



MONTHLY STATISTICAL REPORT

John Davis, Executive Director

FIELD OPERATIONS PROGRAMS

Month: December 2016 Date Released: 02/15/2017

TEMPORARY ASSISTANCE FOR NEEDY FAMILIES¹

	MONEY PAYMENT		ONE-MONTH SUSPEND TANF	AVERAGE GRANT	Net Change From: November 2016			
	GRANT	ZERO GRANT ²			GRANT	ZERO GRANT	ONE-MONTH SUSPEND TANF	AVERAGE GRANT
Families	5,637	35	2	\$138.21	(37)	17	(2)	(\$0.60)
Recipients	11,353	76	6	\$68.62	(35)	38	(6)	(\$0.54)
Adults	2,461	27	2		(30)	14	(2)	
Children	8,892	49	4		(5)	24	(4)	
TOTAL GRANT AMOUNT				\$779,063	(\$8,556)			

SUPPLEMENTAL NUTRITION ASSISTANCE PROGRAM (SNAP)

	NUMBER	AVERAGE BENEFIT VALUE	Net Change From: November 2016	
			NUMBER	AVERAGE BENEFIT VALUE
Households	249,681	\$254.09	(1,354)	(\$0.51)
Persons	549,998	\$115.35	(2,922)	(\$0.24)
BENEFIT VALUE		\$63,441,478	(\$472,197)	
COST PER MEAL		\$1.24	(\$0.04)	

TANF AND SNAP COLLECTIONS

	AMOUNT	Net Change From: November 2016
TANF/AFDC Overpayment Collections	\$1,313	\$39
SNAP Overissuance Collections	\$323,423	(\$20,639)

¹ Total TANF program [TANF-Basic and TANF-Unemployed Parent (UP)]. Totals include UP data: 3 cases, 10 recipients, \$534 grant amount.

² Cases eligible for a money payment, but not legally entitled to a check because of \$10 minimum payment.

Prepared by Research and Statistics Unit, Division of Budgets and Accounting.



MONTHLY STATISTICAL REPORT

FIELD OPERATIONS PROGRAMS

Month: December 2016

Date Released: 02/15/2017

CHILD SUPPORT CASELOAD DATA

	CASES	Net Change From: November 2016
TOTAL	315,445	822
TANF/Foster Care	10,084	136
Non-TANF	279,665	712
TANF/Foster Care Arrears Only	23,578	(17)
Non-IV-D	2,118	(9)

NONCUSTODIAL PARENTS LOCATED

	NUMBER	Net Change From: November 2016
TOTAL	4,898	(500)
TANF/Foster Care Arrears Only	357	(66)
Non-TANF	4,541	(434)

CASES WITH COLLECTIONS

	NUMBER	Net Change From: November 2016
TOTAL CASES	80,950	(314)

TOTAL CHILD SUPPORT COLLECTIONS

	AMOUNT	Net Change From: November 2016
COLLECTED	\$27,369,238	(\$196,071)

Prepared by Research and Statistics Unit, Division of Budgets and Accounting.

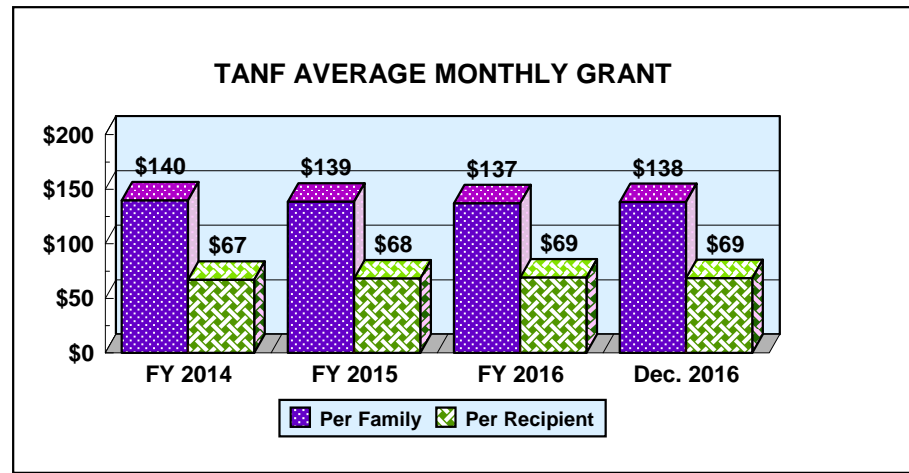
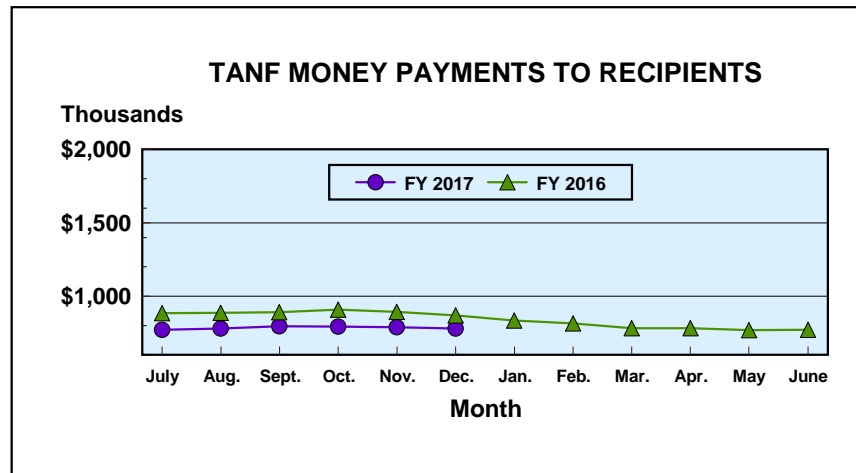
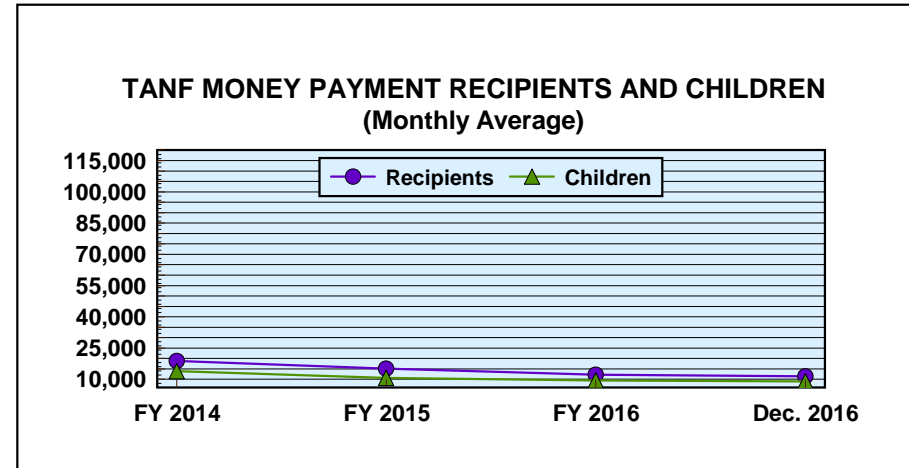
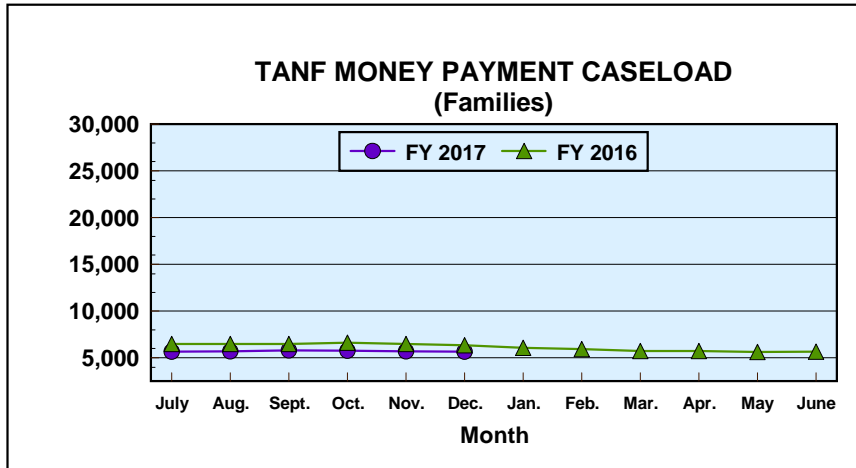
Mississippi Department of Human Services Graphic Overview of Program Data

Month: December 2016

Field Operations Programs

Date Released: 02/15/17

Temporary Assistance for Needy Families

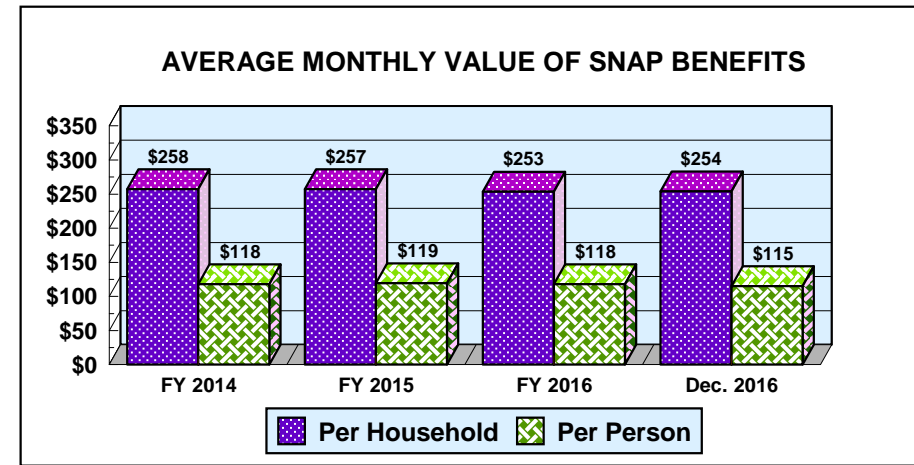
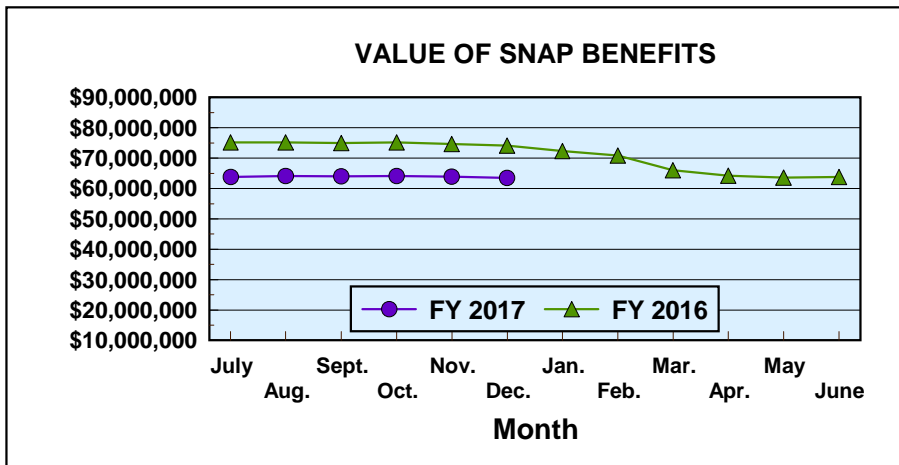
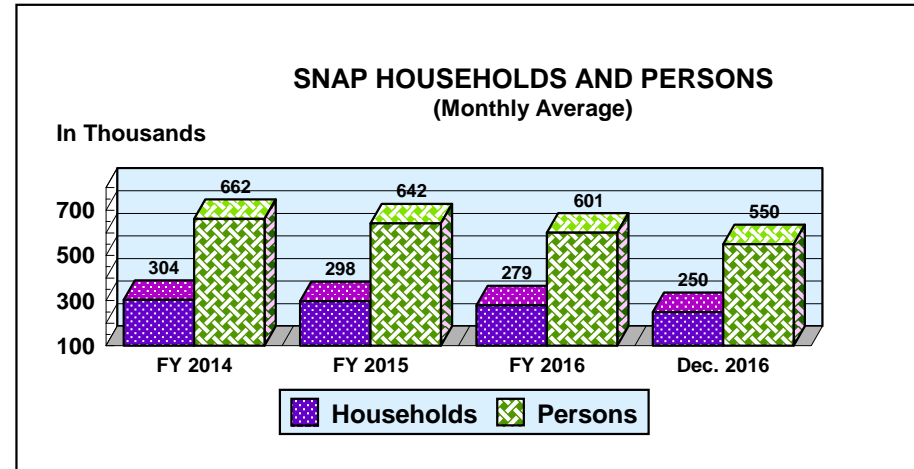
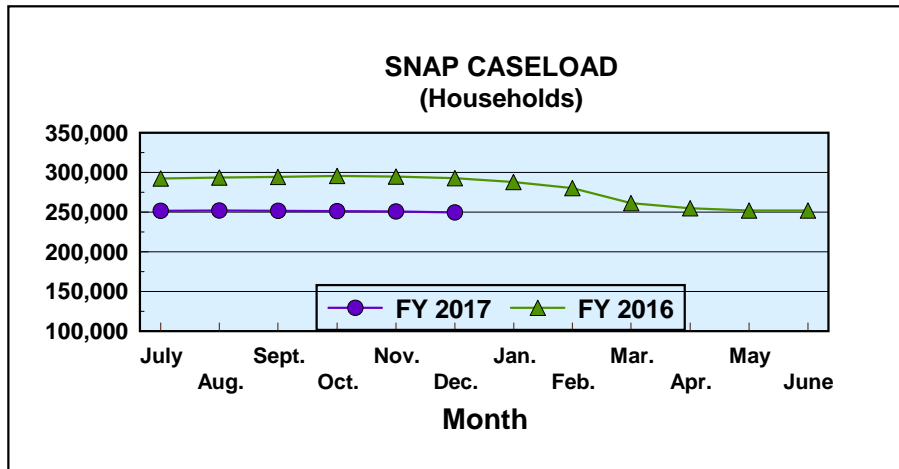


Mississippi Department of Human Services Graphic Overview of Program Data

Date Released: 02/15/17

Month: December 2016

Field Operations Programs Supplemental Nutrition Assistance Program (SNAP)

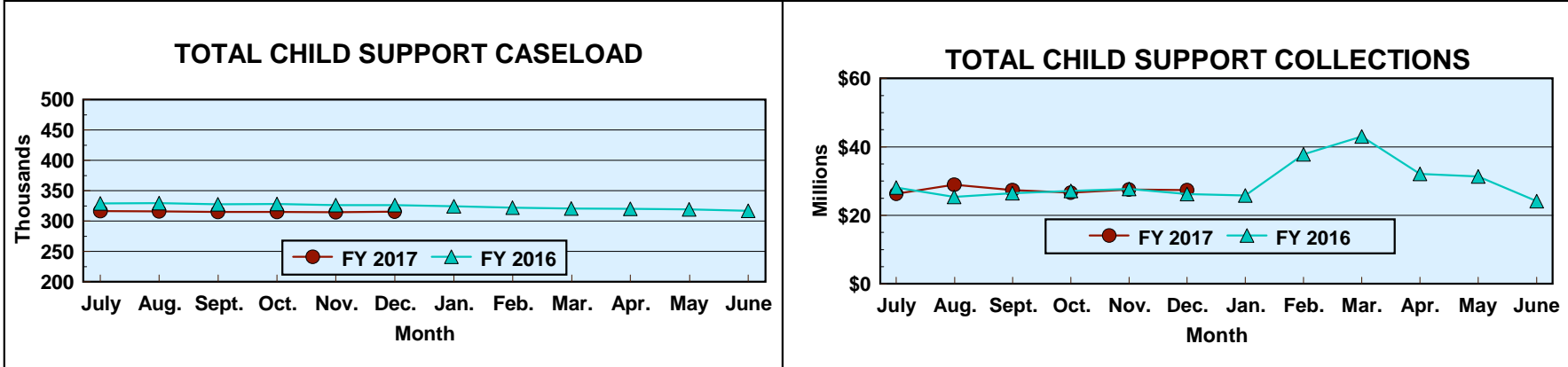


**Mississippi Department of Human Services
Graphic Overview of Program Data**

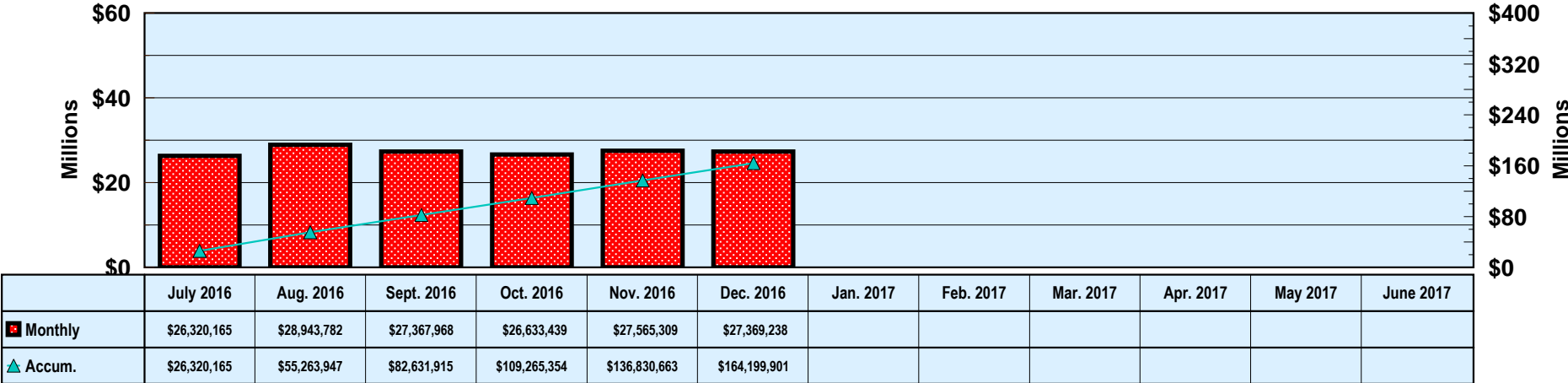
Month: December 2016

Date Released: 02/15/17

**Field Operations Programs
Child Support Enforcement Program**



**FY 2017 TOTAL COLLECTIONS
(ACCUMULATED MONTHLY)**



Prepared by Research and Statistics Unit, Division of Budgets and Accounting.


**Mississippi Department of Human Services
Graphic Overview of Program Data**

Month: December 2016

Date Released: 02/15/17

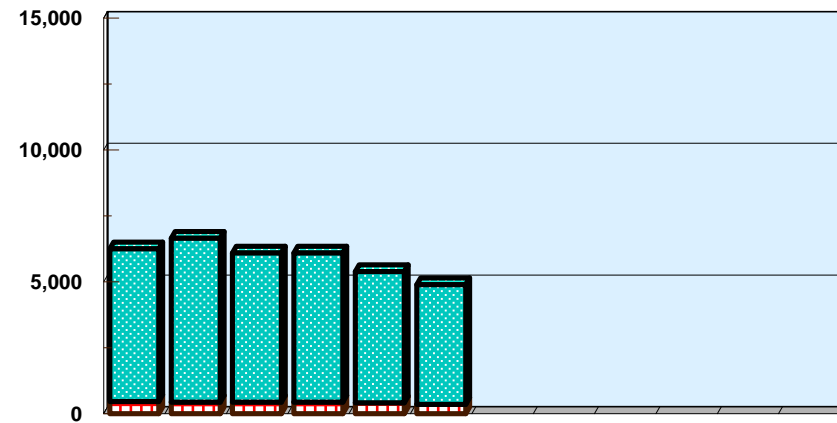
**Field Operations Programs
Child Support Enforcement Program**

**NUMBER OF CHILDREN FOR WHOM
PATERNITY WAS ESTABLISHED**



	07/16	08/16	09/16	10/16	11/16	12/16	01/17	02/17	03/17	04/17	05/17	06/17
TANF	55	90	70	75	48	75						
Non-TANF	798	1,449	1,293	1,246	1,044	980						

NONCUSTODIAL PARENTS LOCATED



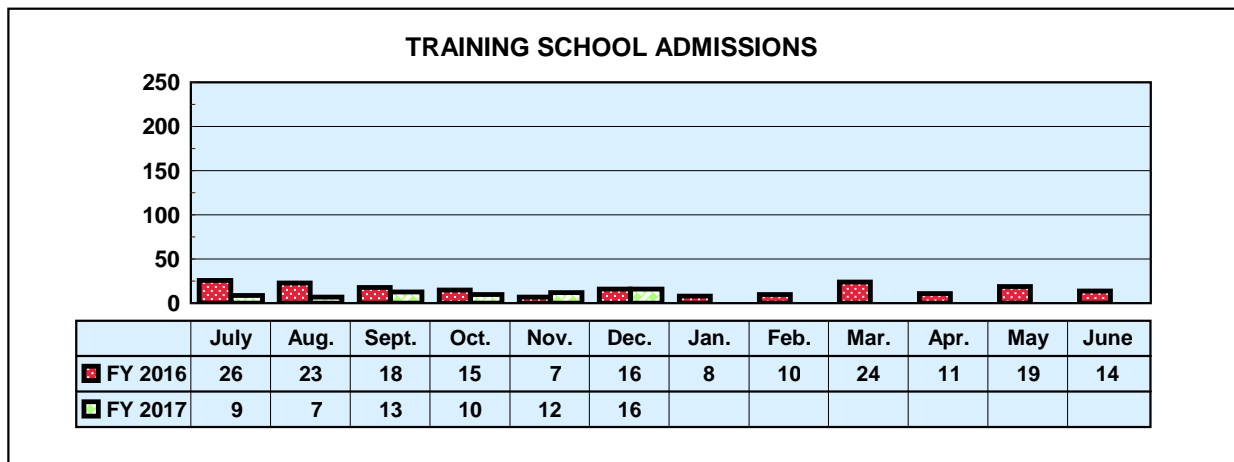
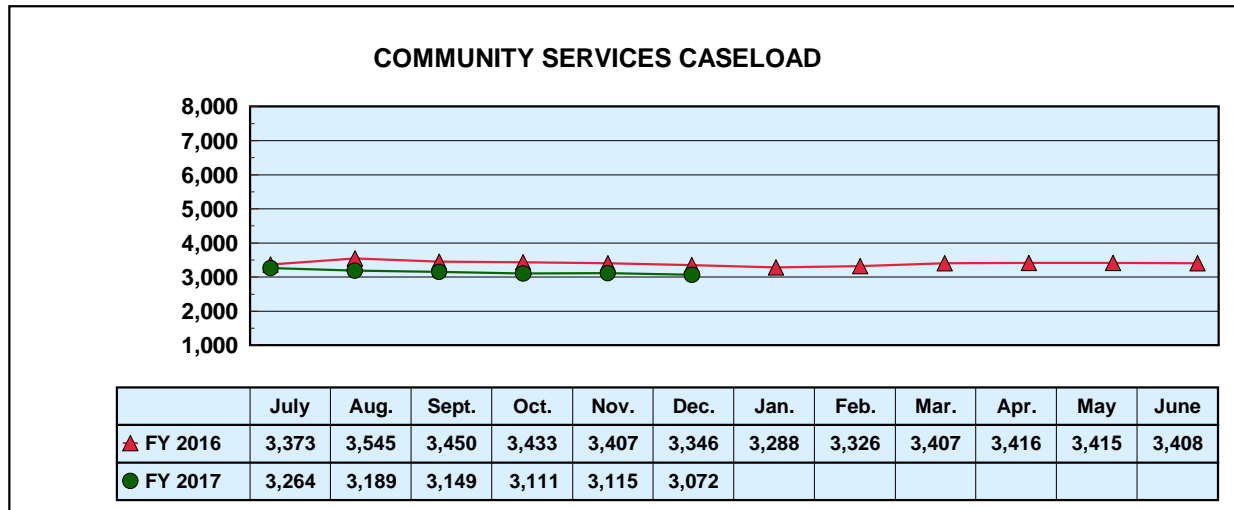
	07/16	08/16	09/16	10/16	11/16	12/16	01/17	02/17	03/17	04/17	05/17	06/17
TANF	465	445	444	437	423	357						
Non-TANF	5,789	6,211	5,654	5,662	4,975	4,541						

**Mississippi Department of Human Services
Graphic Overview of Program Data**

Month: December 2016

Date Released: 02/15/17

Division of Youth Services



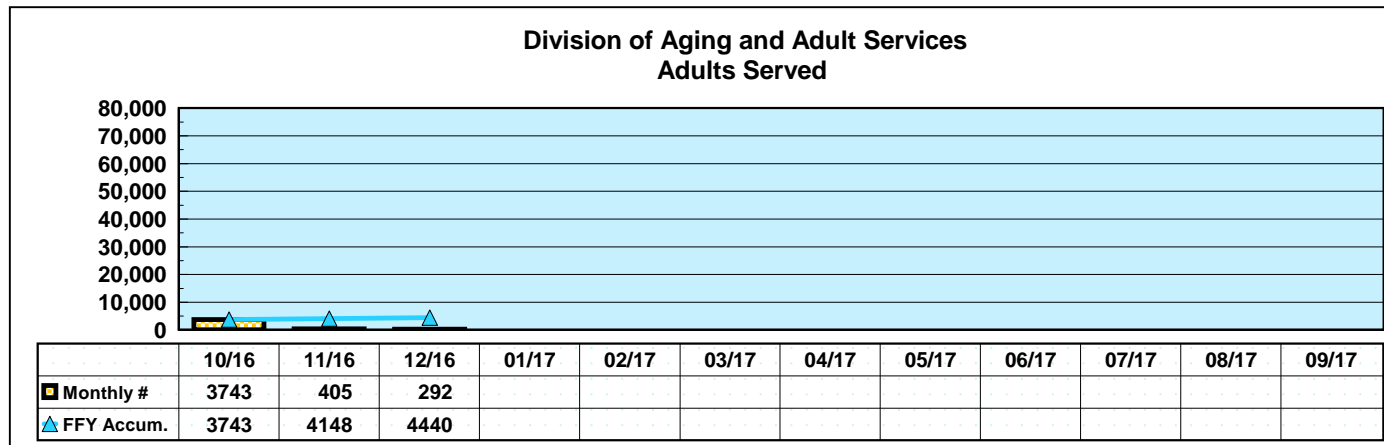
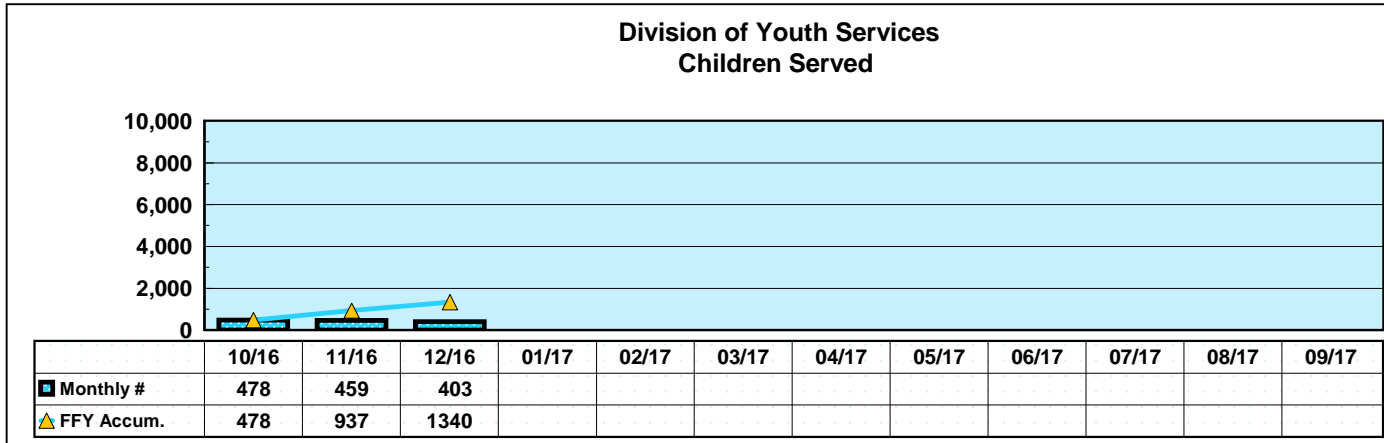
Mississippi Department of Human Services Graphic Overview of Program Data

Month: December 2016

Social Services Block Grant

Date Released: 02/15/17

NEW CLIENTS SERVED FEDERAL FISCAL YEAR 2017*



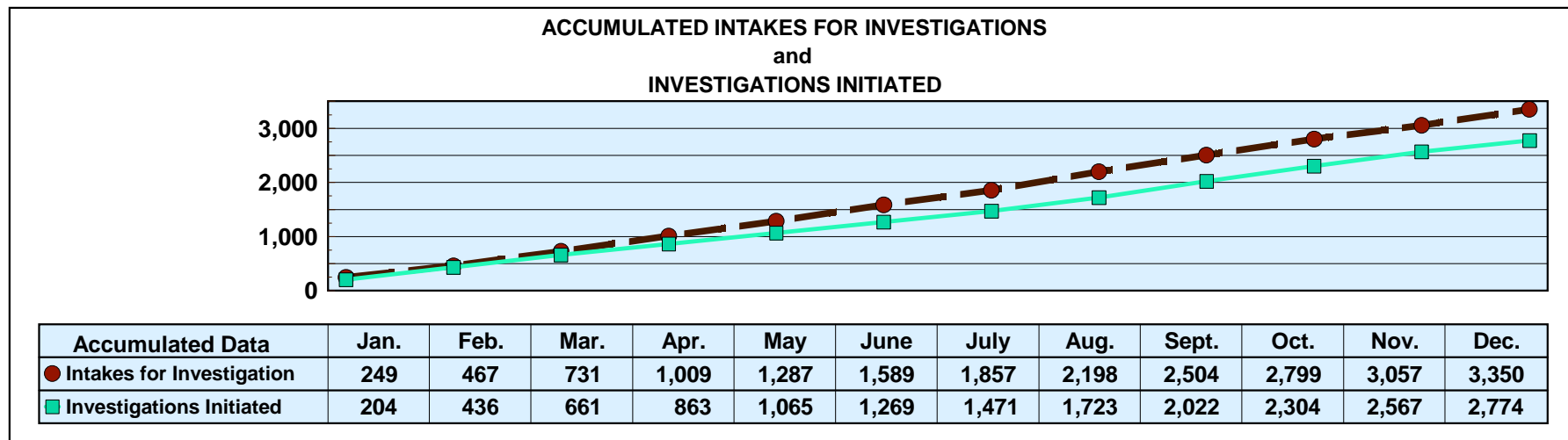
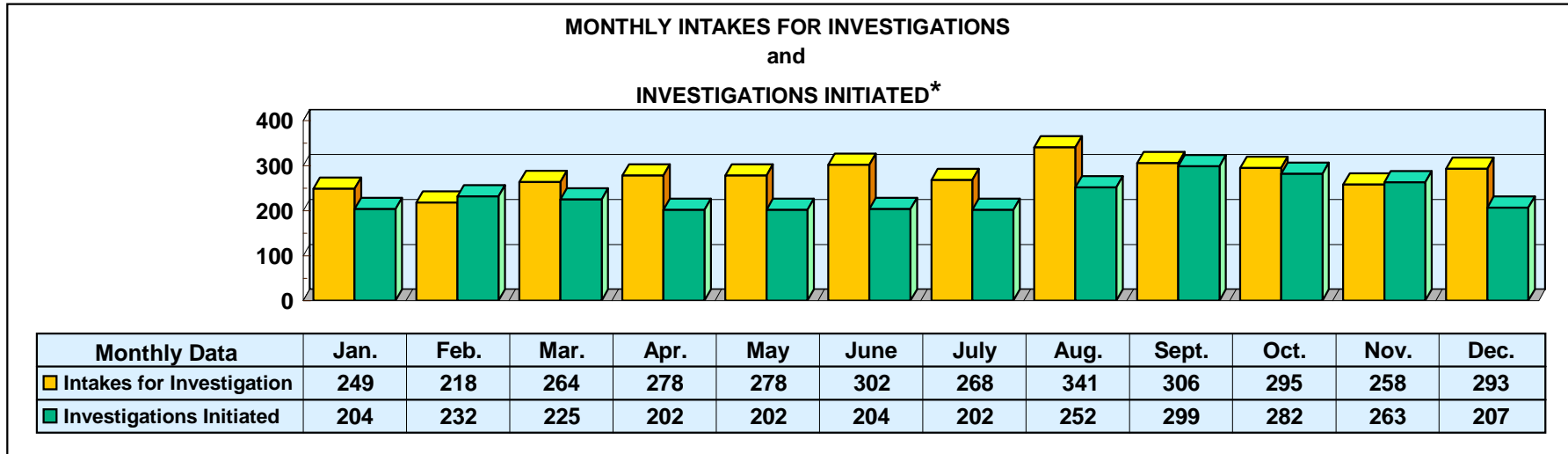
*Reflects unduplicated count of clients served monthly.

Mississippi Department of Human Services Graphic Overview of Program Data

Date Released: 02/15/17

Month: December 2016

Division of Aging and Adult Services ADULT PROTECTIVE SERVICES



*An approximate manual count.

Prepared by Research and Statistics Unit, Division of Budgets and Accounting.



MONTHLY STATISTICAL REPORT

John Davis, Executive Director

FIELD OPERATIONS PROGRAMS

Month: December 2016 Date Released: 02/15/2017

TEMPORARY ASSISTANCE FOR NEEDY FAMILIES¹

	MONEY PAYMENT		ONE-MONTH SUSPEND TANF	AVERAGE GRANT	Net Change From: November 2016			
	GRANT	ZERO GRANT ²			GRANT	ZERO GRANT	ONE-MONTH SUSPEND TANF	AVERAGE GRANT
Families	5,637	35	2	\$138.21	(37)	17	(2)	(\$0.60)
Recipients	11,353	76	6	\$68.62	(35)	38	(6)	(\$0.54)
Adults	2,461	27	2		(30)	14	(2)	
Children	8,892	49	4		(5)	24	(4)	
TOTAL GRANT AMOUNT				\$779,063	(\$8,556)			

SUPPLEMENTAL NUTRITION ASSISTANCE PROGRAM (SNAP)

	NUMBER	AVERAGE BENEFIT VALUE	Net Change From: November 2016	
			NUMBER	AVERAGE BENEFIT VALUE
Households	249,681	\$254.09	(1,354)	(\$0.51)
Persons	549,998	\$115.35	(2,922)	(\$0.24)
BENEFIT VALUE		\$63,441,478	(\$472,197)	
COST PER MEAL		\$1.37	\$0.09	

TANF AND SNAP COLLECTIONS

	AMOUNT	Net Change From: November 2016
TANF/AFDC Overpayment Collections	\$1,313	\$39
SNAP Overissuance Collections	\$323,423	(\$20,639)

¹ Total TANF program [TANF-Basic and TANF-Unemployed Parent (UP)]. Totals include UP data: 3 cases, 10 recipients, \$534 grant amount.

² Cases eligible for a money payment, but not legally entitled to a check because of \$10 minimum payment.

Prepared by Research and Statistics Unit, Division of Budgets and Accounting.



MONTHLY STATISTICAL REPORT

FIELD OPERATIONS PROGRAMS

Month: December 2016

Date Released: 02/15/2017

CHILD SUPPORT CASELOAD DATA

	CASES	Net Change From: November 2016
TOTAL	315,445	822
TANF/Foster Care	10,084	136
Non-TANF	279,665	712
TANF/Foster Care Arrears Only	23,578	(17)
Non-IV-D	2,118	(9)

NONCUSTODIAL PARENTS LOCATED

	NUMBER	Net Change From: November 2016
TOTAL	4,898	(500)
TANF/Foster Care Arrears Only	357	(66)
Non-TANF	4,541	(434)

CASES WITH COLLECTIONS

	NUMBER	Net Change From: November 2016
TOTAL CASES	80,950	(314)

TOTAL CHILD SUPPORT COLLECTIONS

	AMOUNT	Net Change From: November 2016
COLLECTED	\$27,369,238	(\$196,071)

Prepared by Research and Statistics Unit, Division of Budgets and Accounting.

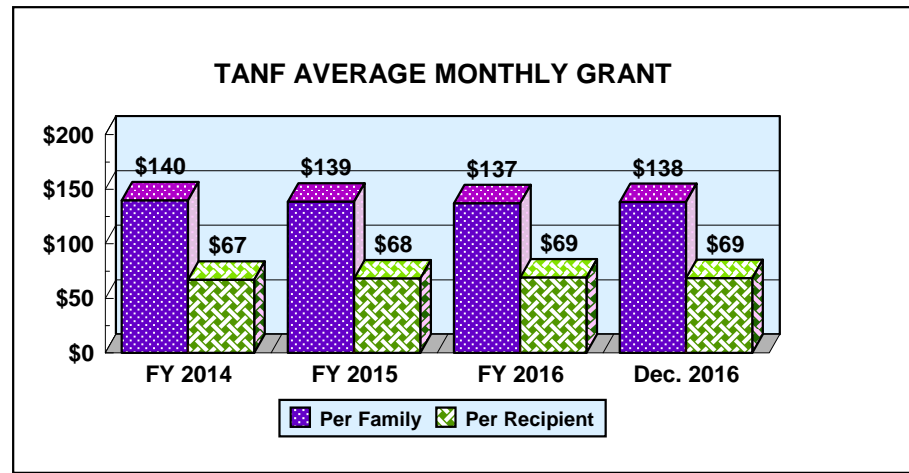
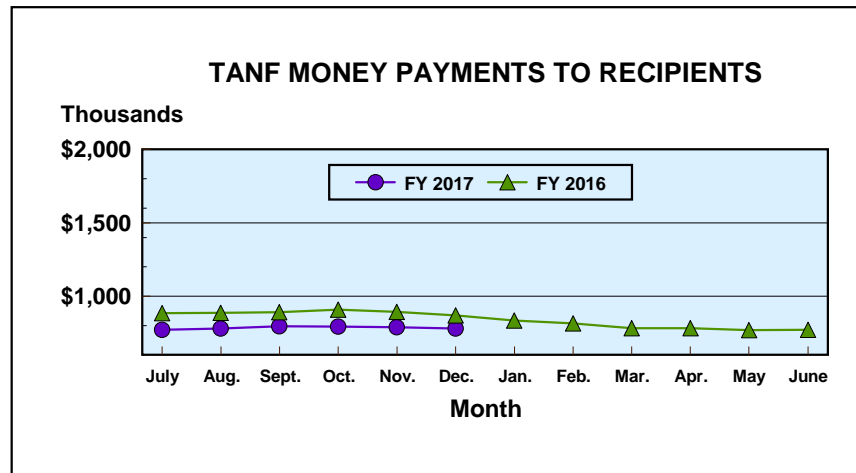
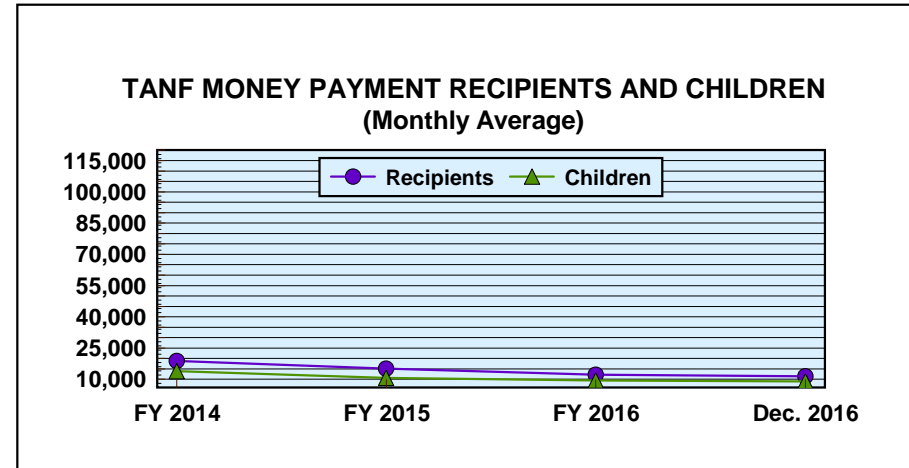
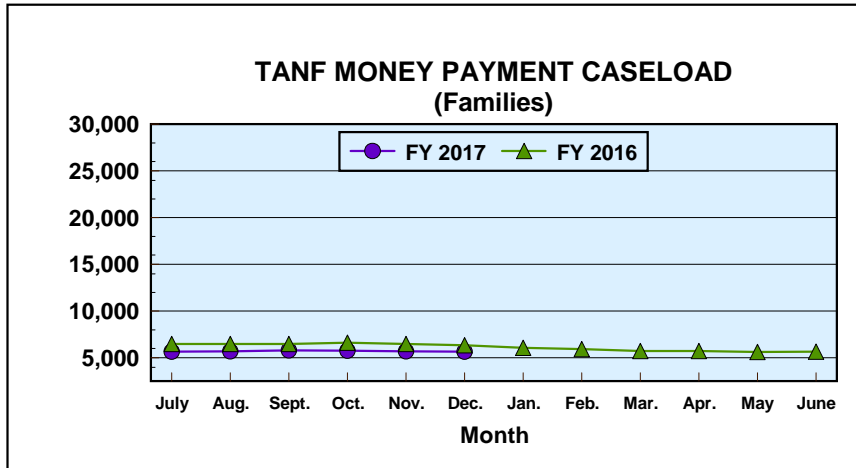
Mississippi Department of Human Services Graphic Overview of Program Data

Month: December 2016

Field Operations Programs

Date Released: 02/15/17

Temporary Assistance for Needy Families

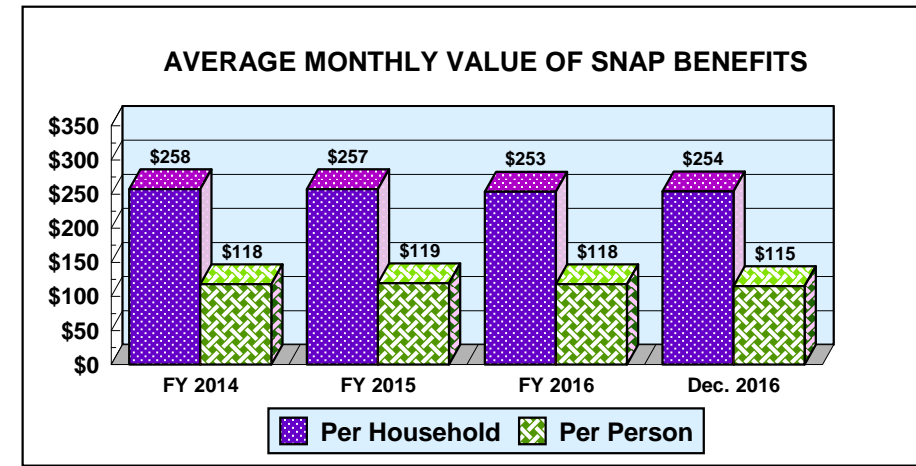
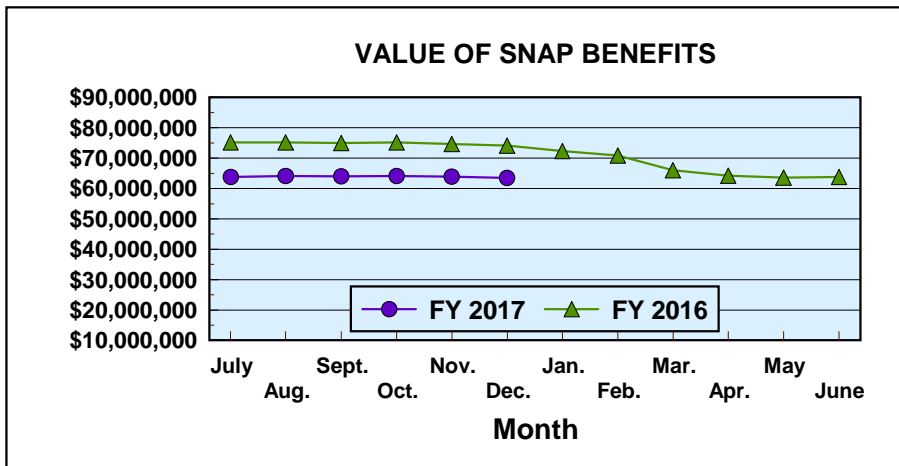
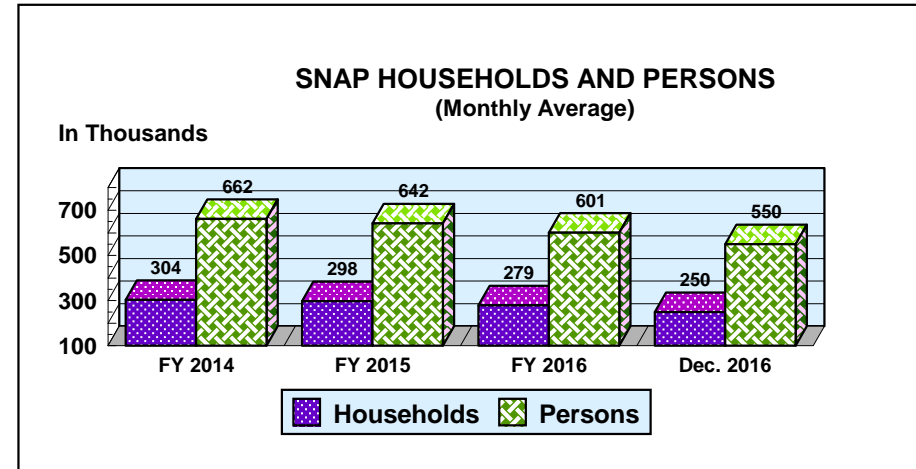
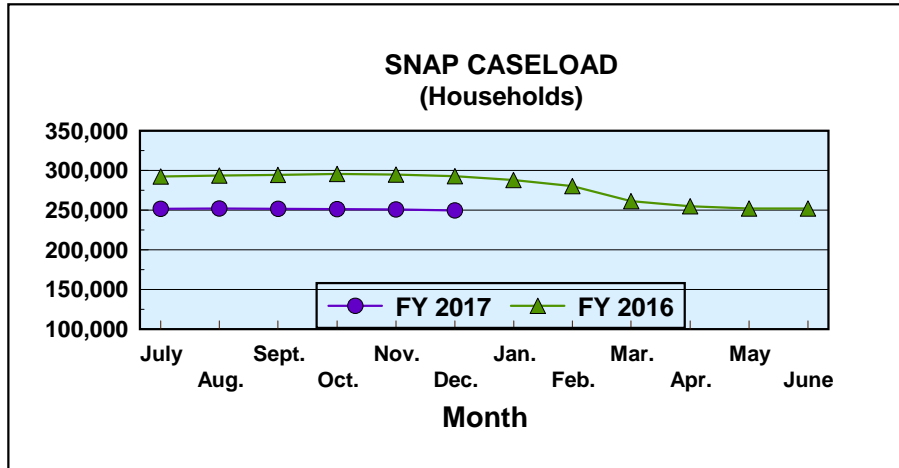


Mississippi Department of Human Services Graphic Overview of Program Data

Date Released: 02/15/17

Month: December 2016

Field Operations Programs Supplemental Nutrition Assistance Program (SNAP)

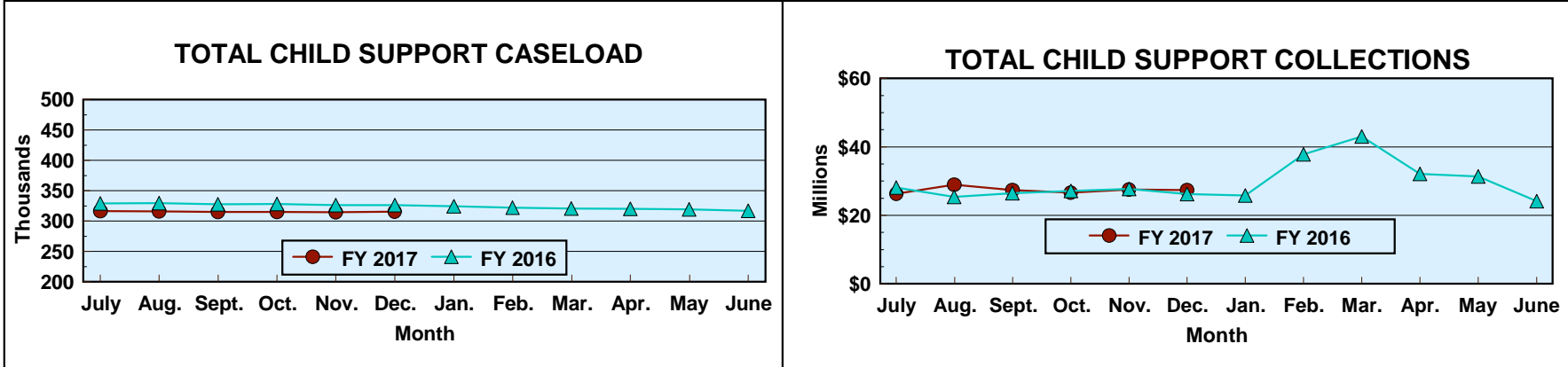


**Mississippi Department of Human Services
Graphic Overview of Program Data**

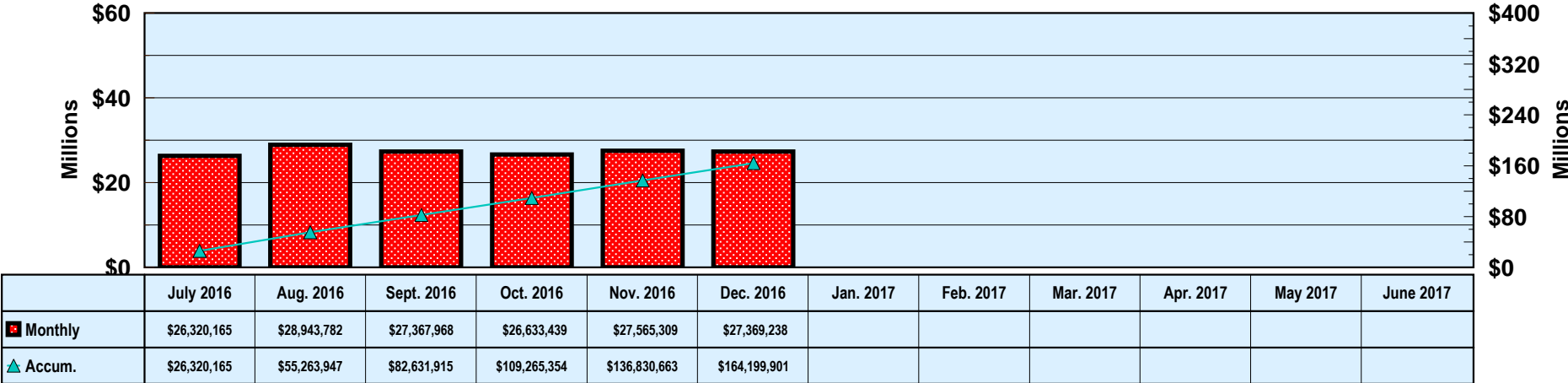
Month: December 2016

Date Released: 02/15/17

**Field Operations Programs
Child Support Enforcement Program**



**FY 2017 TOTAL COLLECTIONS
(ACCUMULATED MONTHLY)**



Prepared by Research and Statistics Unit, Division of Budgets and Accounting.


**Mississippi Department of Human Services
Graphic Overview of Program Data**

Month: December 2016

Date Released: 02/15/17

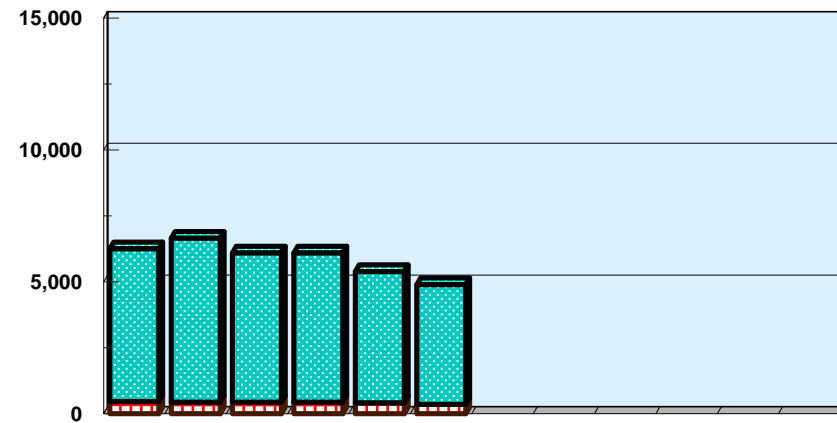
**Field Operations Programs
Child Support Enforcement Program**

**NUMBER OF CHILDREN FOR WHOM
PATERNITY WAS ESTABLISHED**



	07/16	08/16	09/16	10/16	11/16	12/16	01/17	02/17	03/17	04/17	05/17	06/17
TANF	55	90	70	75	48	75						
Non-TANF	798	1,449	1,293	1,246	1,044	980						

NONCUSTODIAL PARENTS LOCATED



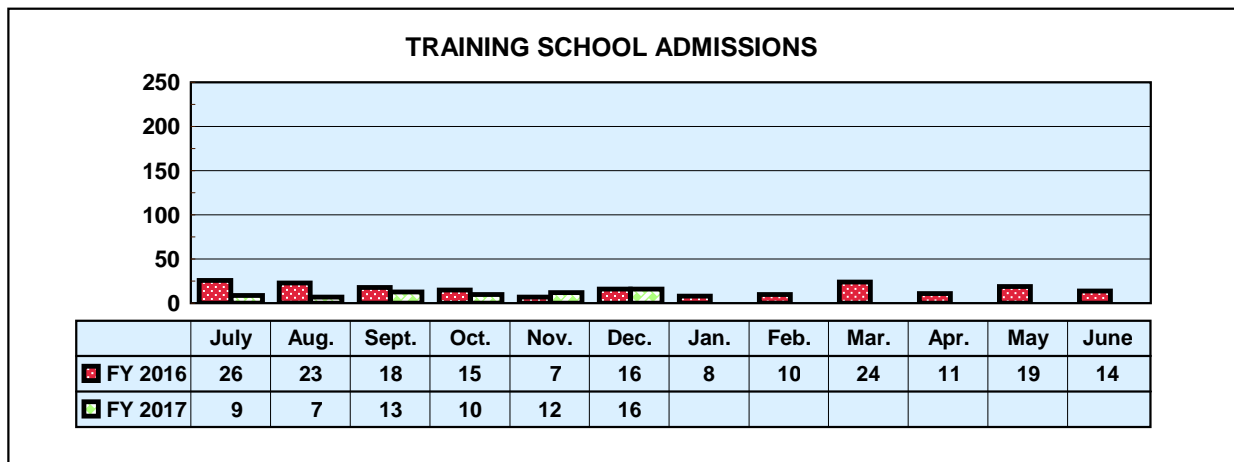
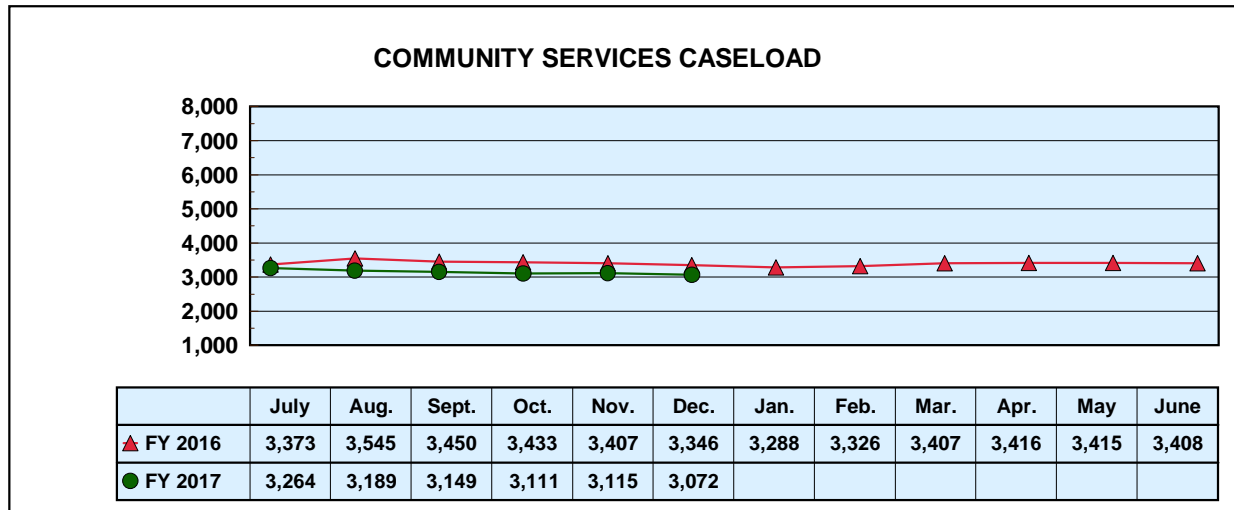
	07/16	08/16	09/16	10/16	11/16	12/16	01/17	02/17	03/17	04/17	05/17	06/17
TANF	465	445	444	437	423	357						
Non-TANF	5,789	6,211	5,654	5,662	4,975	4,541						

**Mississippi Department of Human Services
Graphic Overview of Program Data**

Month: December 2016

Date Released: 02/15/17

Division of Youth Services



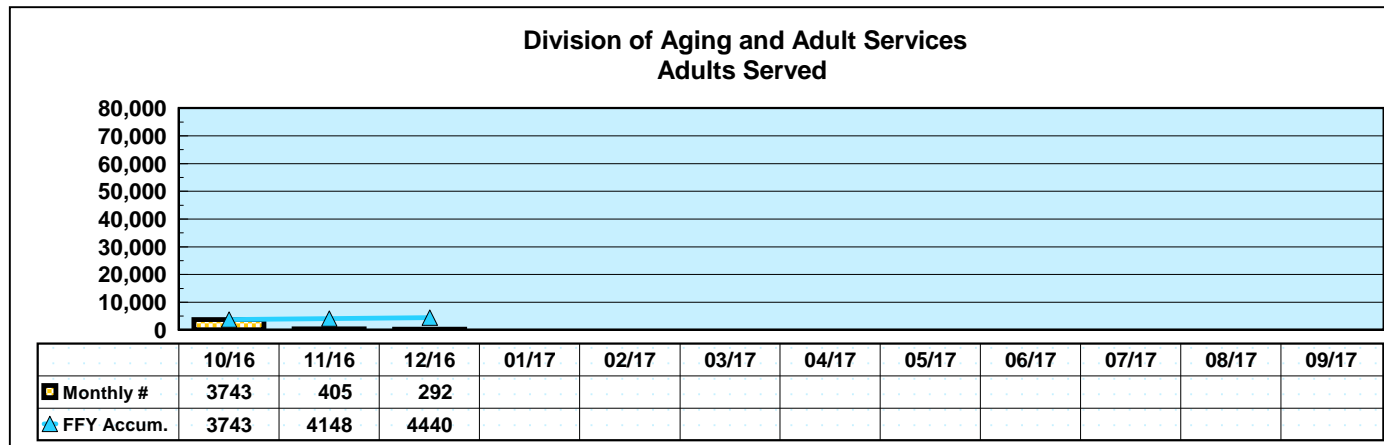
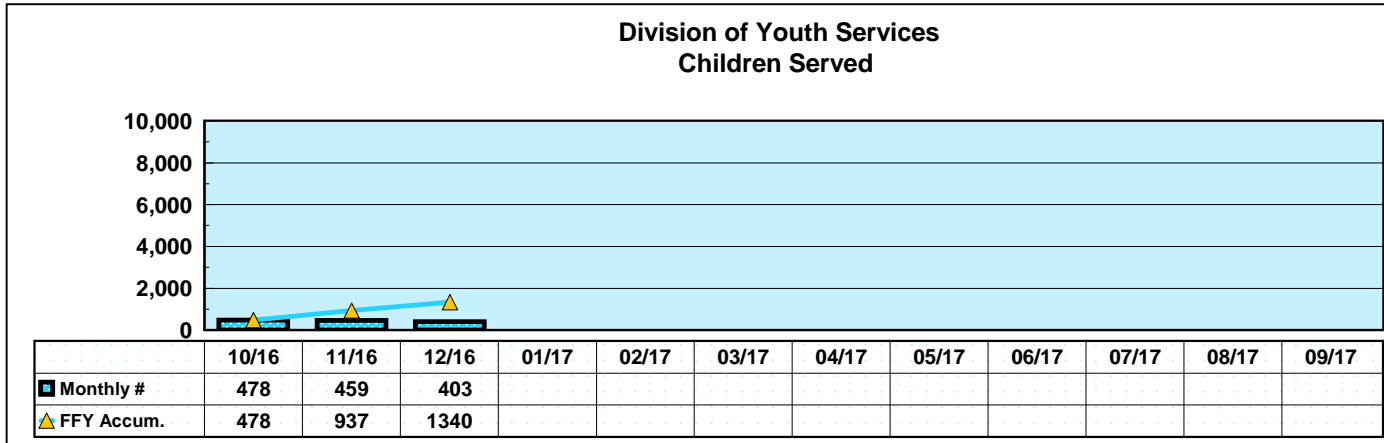
Mississippi Department of Human Services Graphic Overview of Program Data

Month: December 2016

Social Services Block Grant

Date Released: 02/15/17

NEW CLIENTS SERVED FEDERAL FISCAL YEAR 2017*



*Reflects unduplicated count of clients served monthly.

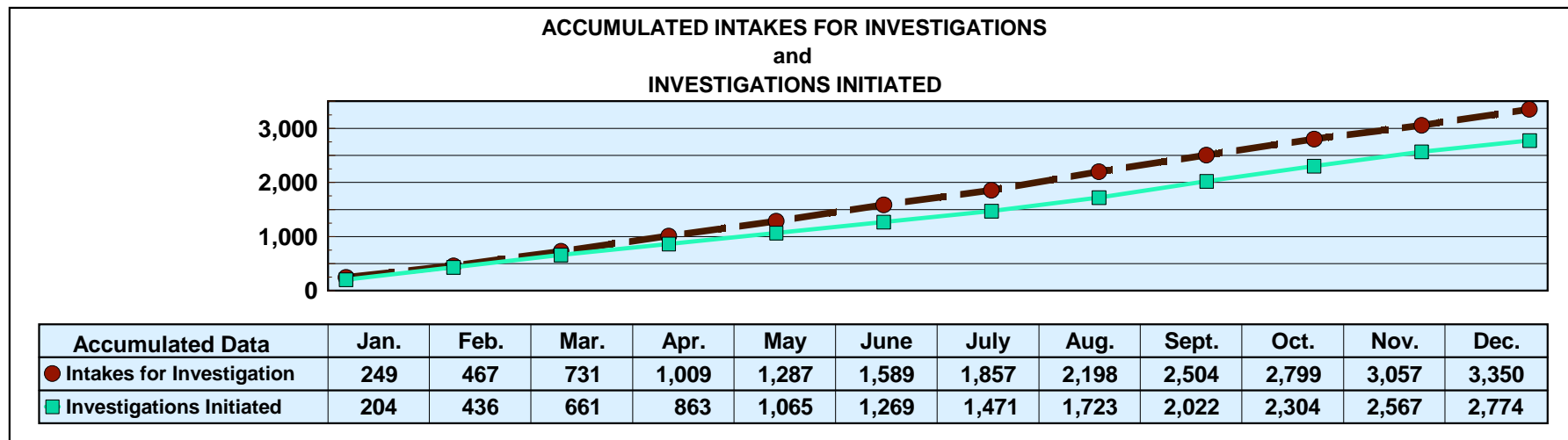
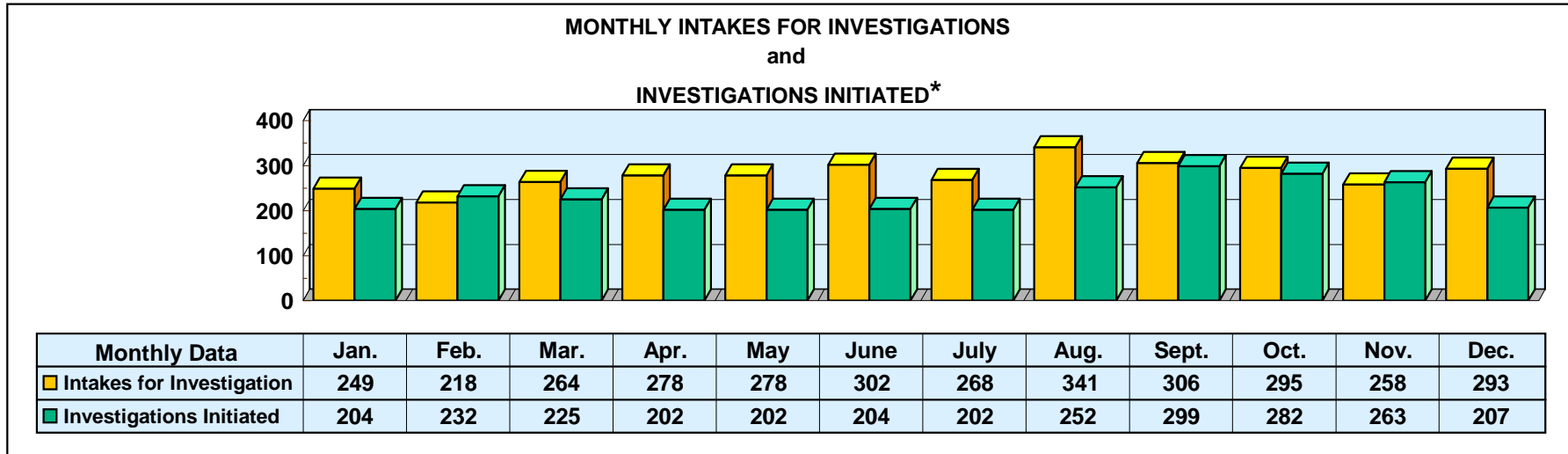
Mississippi Department of Human Services

Graphic Overview of Program Data

Date Released: 02/15/17

Month: December 2016

Division of Aging and Adult Services ADULT PROTECTIVE SERVICES



*An approximate manual count.

Prepared by Research and Statistics Unit, Division of Budgets and Accounting.