



MONTHLY STATISTICAL REPORT

John Davis, Executive Director

FIELD OPERATIONS PROGRAMS

Month: July 2016 Date Released: 09/15/2016

TEMPORARY ASSISTANCE FOR NEEDY FAMILIES¹

	MONEY PAYMENT		ONE-MONTH SUSPEND TANF	AVERAGE GRANT	Net Change From: June 2016			
	GRANT	ZERO GRANT ²			GRANT	GRANT	ONE-MONTH SUSPEND TANF	AVERAGE GRANT
Families	5,627	27	4	\$136.96	(14)	5	(6)	\$0.23
Recipients	11,167	60	10	\$69.01	64	21	(8)	(\$0.45)
Adults	2,444	21	2		28	9	(6)	
Children	8,723	39	8		36	12	(2)	
TOTAL GRANT AMOUNT				\$770,689	(\$618)			

SUPPLEMENTAL NUTRITION ASSISTANCE PROGRAM (SNAP)

	NUMBER	AVERAGE BENEFIT VALUE	Net Change From: June 2016	
			NUMBER	AVERAGE BENEFIT VALUE
Households	251,882	\$253.48	(299)	\$0.66
Persons	554,911	\$115.06	(448)	\$0.26
BENEFIT VALUE		\$63,848,717	\$92,173	
COST PER MEAL		\$1.23	(\$0.04)	

TANF AND SNAP COLLECTIONS

	AMOUNT	Net Change From: June 2016
TANF/AFDC Overpayment Collections	\$1,344	(\$532)
SNAP Overissuance Collections	\$304,888	(\$72,759)

¹ Total TANF program [TANF-Basic and TANF-Unemployed Parent (UP)]. Totals include UP data: 3 cases, 9 recipients, \$510 grant amount.

² Cases eligible for a money payment, but not legally entitled to a check because of \$10 minimum payment.

Prepared by Research and Statistics Unit, Division of Budgets and Accounting.



MONTHLY STATISTICAL REPORT

FIELD OPERATIONS PROGRAMS

Month: July 2016

Date Released: 09/15/2016

CHILD SUPPORT CASELOAD DATA

	CASES	Net Change From: June 2016
TOTAL	316,668	(314)
TANF/Foster Care	9,887	(15)
Non-TANF	281,195	(272)
TANF/Foster Care Arrears Only	23,451	(16)
Non-IV-D	2,135	(11)

NONCUSTODIAL PARENTS LOCATED

	NUMBER	Net Change From: June 2016
TOTAL	6,254	(415)
TANF/Foster Care Arrears Only	465	14
Non-TANF	5,789	(429)

CASES WITH COLLECTIONS

	NUMBER	Net Change From: June 2016
TOTAL CASES	80,494	(1,133)

TOTAL CHILD SUPPORT COLLECTIONS

	AMOUNT	Net Change From: June 2016
COLLECTED	\$26,320,165	\$2,172,754

Prepared by Research and Statistics Unit, Division of Budgets and Accounting.

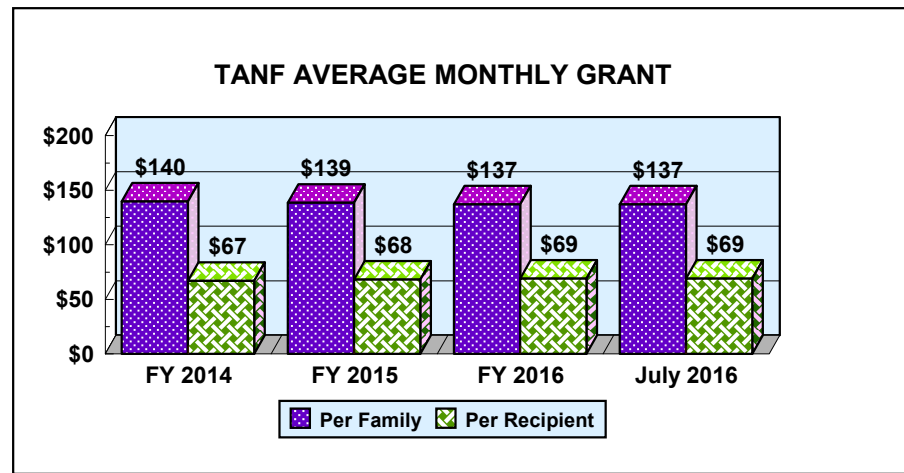
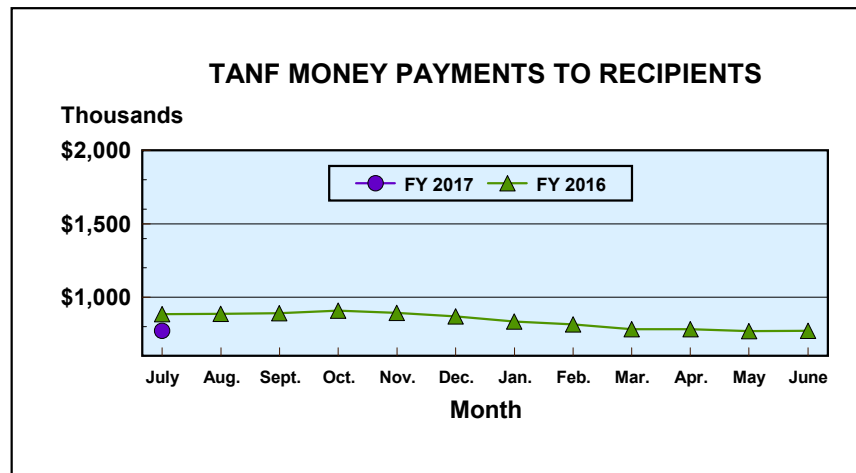
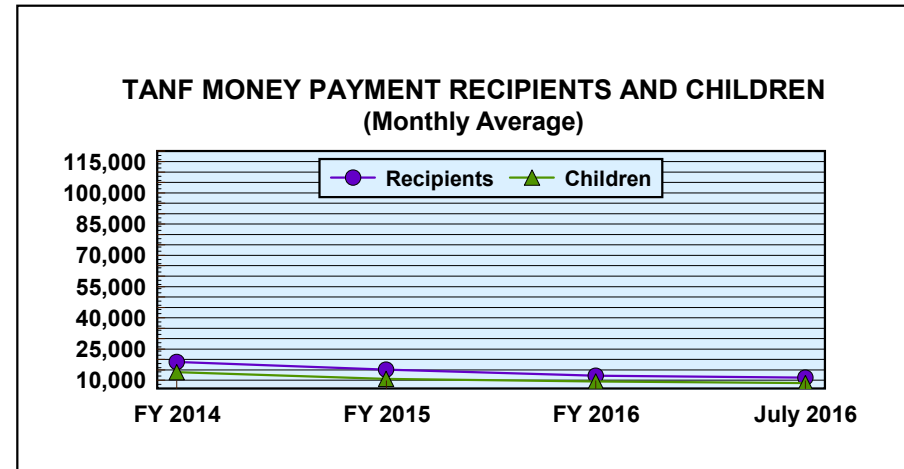
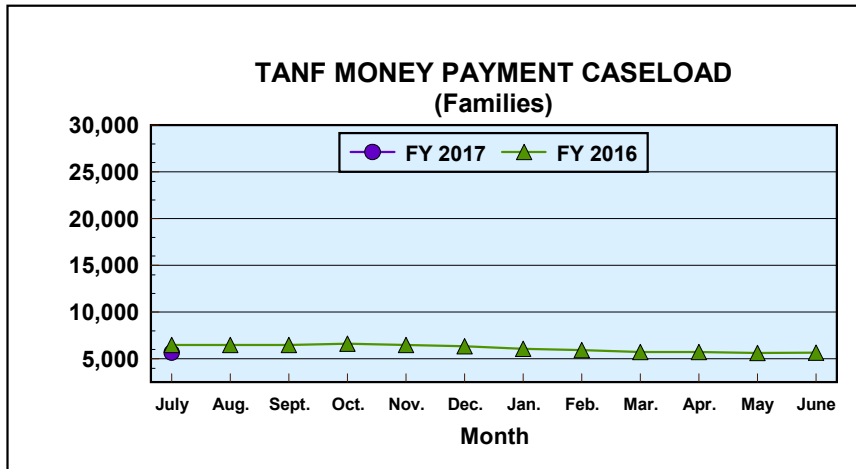
Mississippi Department of Human Services Graphic Overview of Program Data

Month: July 2016

Field Operations Programs

Date Released: 09/15/16

Temporary Assistance for Needy Families

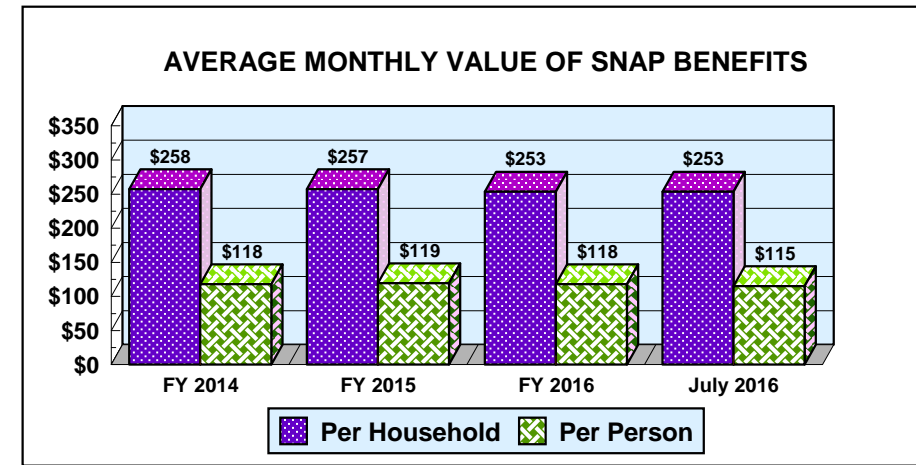
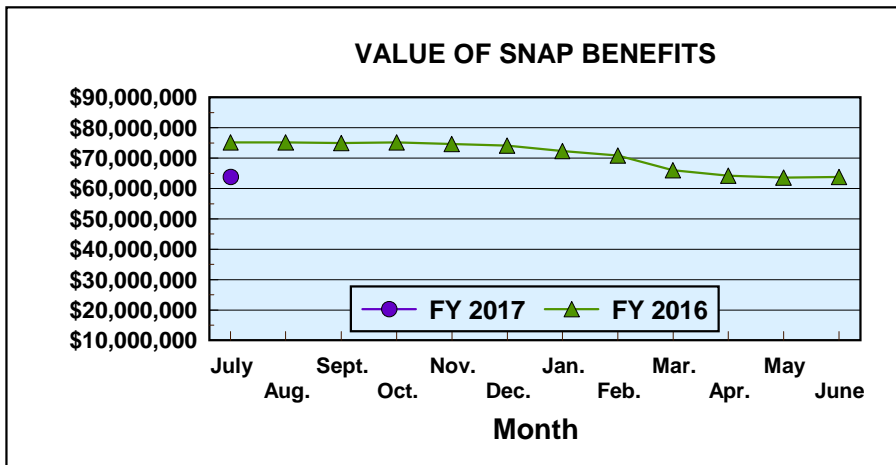
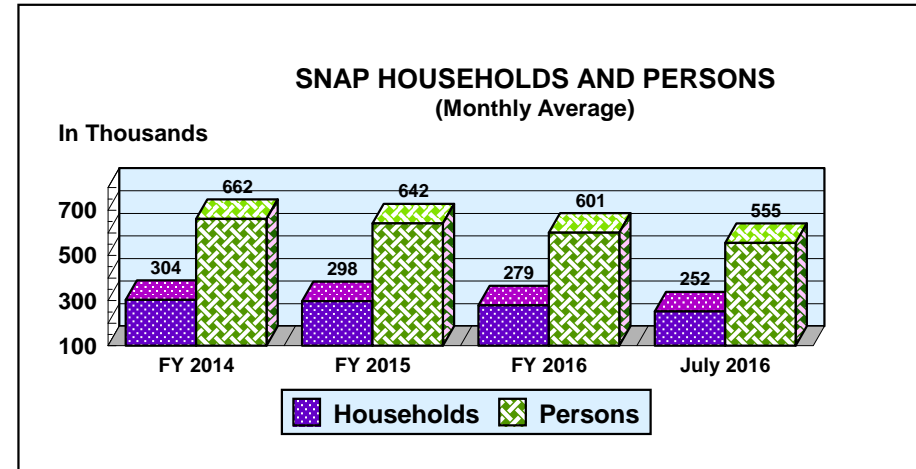
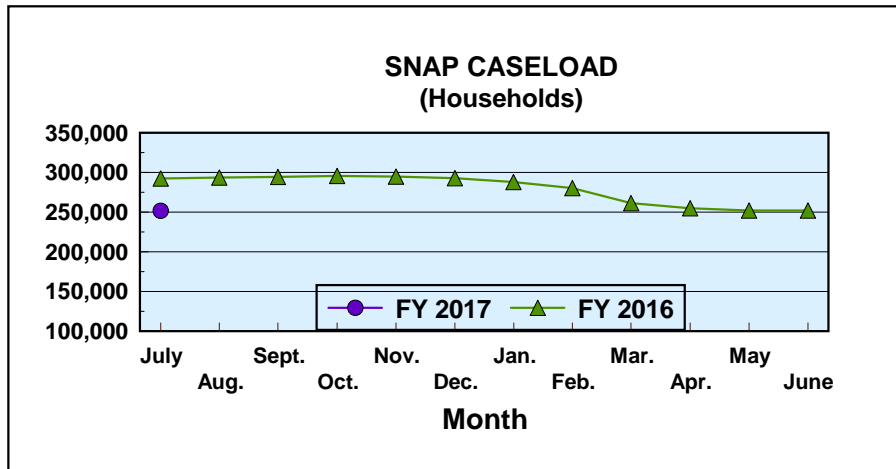


Mississippi Department of Human Services Graphic Overview of Program Data

Date Released: 09/15/16

Month: July 2016

Field Operations Programs Supplemental Nutrition Assistance Program (SNAP)

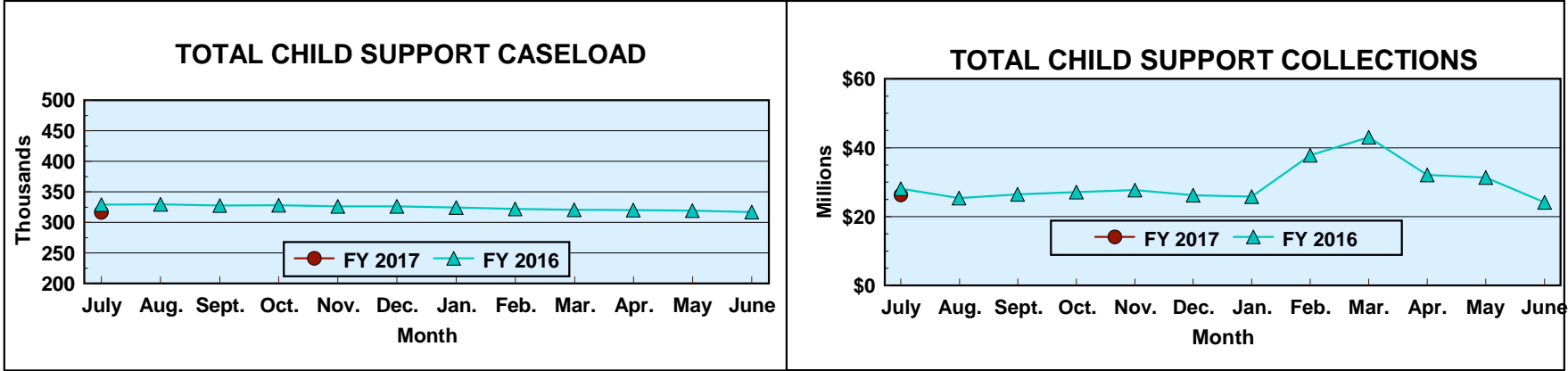


**Mississippi Department of Human Services
Graphic Overview of Program Data**

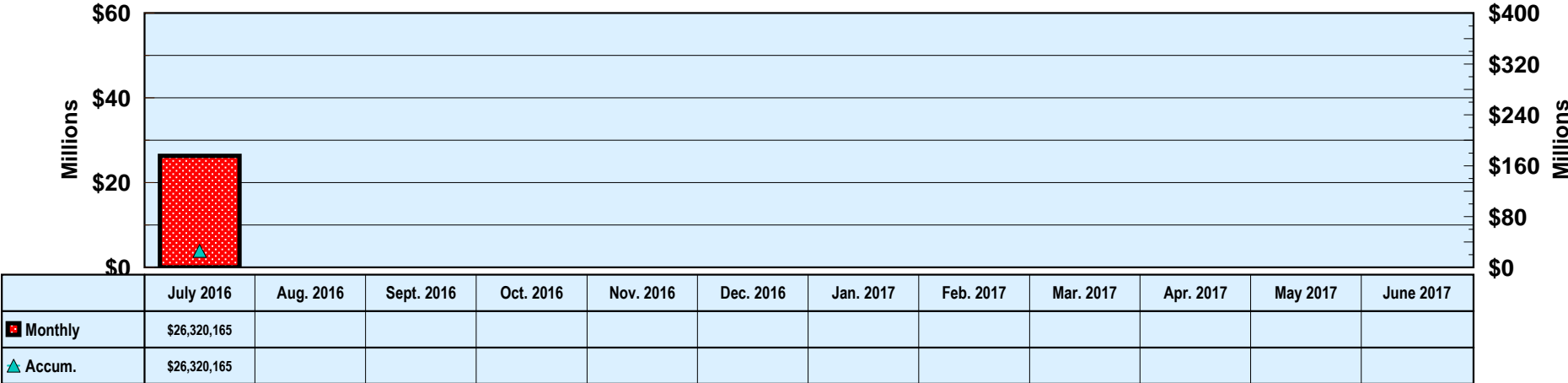
Month: July 2016

Date Released: 09/15/16

**Field Operations Programs
Child Support Enforcement Program**



**FY 2017 TOTAL COLLECTIONS
(ACCUMULATED MONTHLY)**



Prepared by Research and Statistics Unit, Division of Budgets and Accounting.


**Mississippi Department of Human Services
Graphic Overview of Program Data**

Month: July 2016

Date Released: 09/15/16


**Field Operations Programs
Child Support Enforcement Program**

**NUMBER OF CHILDREN FOR WHOM
PATERNITY WAS ESTABLISHED**



	07/16	08/16	09/16	10/16	11/16	12/16	01/17	02/17	03/17	04/17	05/17	06/17
TANF	55											
Non-TANF	798											

NONCUSTODIAL PARENTS LOCATED



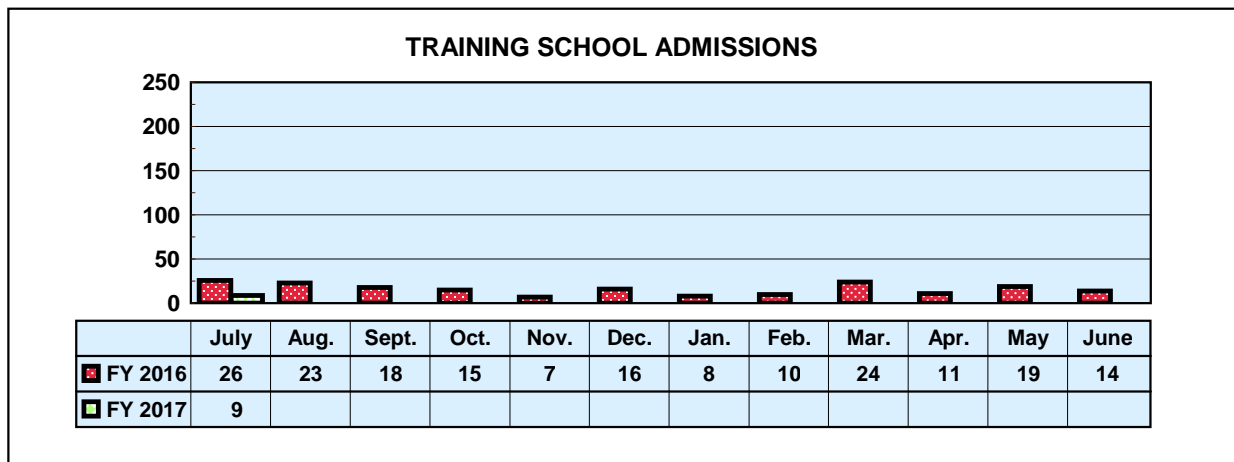
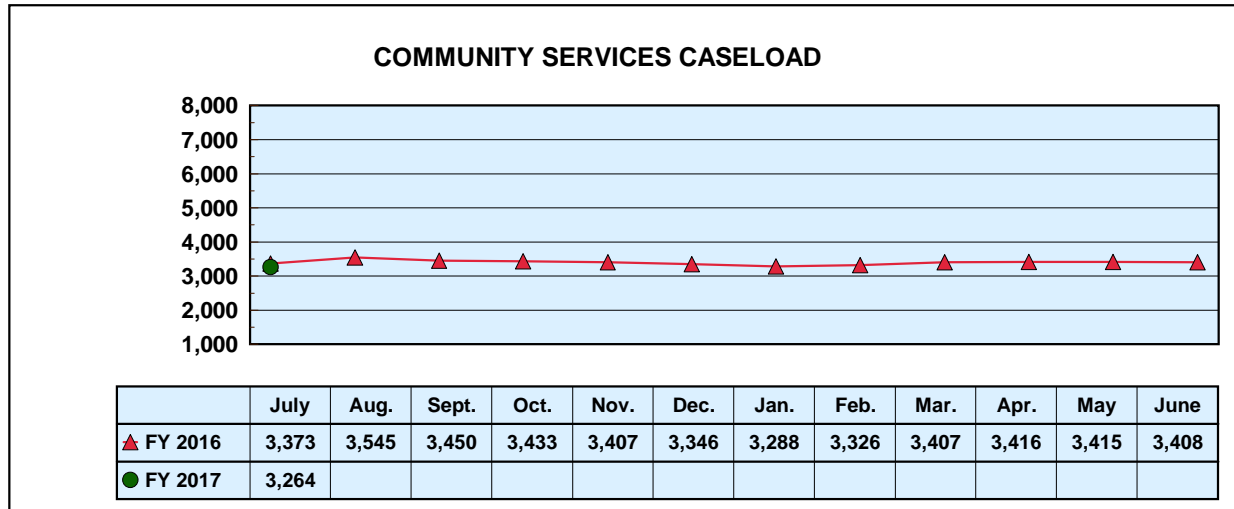
	07/16	08/16	09/16	10/16	11/16	12/16	01/17	02/17	03/17	04/17	05/17	06/17
TANF	465											
Non-TANF	5,789											

**Mississippi Department of Human Services
Graphic Overview of Program Data**

Date Released: 09/15/16

Month: July 2016

Division of Youth Services



Mississippi Department of Human Services

Graphic Overview of Program Data

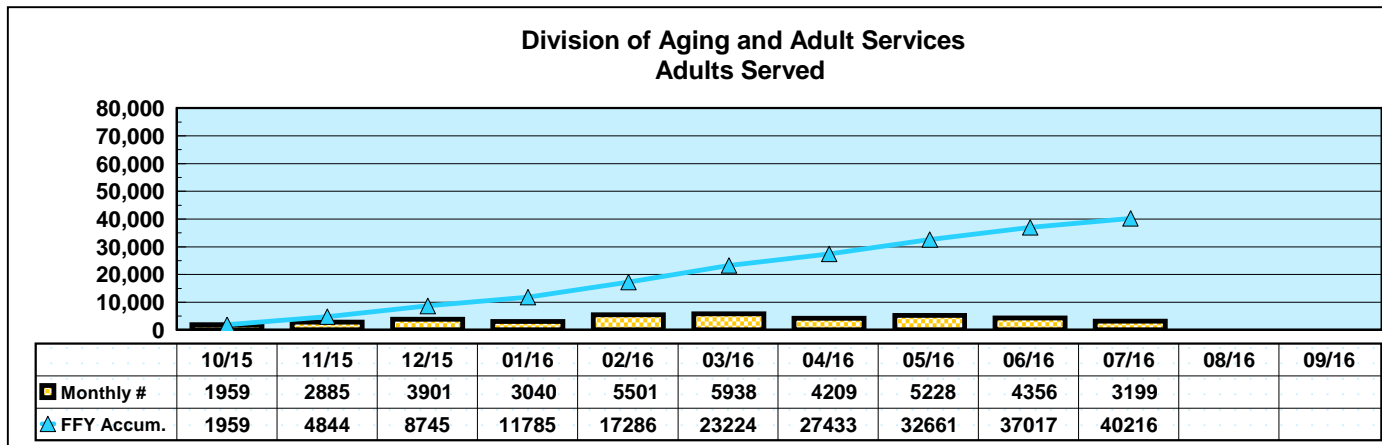
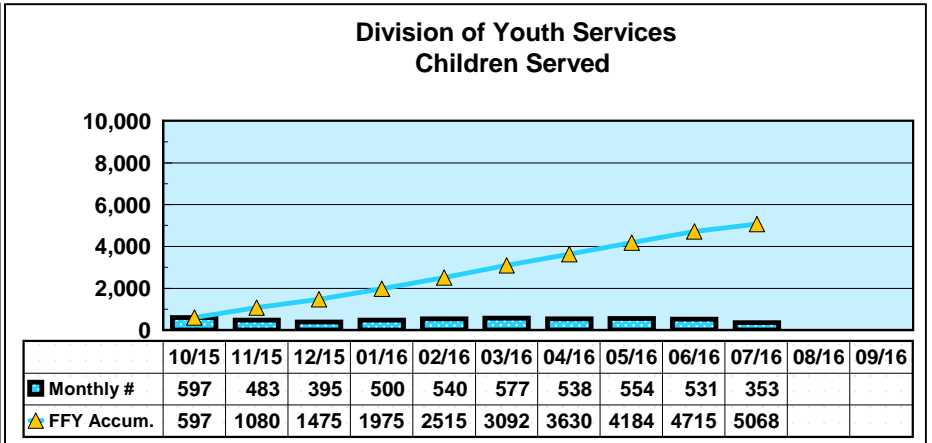
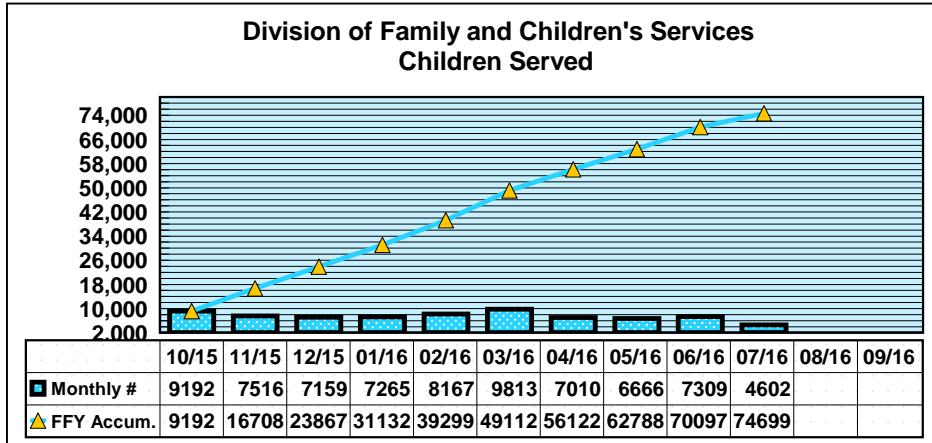
Month: July 2016

Social Services Block Grant

Date Released: 09/15/16

NEW CLIENTS SERVED

FEDERAL FISCAL YEAR 2016*



*Reflects unduplicated count of clients served monthly.

**Data unavailable.

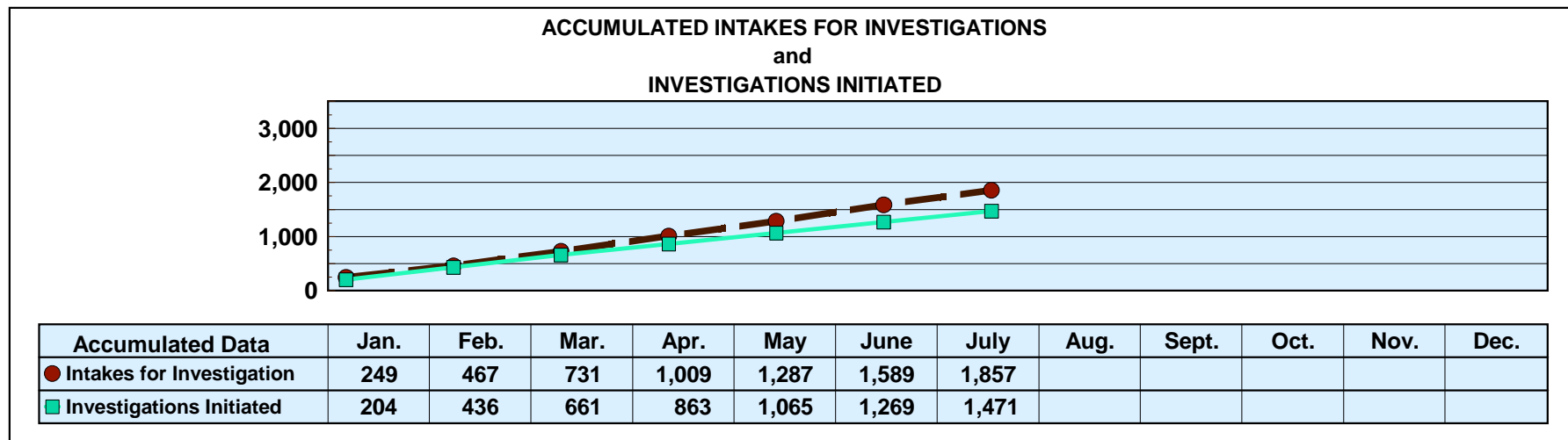
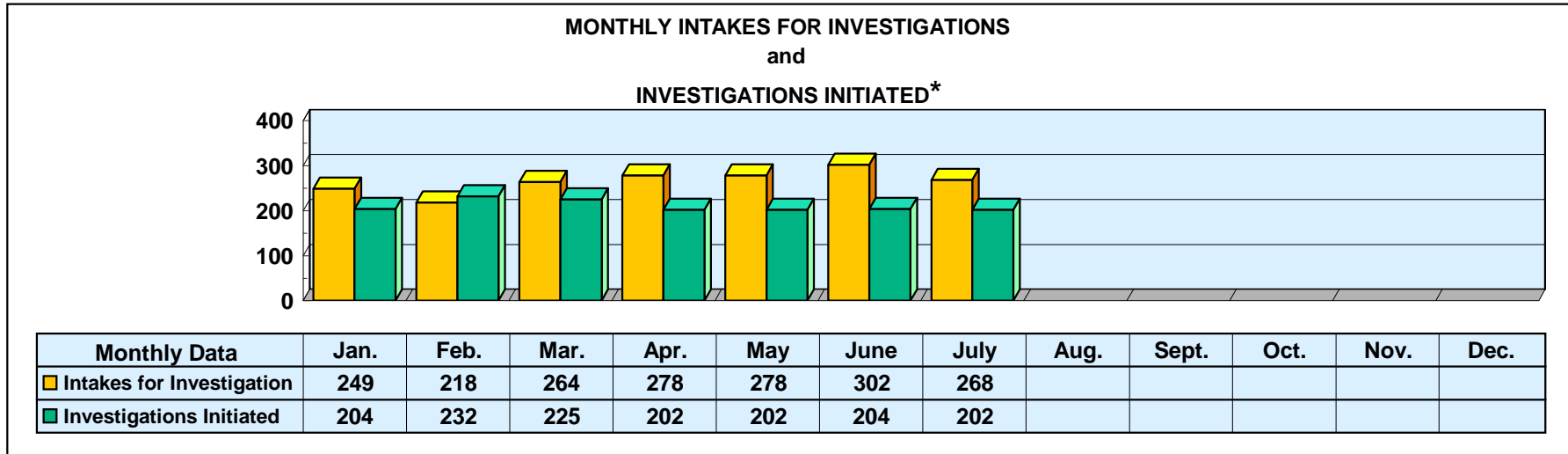
Prepared by Research and Statistics Unit, Division of Budgets and Accounting.

**Mississippi Department of Human Services
Graphic Overview of Program Data**

Date Released: 09/15/16

Month: July 2016

**Division of Aging and Adult Services
ADULT PROTECTIVE SERVICES**



*An approximate manual count.

Prepared by Research and Statistics Unit, Division of Budgets and Accounting.