



MONTHLY STATISTICAL REPORT

John Davis, Executive Director

FIELD OPERATIONS PROGRAMS

Month: June 2017 Date Released: 08/15/2017

TEMPORARY ASSISTANCE FOR NEEDY FAMILIES¹

	MONEY PAYMENT		ONE-MONTH SUSPEND TANF	AVERAGE GRANT	Net Change From: May 2017			
	GRANT	ZERO GRANT ²			GRANT	GRANT	ONE-MONTH SUSPEND TANF	AVERAGE GRANT
Families	5,064	45	0	\$136.97	55	25	0	\$0.27
Recipients	10,019	99	0	\$69.23	167	59	0	(\$0.27)
Adults	2,078	32	0		61	18	0	
Children	7,941	67	0		106	41	0	
TOTAL GRANT AMOUNT				\$693,621	\$8,882			

SUPPLEMENTAL NUTRITION ASSISTANCE PROGRAM (SNAP)

	NUMBER	AVERAGE BENEFIT VALUE	Net Change From: May 2017	
			NUMBER	AVERAGE BENEFIT VALUE
Households	241,261	\$254.11	470	(\$1.09)
Persons	529,894	\$115.69	982	(\$0.49)
BENEFIT VALUE	\$61,305,707		(\$144,177)	
COST PER MEAL	\$1.29		\$0.04	

TANF AND SNAP COLLECTIONS

	AMOUNT	Net Change From: May 2017
TANF/AFDC Overpayment Collections	\$1,074	(\$72)
SNAP Overissuance Collections	\$414,532	(\$123,415)

¹ Total TANF program [TANF-Basic and TANF-Unemployed Parent (UP)]. Totals include UP data: 2 cases, 7 recipients, \$364 grant amount.

² Cases eligible for a money payment, but not legally entitled to a check because of \$10 minimum payment.

Prepared by Cost Allocation Unit, Division of Budgets and Accounting.



MONTHLY STATISTICAL REPORT

FIELD OPERATIONS PROGRAMS

Month: June 2017

Date Released: 08/15/2017

CHILD SUPPORT CASELOAD DATA

	CASES	Net Change From: May 2017
TOTAL	310,014	(856)
TANF/Foster Care	9,599	121
Non-TANF	275,250	(919)
TANF/Foster Care Arrears Only	23,103	(48)
Non-IV-D	2,062	(10)

NONCUSTODIAL PARENTS LOCATED

	NUMBER	Net Change From: May 2017
TOTAL	5,188	154
TANF/Foster Care Arrears Only	371	23
Non-TANF	4,817	131

CASES WITH COLLECTIONS

	NUMBER	Net Change From: May 2017
TOTAL CASES	80,667	(1,168)

TOTAL CHILD SUPPORT COLLECTIONS

	AMOUNT	Net Change From: May 2017
COLLECTED	\$28,693,955	(\$4,619,405)

Prepared by Cost Allocation Unit, Division of Budgets and Accounting.

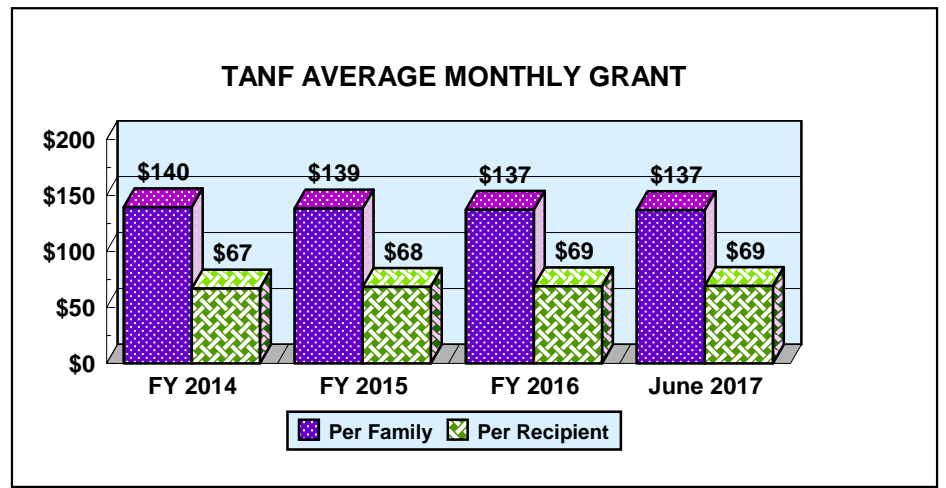
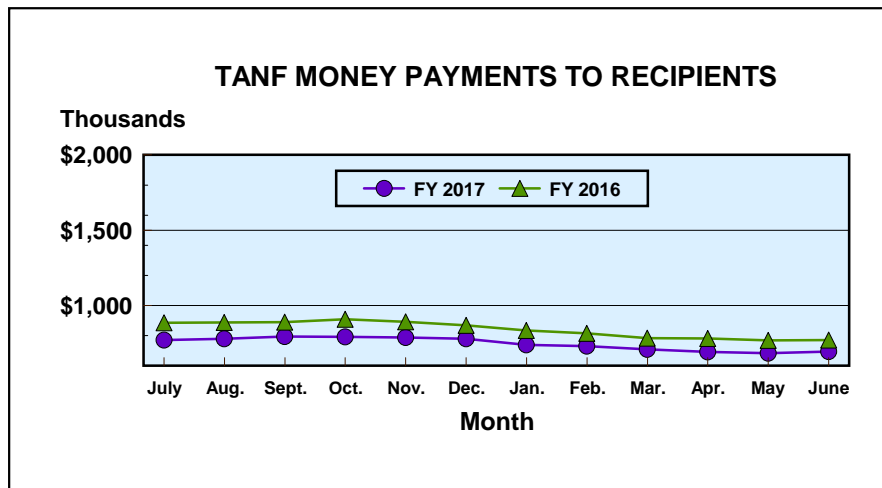
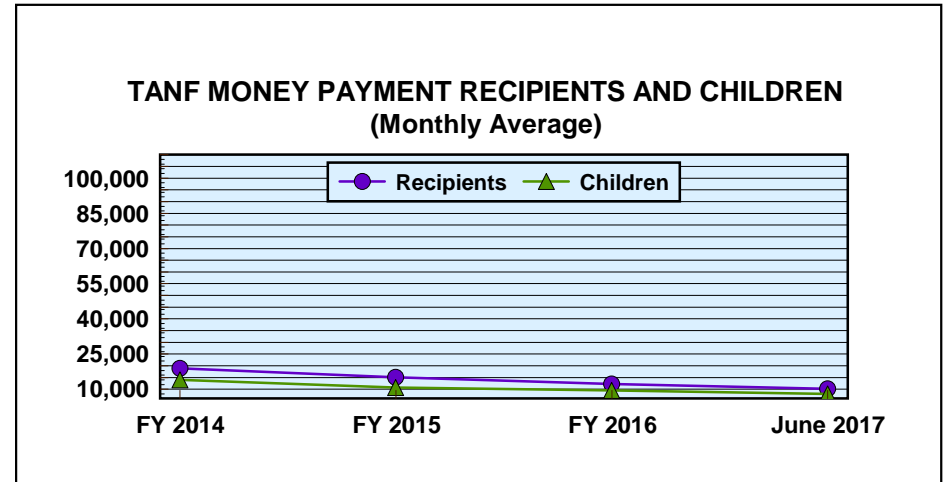
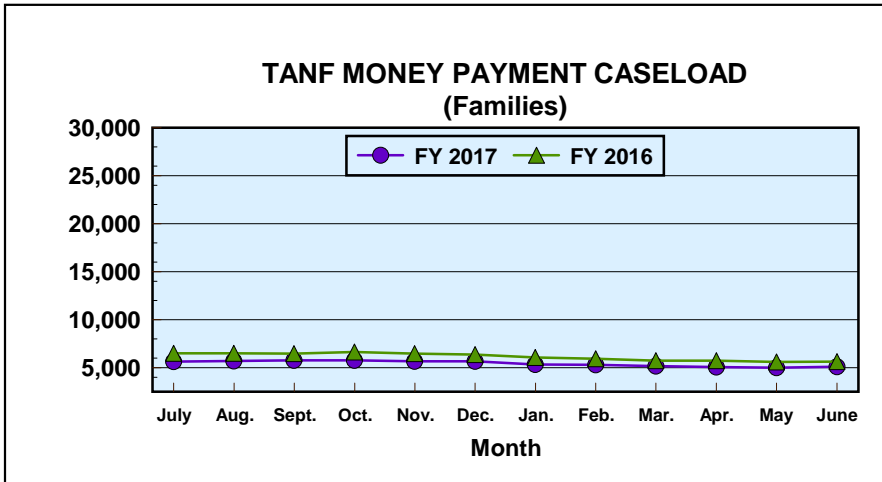
Mississippi Department of Human Services Graphic Overview of Program Data

Month: June 2017

Field Operations Programs

Date Released: 08/15/17

Temporary Assistance for Needy Families

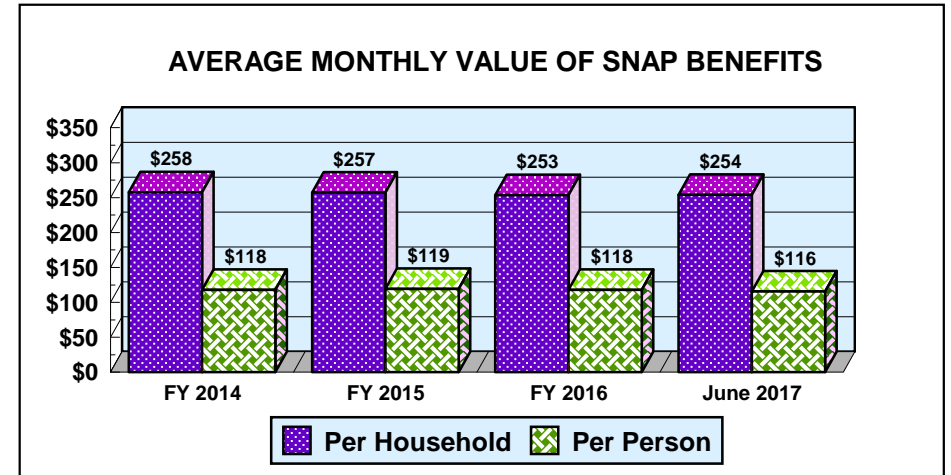
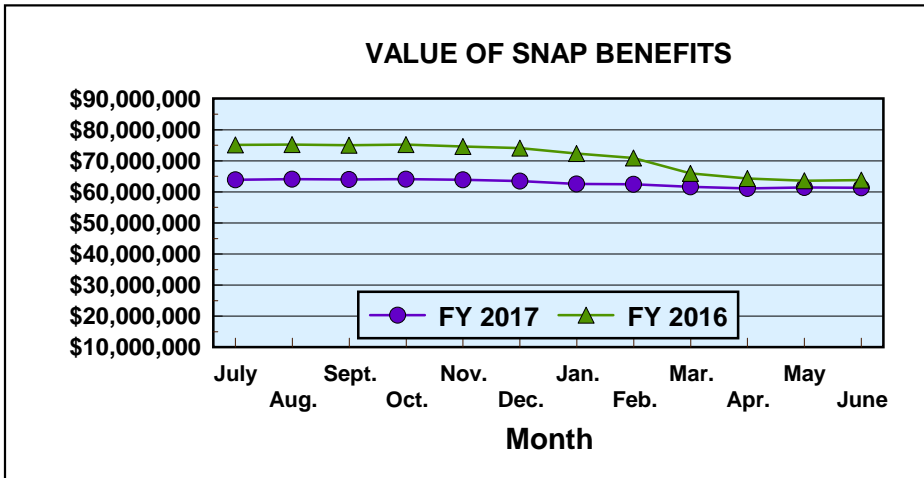
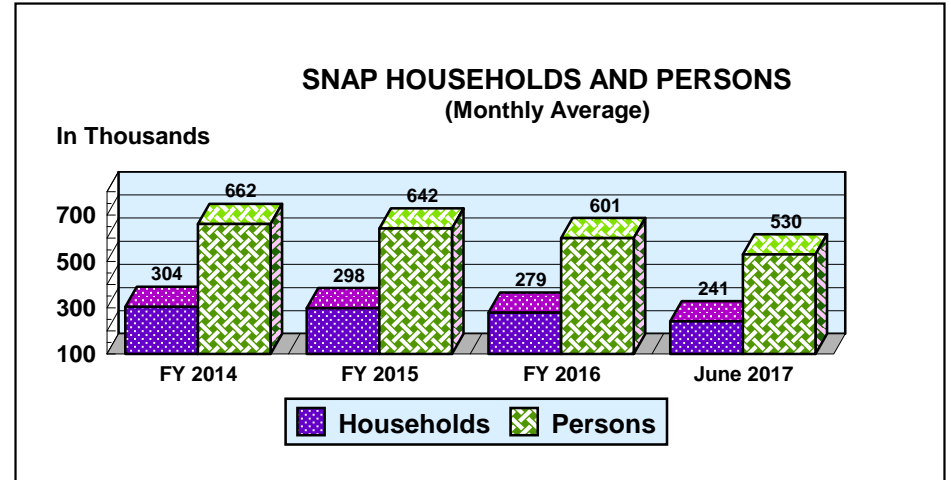
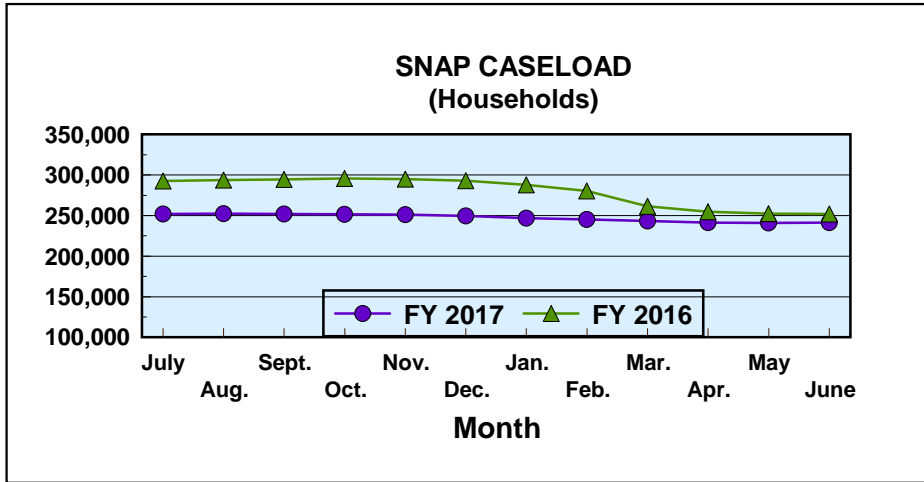


**Mississippi Department of Human Services
Graphic Overview of Program Data**

Date Released: 08/15/17

Month: June 2017

**Field Operations Programs
Supplemental Nutrition Assistance Program (SNAP)**

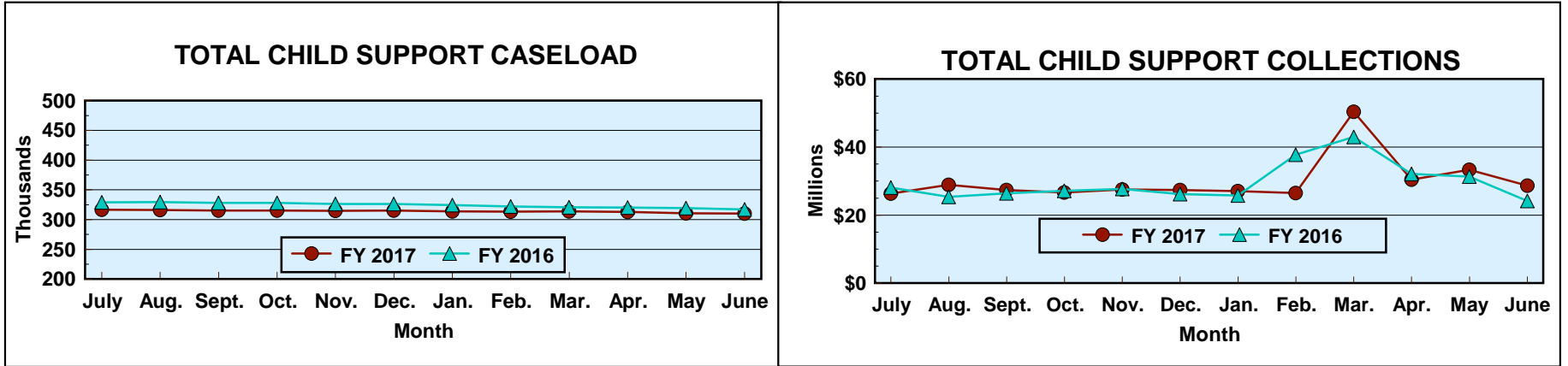


Mississippi Department of Human Services Graphic Overview of Program Data

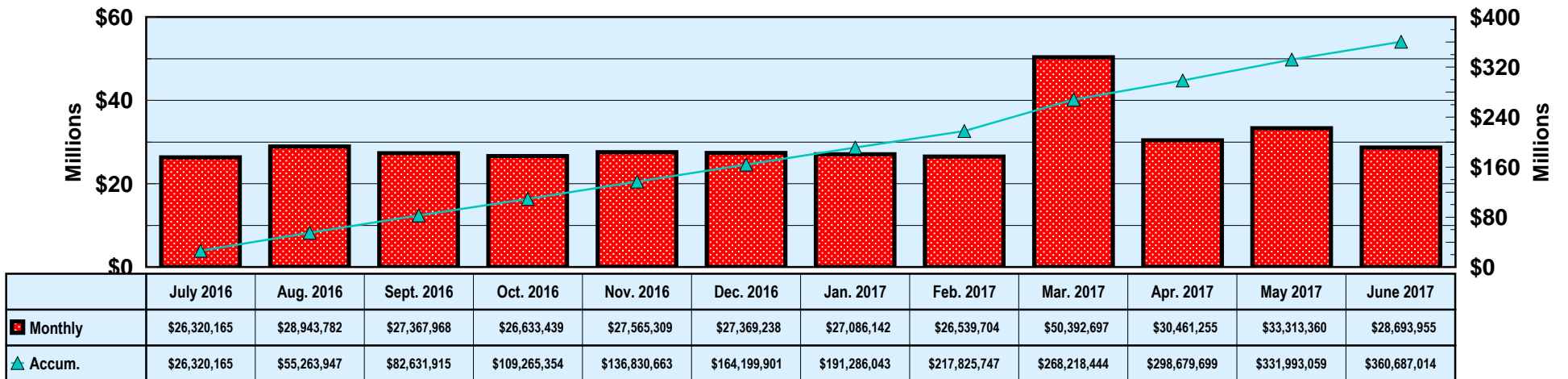
Month: June 2017

Date Released: 08/15/17

Field Operations Programs Child Support Enforcement Program



FY 2017 TOTAL COLLECTIONS (ACCUMULATED MONTHLY)



Prepared by Cost Allocation Unit, Division of Budgets and Accounting.


**Mississippi Department of Human Services
Graphic Overview of Program Data**

Month: June 2017

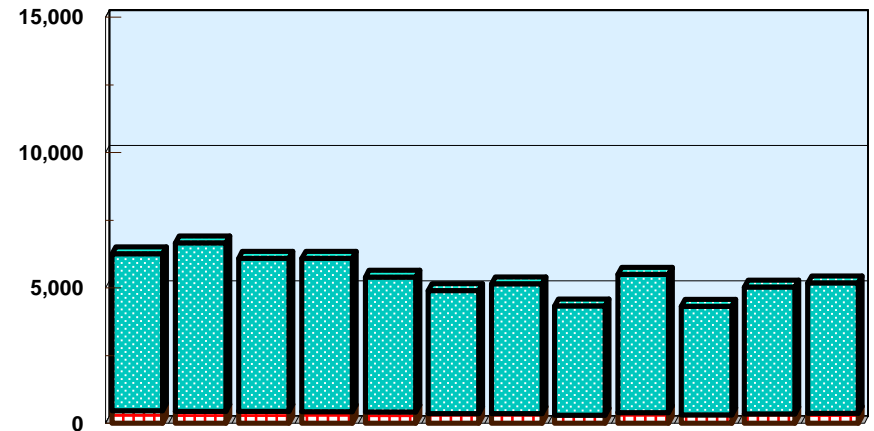
Date Released: 08/15/17

**Field Operations Programs
Child Support Enforcement Program**

**NUMBER OF CHILDREN FOR WHOM
PATERNITY WAS ESTABLISHED**



NONCUSTODIAL PARENTS LOCATED



	07/16	08/16	09/16	10/16	11/16	12/16	01/17	02/17	03/17	04/17	05/17	06/17
TANF	55	90	70	75	48	75	67	61	86	44	63	65
Non-TANF	798	1,449	1,293	1,246	1,044	980	988	995	1,044	900	976	994

	07/16	08/16	09/16	10/16	11/16	12/16	01/17	02/17	03/17	04/17	05/17	06/17
TANF	465	445	444	437	423	357	360	306	399	309	348	371
Non-TANF	5,789	6,211	5,654	5,662	4,975	4,541	4,784	4,026	5,105	4,010	4,686	4,817

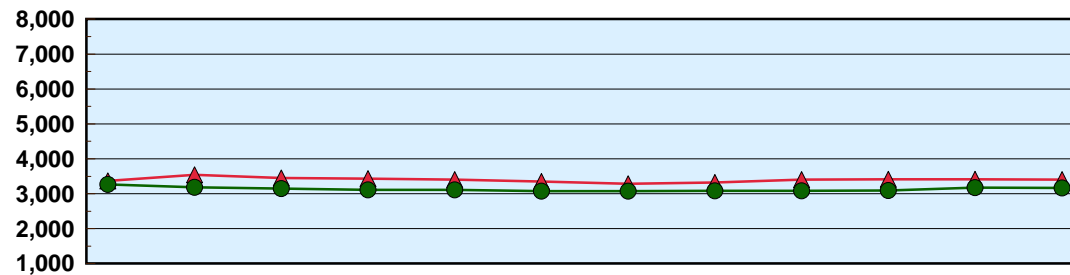
**Mississippi Department of Human Services
Graphic Overview of Program Data**

Month: June 2017

Date Released: 08/15/17

Division of Youth Services

COMMUNITY SERVICES CASELOAD



	July	Aug.	Sept.	Oct.	Nov.	Dec.	Jan.	Feb.	Mar.	Apr.	May	June
▲ FY 2016	3,373	3,545	3,450	3,433	3,407	3,346	3,288	3,326	3,407	3,416	3,415	3,408
● FY 2017	3,264	3,189	3,149	3,111	3,115	3,072	3,076	3,087	3,081	3,098	3,172	3,171

TRAINING SCHOOL ADMISSIONS



	July	Aug.	Sept.	Oct.	Nov.	Dec.	Jan.	Feb.	Mar.	Apr.	May	June
■ FY 2016	26	23	18	15	7	16	8	10	24	11	19	14
■ FY 2017	9	7	13	10	12	16	8	21	16	22	10	19

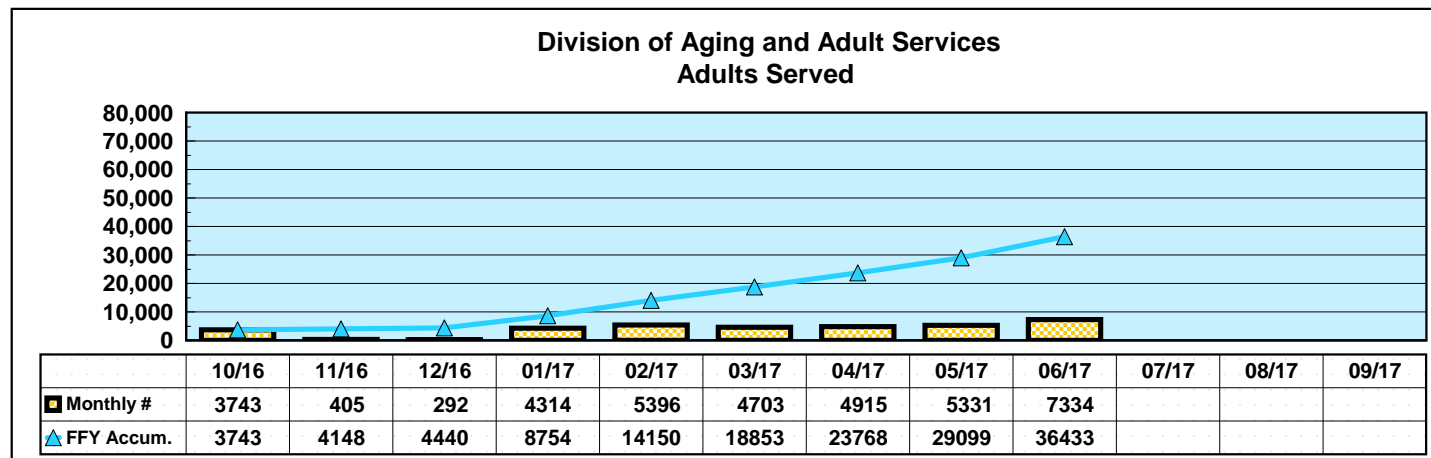
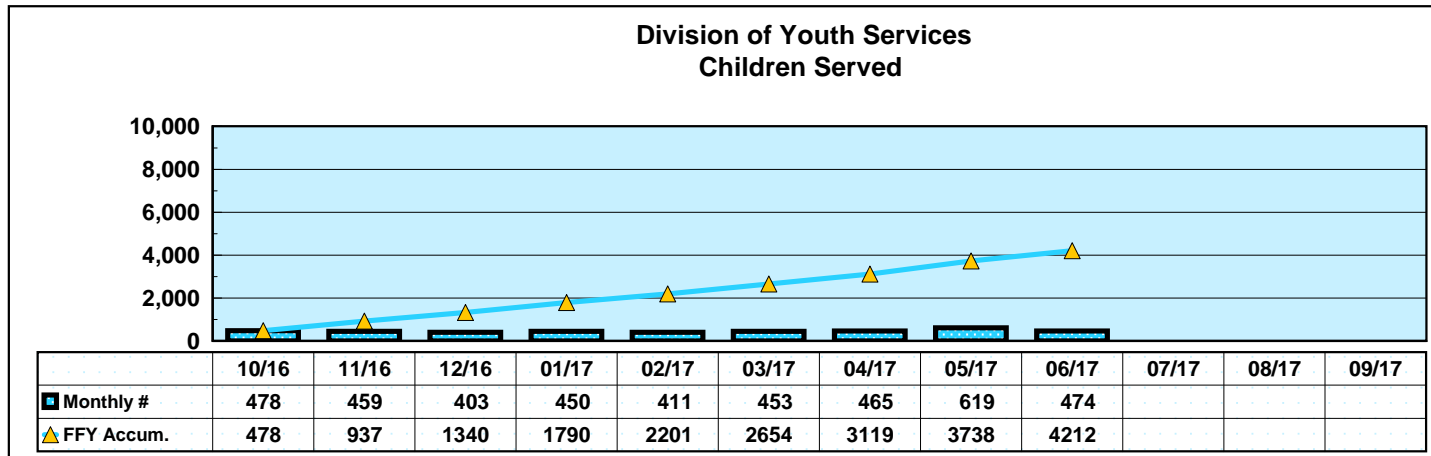
**Mississippi Department of Human Services
Graphic Overview of Program Data**

Month: June 2017

Social Services Block Grant

Date Released: 08/15/17

**NEW CLIENTS SERVED
FEDERAL FISCAL YEAR 2017***



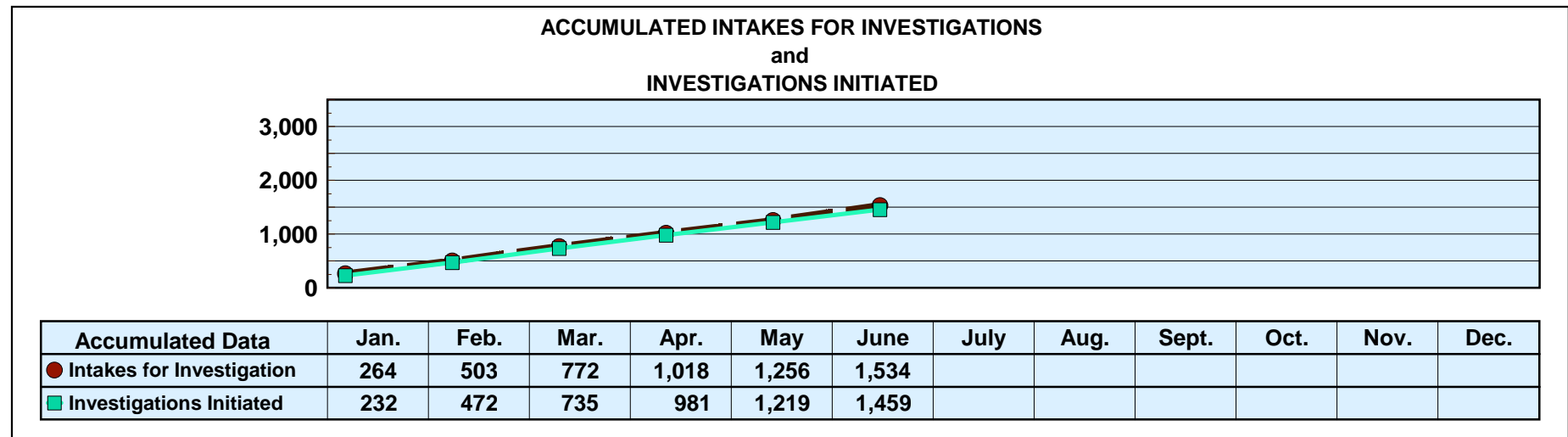
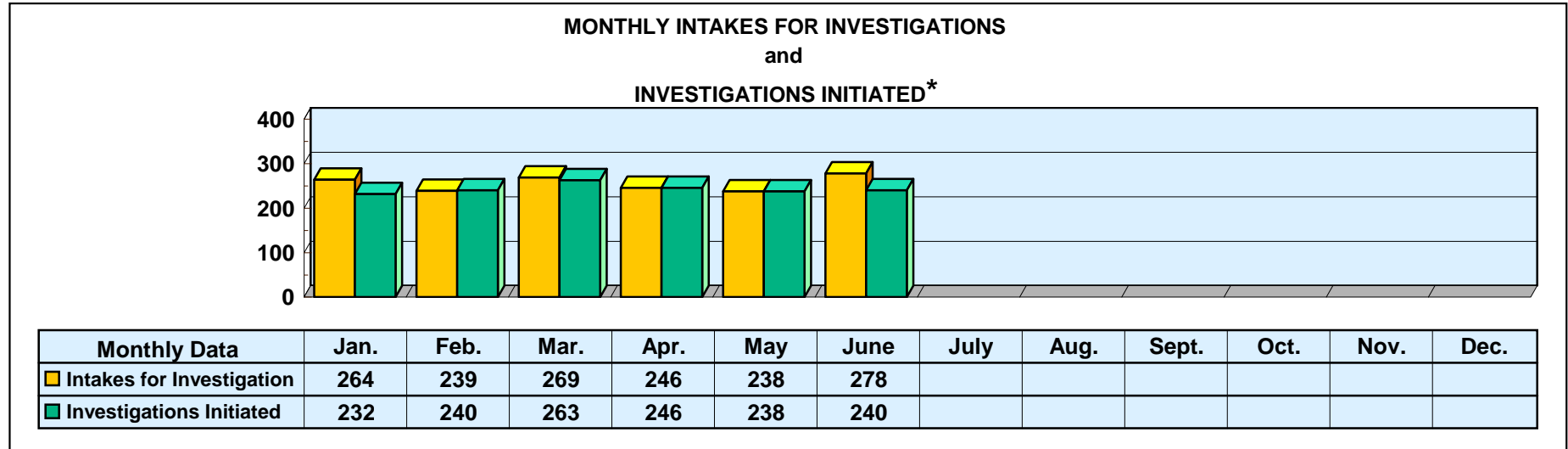
*Reflects unduplicated count of clients served monthly.

Mississippi Department of Human Services Graphic Overview of Program Data

Date Released: 08/15/17

Month: June 2017

Division of Aging and Adult Services ADULT PROTECTIVE SERVICES



*An approximate manual count.

Prepared by Cost Allocation Unit, Division of Budgets and Accounting.