



# MONTHLY STATISTICAL REPORT

John Davis, Executive Director

## FIELD OPERATIONS PROGRAMS

Month: May 2017 Date Released: 07/17/2017

### TEMPORARY ASSISTANCE FOR NEEDY FAMILIES<sup>1</sup>

	MONEY PAYMENT		ONE-MONTH SUSPEND TANF	AVERAGE GRANT	Net Change From: April 2017			
	GRANT	ZERO GRANT <sup>2</sup>			GRANT	GRANT	ONE-MONTH SUSPEND TANF	AVERAGE GRANT
Families	5,009	20	0	\$136.70	(44)	(4)	(6)	(\$0.37)
Recipients	9,852	40	0	\$69.50	(91)	(19)	(11)	(\$0.16)
Adults	2,017	14	0		(24)	(6)	(5)	
Children	7,835	26	0		(67)	(13)	(6)	
<b>TOTAL GRANT AMOUNT</b>				<b>\$684,739</b>				<b>(\$7,853)</b>

### SUPPLEMENTAL NUTRITION ASSISTANCE PROGRAM (SNAP)

	NUMBER	AVERAGE BENEFIT VALUE	Net Change From: April 2017	
			NUMBER	AVERAGE BENEFIT VALUE
Households	240,791	\$255.20	(763)	\$2.28
Persons	528,912	\$116.18	(1,436)	\$0.99
<b>BENEFIT VALUE</b>		<b>\$61,449,884</b>		<b>\$356,485</b>
<b>COST PER MEAL</b>		<b>\$1.25</b>		<b>(\$0.03)</b>

### TANF AND SNAP COLLECTIONS

	AMOUNT	Net Change From: April 2017
TANF/AFDC Overpayment Collections	\$1,146	(\$303)
SNAP Overissuance Collections	\$537,947	(\$149,350)

<sup>1</sup> Total TANF program [TANF-Basic and TANF-Unemployed Parent (UP)]. Totals include UP data: 2 cases, 7 recipients, \$364 grant amount.

<sup>2</sup> Cases eligible for a money payment, but not legally entitled to a check because of \$10 minimum payment.



# MONTHLY STATISTICAL REPORT

## FIELD OPERATIONS PROGRAMS

Month: May 2017

Date Released: 07/17/2017

CHILD SUPPORT CASELOAD DATA		
	CASES	Net Change From: April 2017
<b>TOTAL</b>	310,870	(2,288)
TANF/Foster Care	9,478	(272)
Non-TANF	276,169	(1,989)
TANF/Foster Care Arrears Only	23,151	(21)
Non-IV-D	2,072	(6)

NONCUSTODIAL PARENTS LOCATED		
	NUMBER	Net Change From: April 2017
<b>TOTAL</b>	5,034	715
TANF/Foster Care Arrears Only	348	39
Non-TANF	4,686	676

CASES WITH COLLECTIONS		
	NUMBER	Net Change From: April 2017
<b>TOTAL CASES</b>	81,835	1,529

TOTAL CHILD SUPPORT COLLECTIONS		
	AMOUNT	Net Change From: April 2017
<b>COLLECTED</b>	\$33,313,360	\$2,852,105

Prepared by Cost Allocation Unit, Division of Budgets and Accounting.

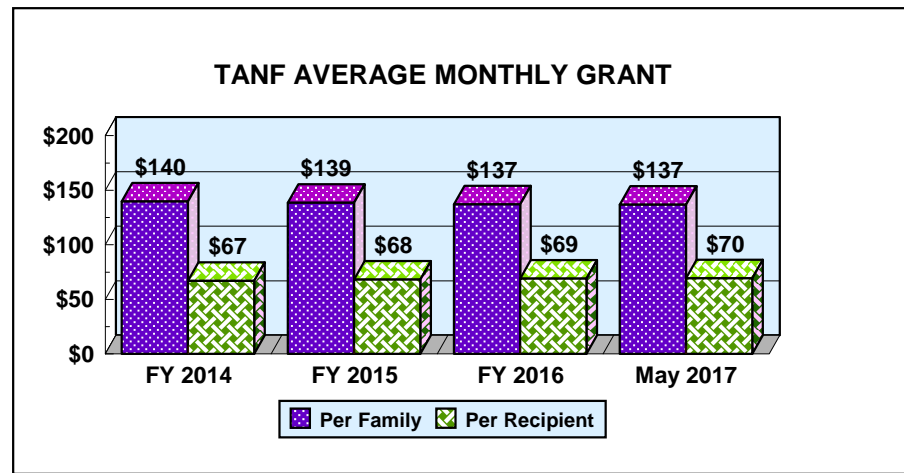
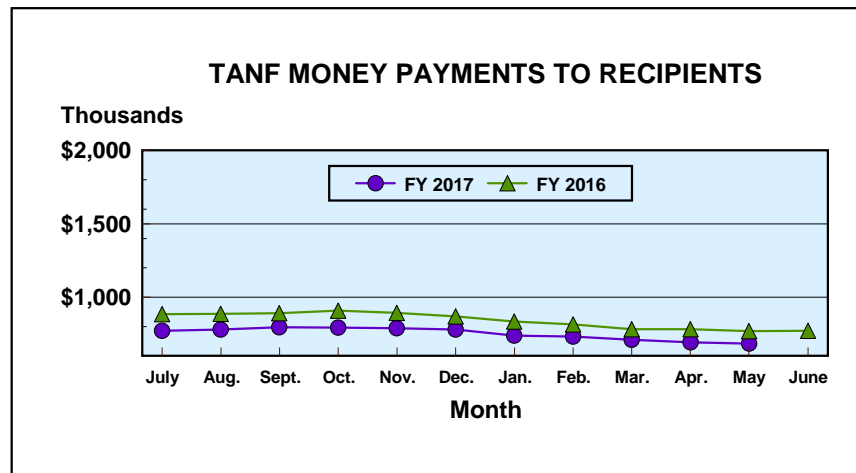
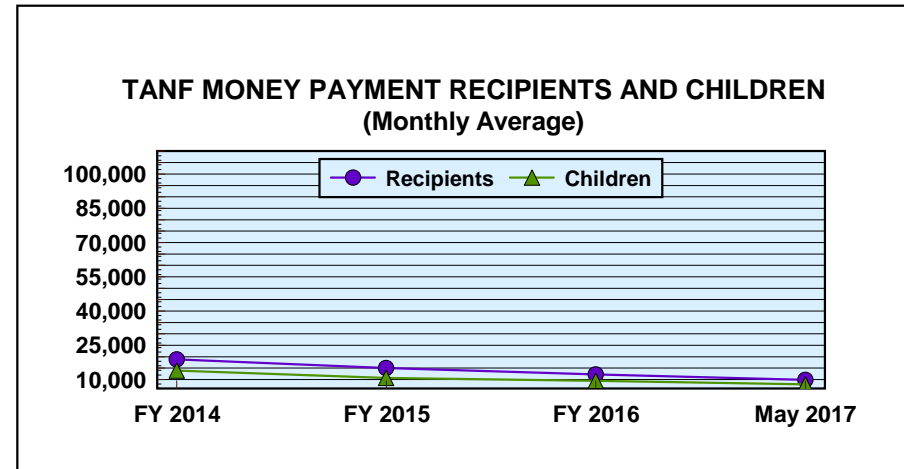
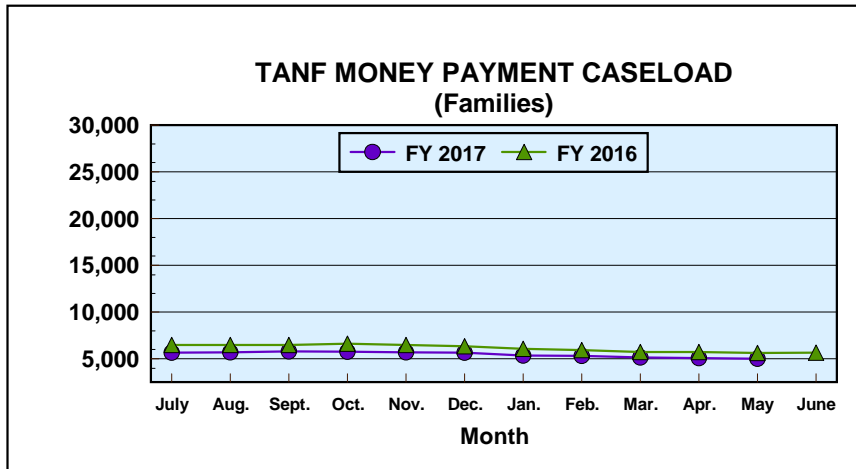
# Mississippi Department of Human Services Graphic Overview of Program Data

Month: May 2017

## Field Operations Programs

Date Released: 07/17/17

### Temporary Assistance for Needy Families

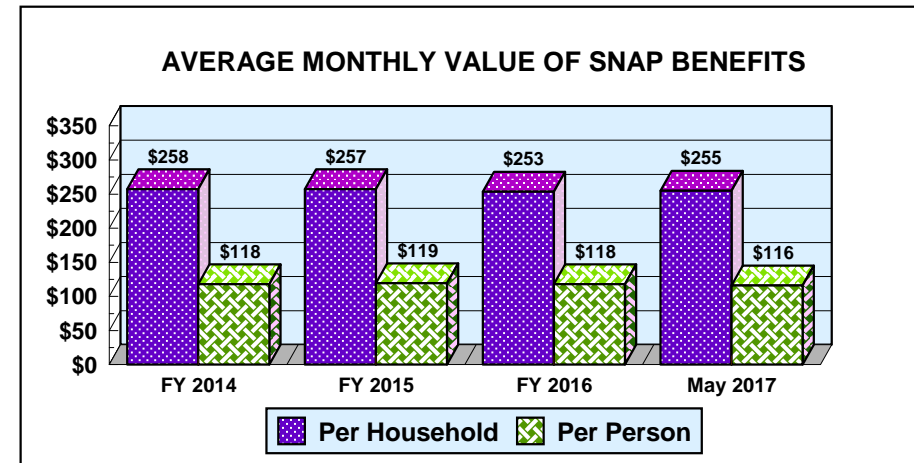
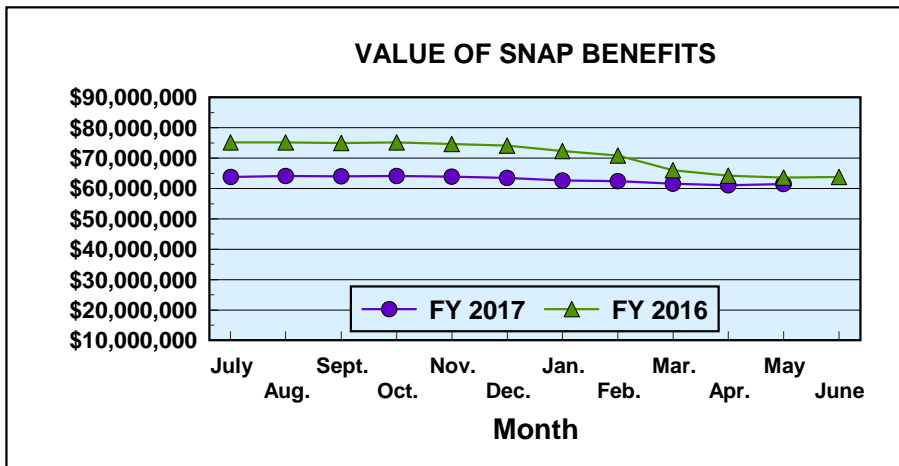
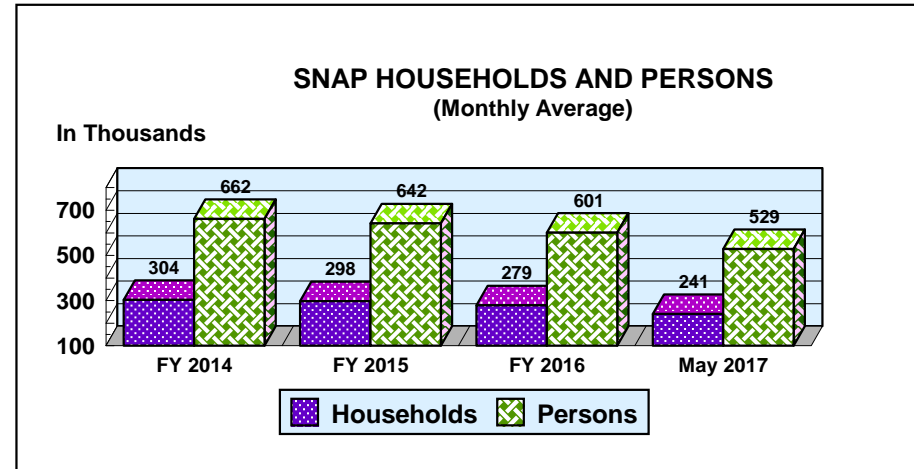
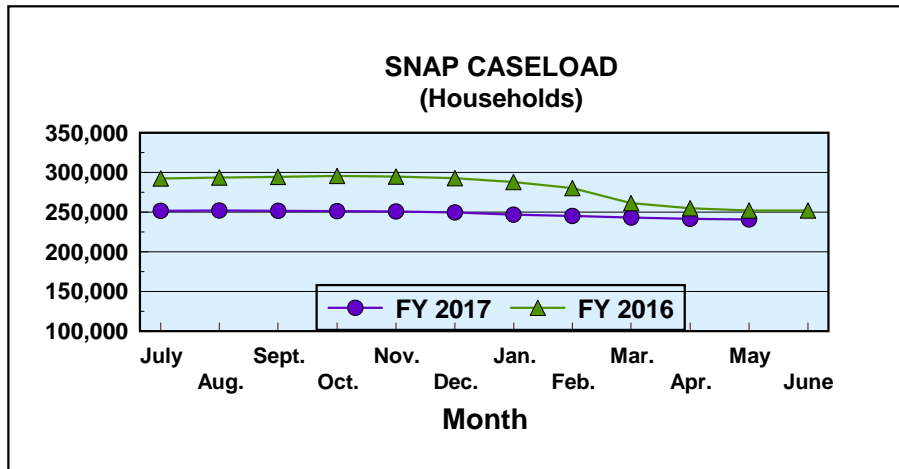


# Mississippi Department of Human Services Graphic Overview of Program Data

Date Released: 07/17/17

Month: May 2017

## Field Operations Programs Supplemental Nutrition Assistance Program (SNAP)

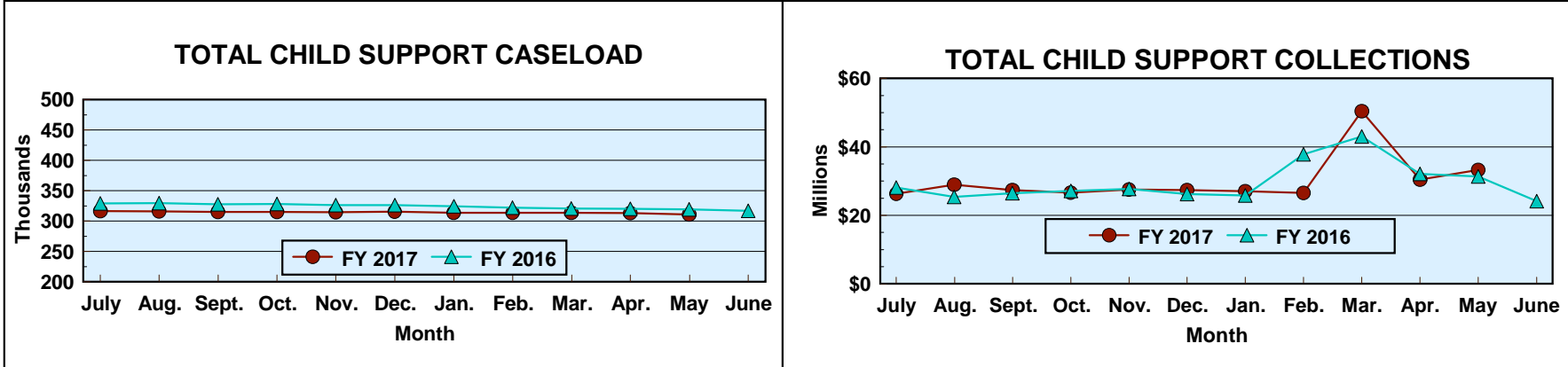


# Mississippi Department of Human Services Graphic Overview of Program Data

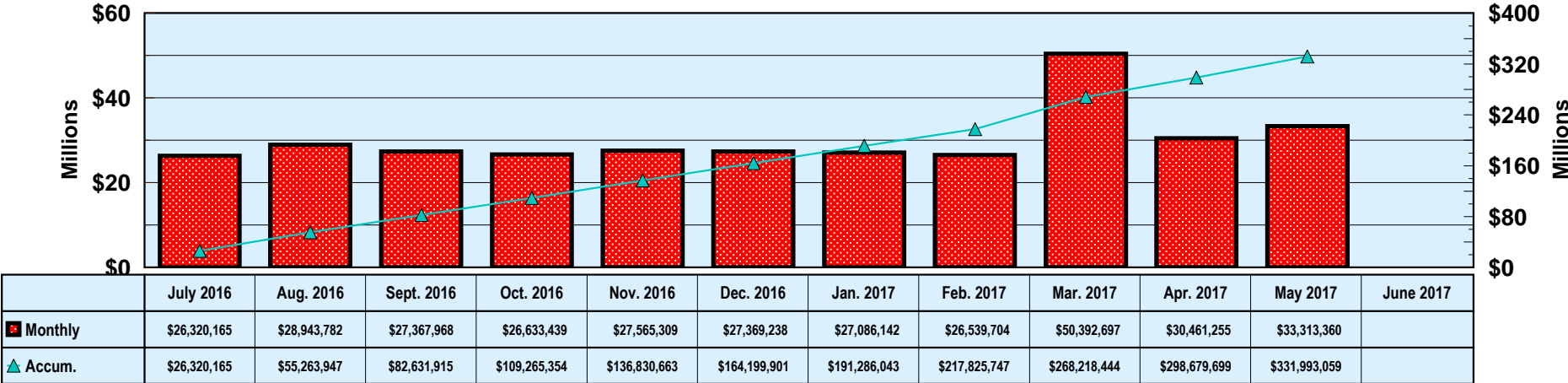
Month: May 2017

Date Released: 07/17/17

## Field Operations Programs Child Support Enforcement Program



### FY 2017 TOTAL COLLECTIONS (ACCUMULATED MONTHLY)



Prepared by Cost Allocation Unit, Division of Budgets and Accounting.


**Mississippi Department of Human Services  
Graphic Overview of Program Data**

Month: May 2017

Date Released: 07/17/17

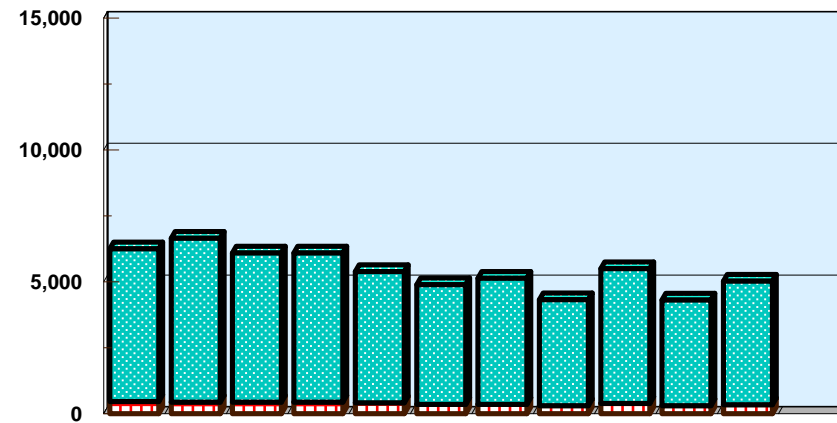
**Field Operations Programs  
Child Support Enforcement Program**

**NUMBER OF CHILDREN FOR WHOM  
PATERNITY WAS ESTABLISHED**



	07/16	08/16	09/16	10/16	11/16	12/16	01/17	02/17	03/17	04/17	05/17	06/17
<b>TANF</b>	55	90	70	75	48	75	67	61	86	44	63	
<b>Non-TANF</b>	798	1,449	1,293	1,246	1,044	980	988	995	1,044	900	976	

**NONCUSTODIAL PARENTS LOCATED**



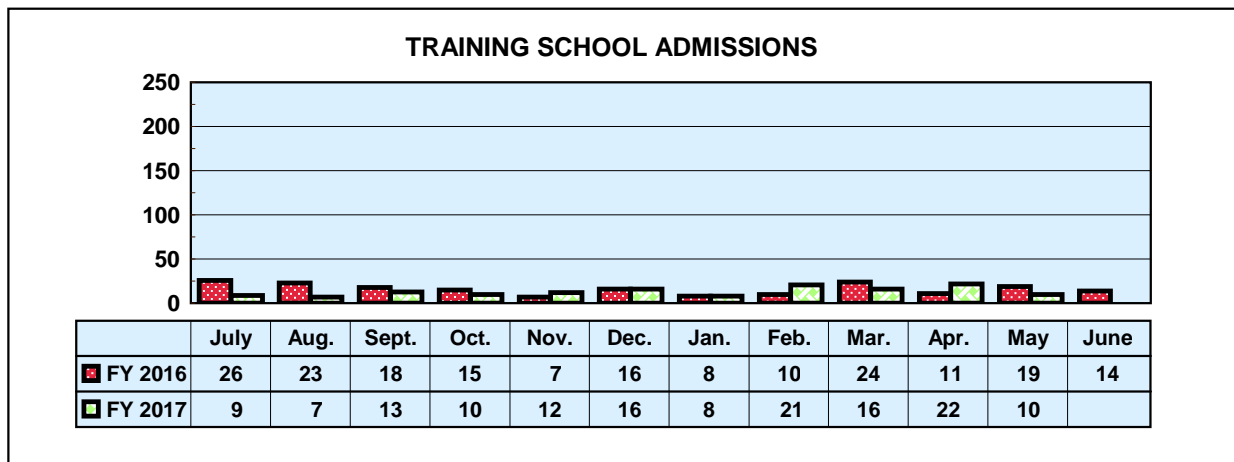
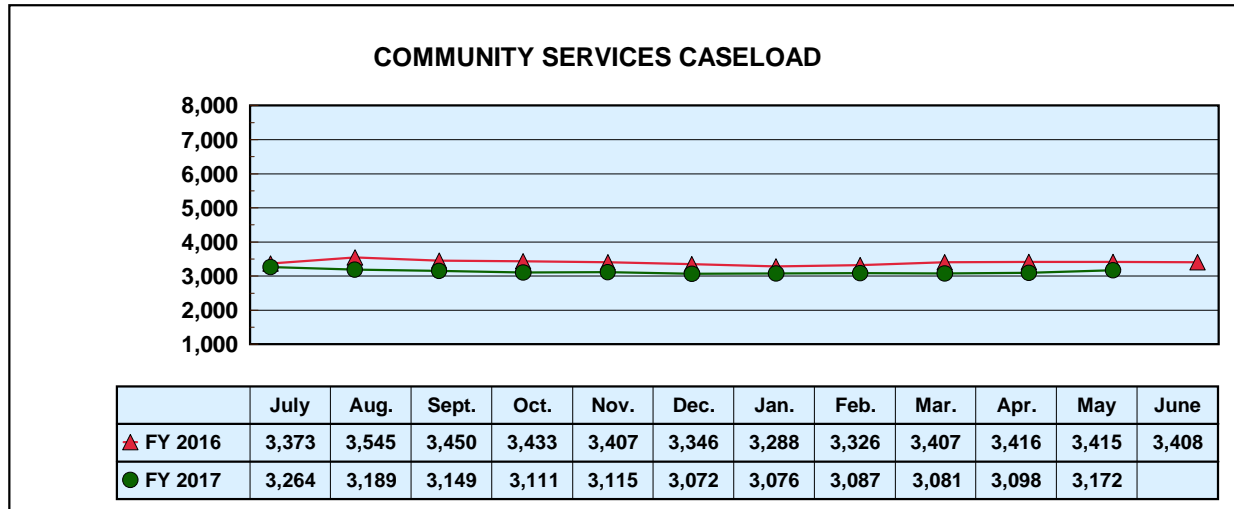
	07/16	08/16	09/16	10/16	11/16	12/16	01/17	02/17	03/17	04/17	05/17	06/17
<b>TANF</b>	465	445	444	437	423	357	360	306	399	309	348	
<b>Non-TANF</b>	5,789	6,211	5,654	5,662	4,975	4,541	4,784	4,026	5,105	4,010	4,686	

**Mississippi Department of Human Services  
Graphic Overview of Program Data**

Month: May 2017

Date Released: 07/17/17

**Division of Youth Services**



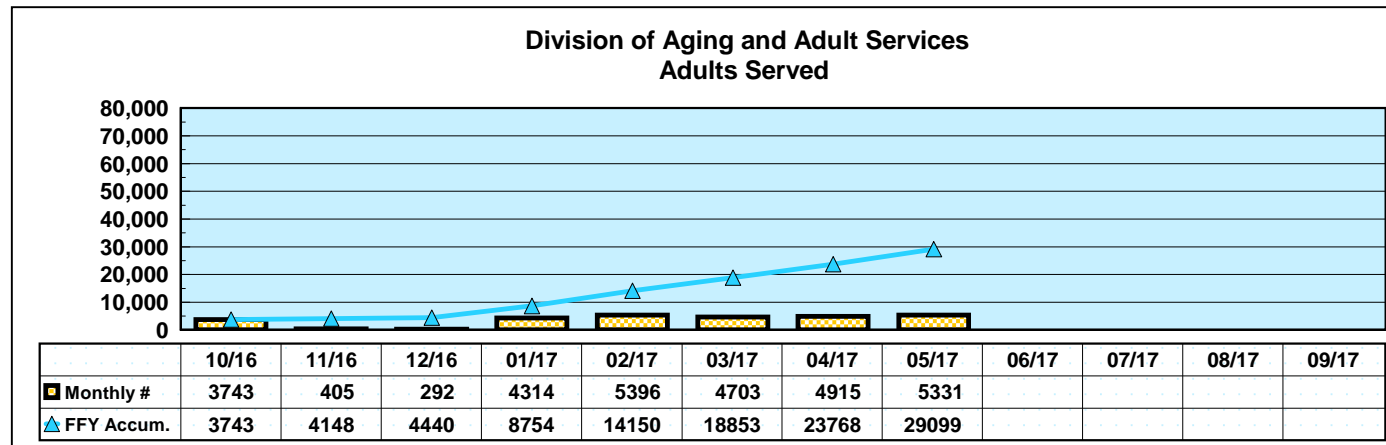
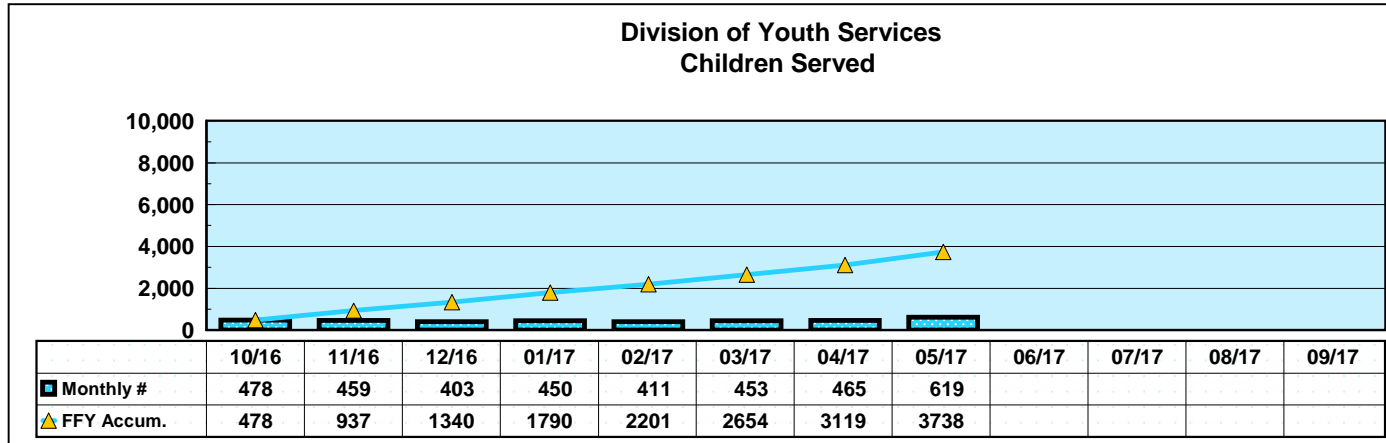
# Mississippi Department of Human Services Graphic Overview of Program Data

Month: May 2017

## Social Services Block Grant

Date Released: 07/17/17

### NEW CLIENTS SERVED FEDERAL FISCAL YEAR 2017\*



\*Reflects unduplicated count of clients served monthly.

Prepared by Cost Allocation Unit, Division of Budgets and Accounting.

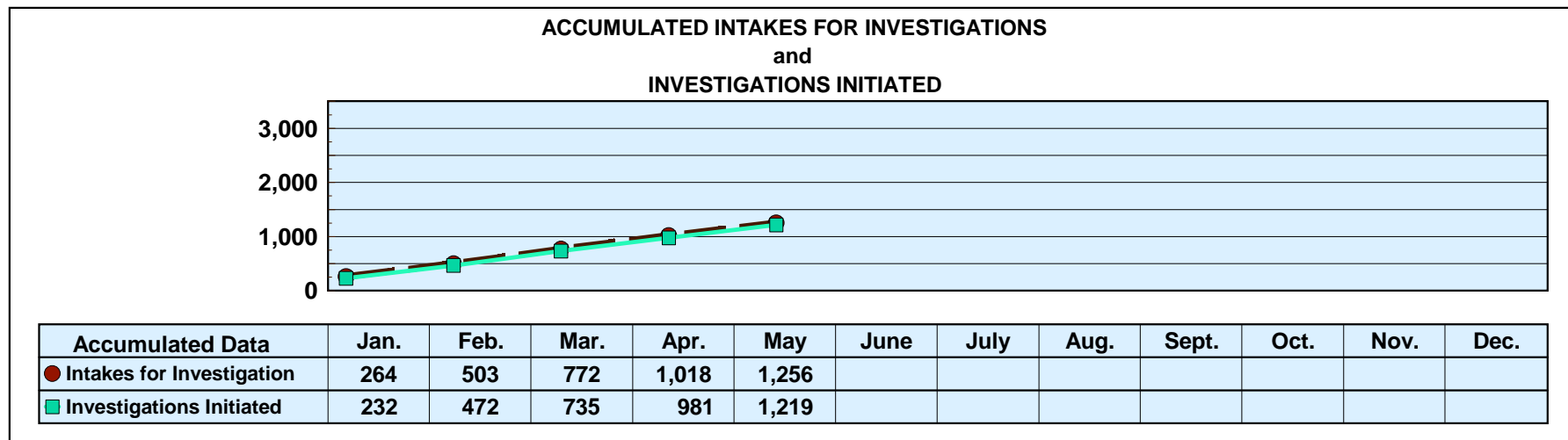
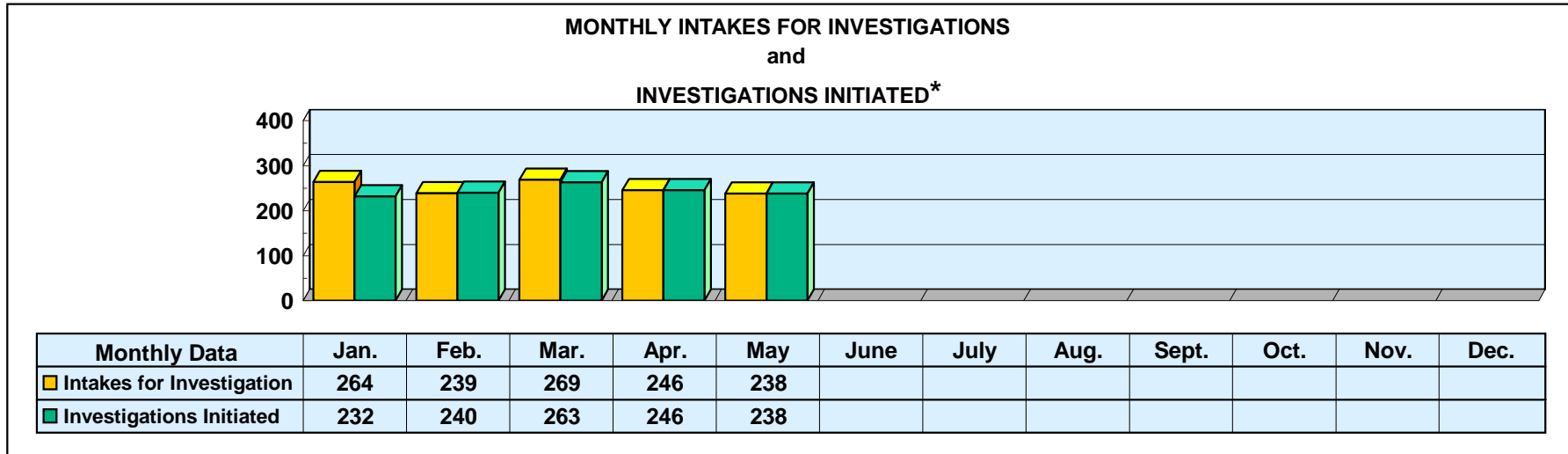


**Mississippi Department of Human Services  
Graphic Overview of Program Data**

Date Released: 07/17/17

Month: May 2017

**Division of Aging and Adult Services  
ADULT PROTECTIVE SERVICES**



\*An approximate manual count.

Prepared by Cost Allocation Unit, Division of Budgets and Accounting.