



MONTHLY STATISTICAL REPORT

John Davis, Executive Director

FIELD OPERATIONS PROGRAMS

Month: September 2016 Date Released: 11/15/2016

TEMPORARY ASSISTANCE FOR NEEDY FAMILIES ¹								
	MONEY PAYMENT		ONE-MONTH SUSPEND TANF	AVERAGE GRANT	Net Change From: August 2016			
	GRANT	ZERO GRANT ²			GRANT	ZERO GRANT	ONE-MONTH SUSPEND TANF	AVERAGE GRANT
Families	5,763	35	6	\$137.87	79	14	(6)	\$0.81
Recipients	11,596	66	16	\$68.52	264	21	(13)	(\$0.22)
Adults	2,572	22	4		75	9	0	
Children	9,024	44	12		189	12	(13)	
TOTAL GRANT AMOUNT				\$794,591	\$15,533			

SUPPLEMENTAL NUTRITION ASSISTANCE PROGRAM (SNAP)				
	NUMBER	AVERAGE BENEFIT VALUE	Net Change From: August 2016	
			NUMBER	AVERAGE BENEFIT VALUE
Households	251,999	\$254.11	(367)	\$0.17
Persons	555,346	\$115.30	(213)	(\$0.05)
BENEFIT VALUE	\$64,035,622		(\$51,286)	
COST PER MEAL	\$1.28		\$0.04	

TANF AND SNAP COLLECTIONS		
	AMOUNT	Net Change From: August 2016
TANF/AFDC Overpayment Collections	\$1,878	\$375
SNAP Overissuance Collections	\$299,430	(\$646)

¹ Total TANF program [TANF-Basic and TANF-Unemployed Parent (UP)]. Totals include UP data: 3 cases, 11 recipients, \$558 grant amount.

² Cases eligible for a money payment, but not legally entitled to a check because of \$10 minimum payment.

Prepared by Research and Statistics Unit, Division of Budgets and Accounting.



MONTHLY STATISTICAL REPORT

FIELD OPERATIONS PROGRAMS

Month: September 2016

Date Released: 11/15/2016

CHILD SUPPORT CASELOAD DATA		
	CASES	Net Change From: August 2016
TOTAL	315,129	(1,000)
TANF/Foster Care	9,875	2
Non-TANF	279,614	(996)
TANF/Foster Care Arrears Only	23,512	(6)
Non-IV-D	2,128	0

NONCUSTODIAL PARENTS LOCATED		
	NUMBER	Net Change From: August 2016
TOTAL	6,098	(558)
TANF/Foster Care Arrears Only	444	(1)
Non-TANF	5,654	(557)

CASES WITH COLLECTIONS		
	NUMBER	Net Change From: August 2016
TOTAL CASES	81,427	(1,049)

TOTAL CHILD SUPPORT COLLECTIONS		
	AMOUNT	Net Change From: August 2016
COLLECTED	\$27,367,968	(\$1,575,814)

Prepared by Research and Statistics Unit, Division of Budgets and Accounting.

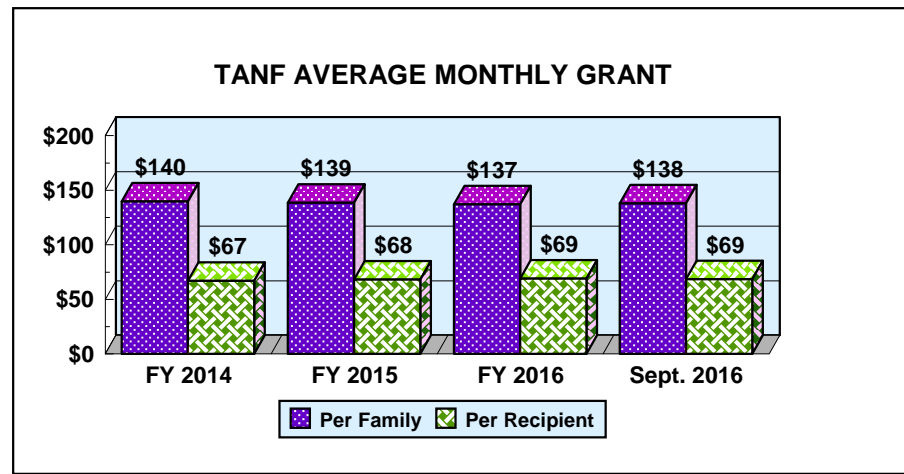
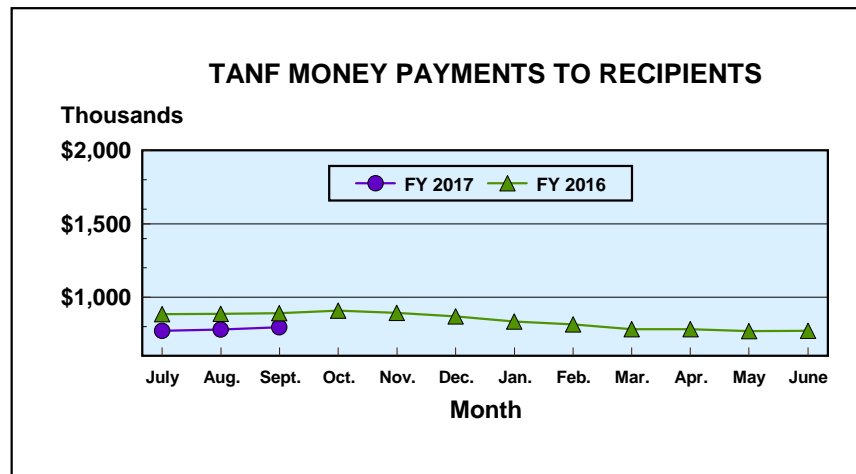
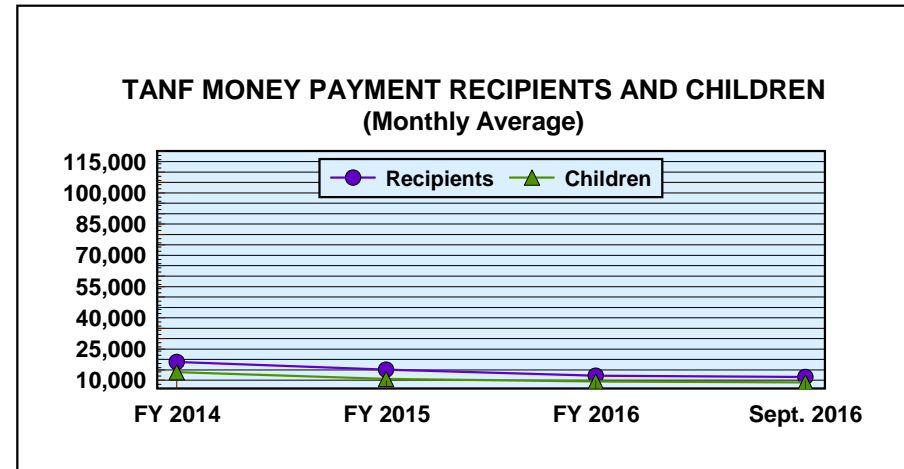
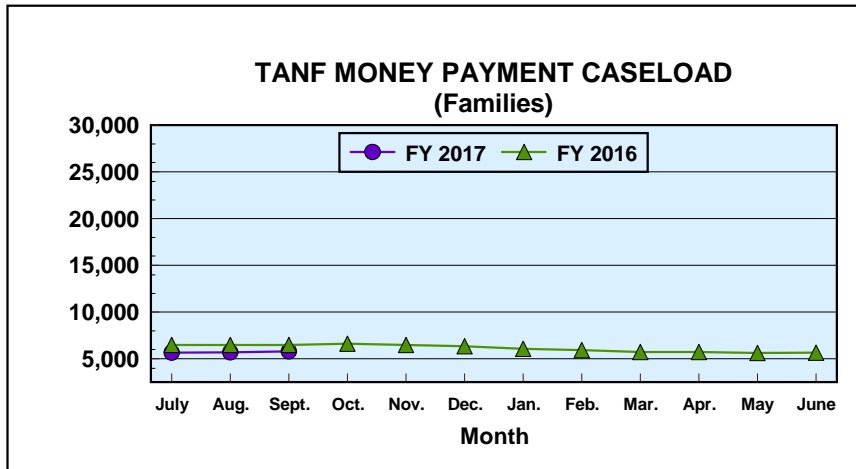
Mississippi Department of Human Services Graphic Overview of Program Data

Month: September 2016

Field Operations Programs

Date Released: 11/15/16

Temporary Assistance for Needy Families

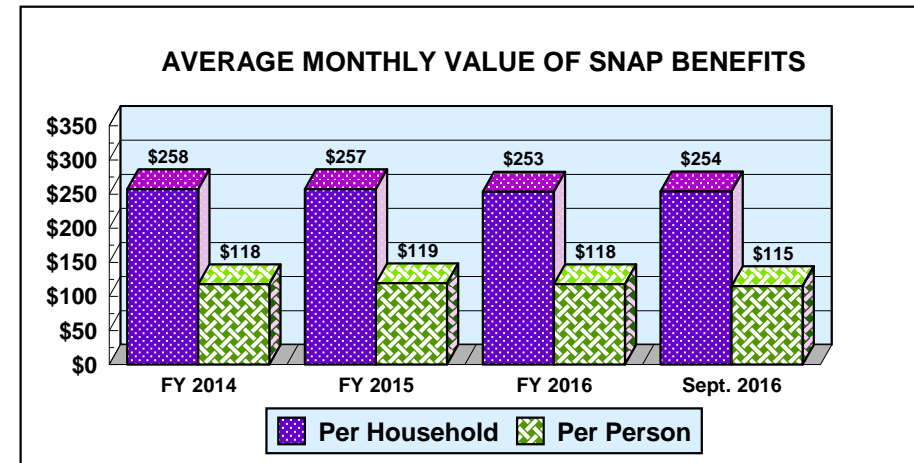
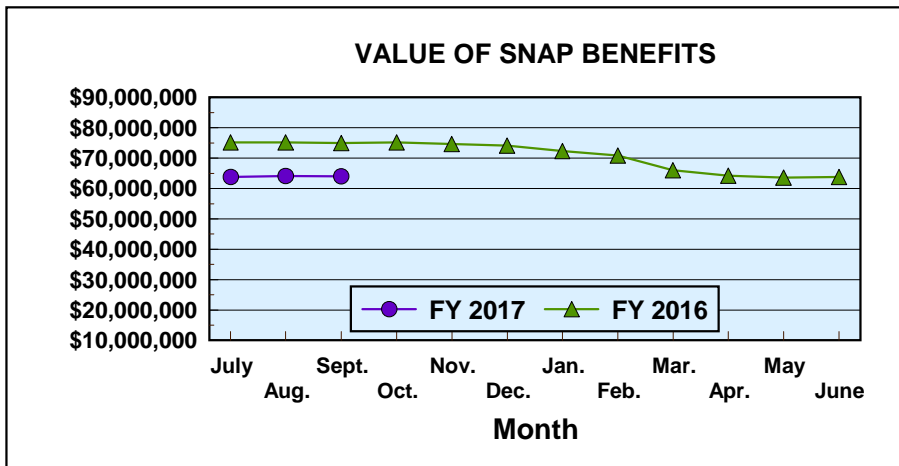
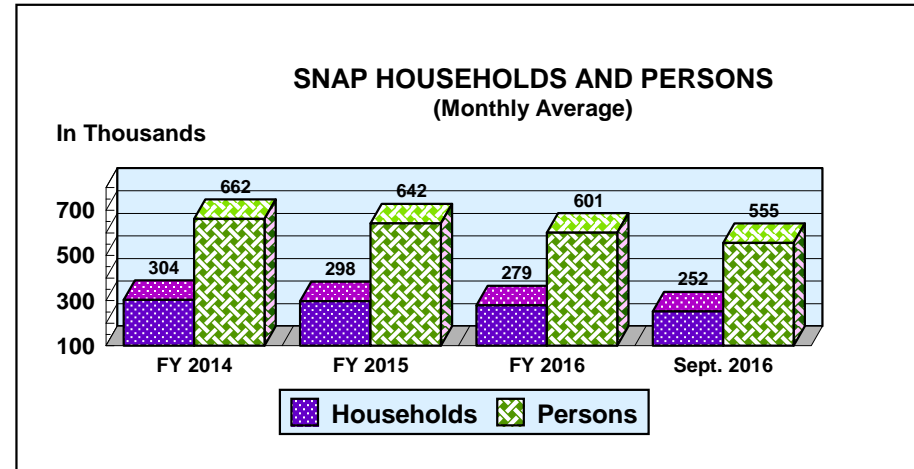
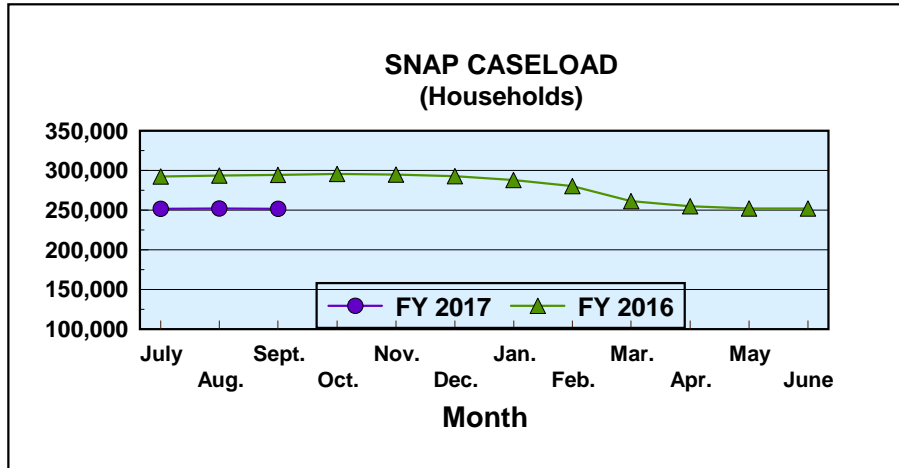


Mississippi Department of Human Services Graphic Overview of Program Data

Date Released: 11/15/16

Month: September 2016

Field Operations Programs Supplemental Nutrition Assistance Program (SNAP)

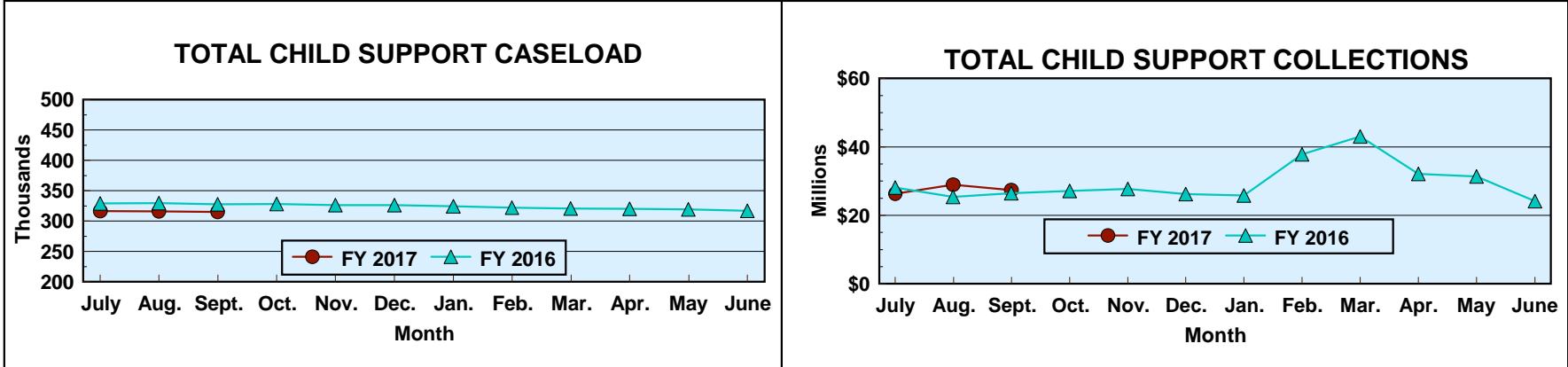


**Mississippi Department of Human Services
Graphic Overview of Program Data**

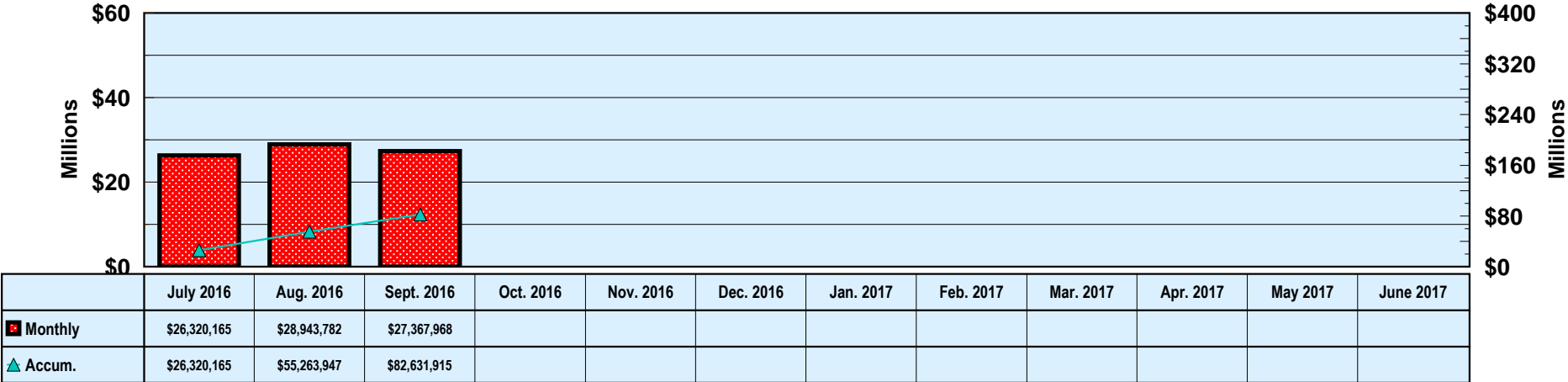
Month: September 2016

Date Released: 11/15/16

**Field Operations Programs
Child Support Enforcement Program**



**FY 2017 TOTAL COLLECTIONS
(ACCUMULATED MONTHLY)**



Prepared by Research and Statistics Unit, Division of Budgets and Accounting.


**Mississippi Department of Human Services
Graphic Overview of Program Data**

Month: September 2016

Date Released: 11/15/16

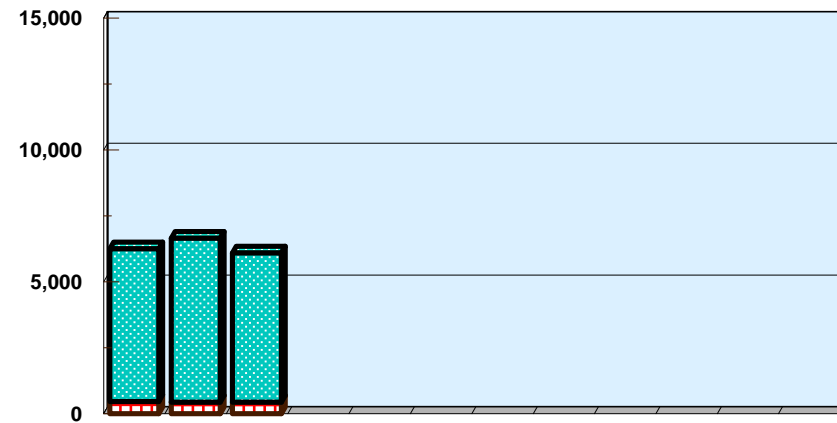
**Field Operations Programs
Child Support Enforcement Program**

**NUMBER OF CHILDREN FOR WHOM
PATERNITY WAS ESTABLISHED**



	07/16	08/16	09/16	10/16	11/16	12/16	01/17	02/17	03/17	04/17	05/17	06/17
TANF	55	90	70									
Non-TANF	798	1,449	1,293									

NONCUSTODIAL PARENTS LOCATED



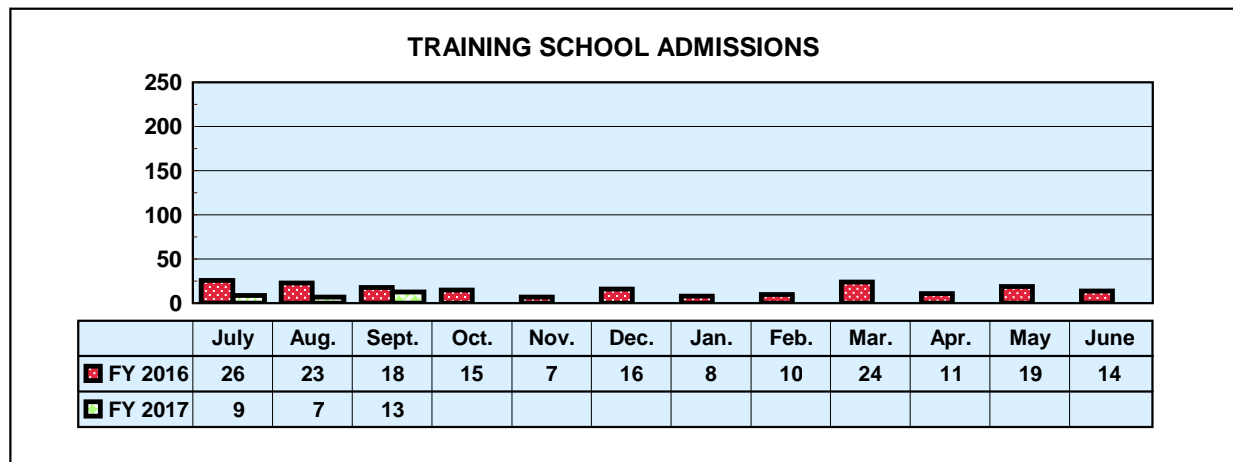
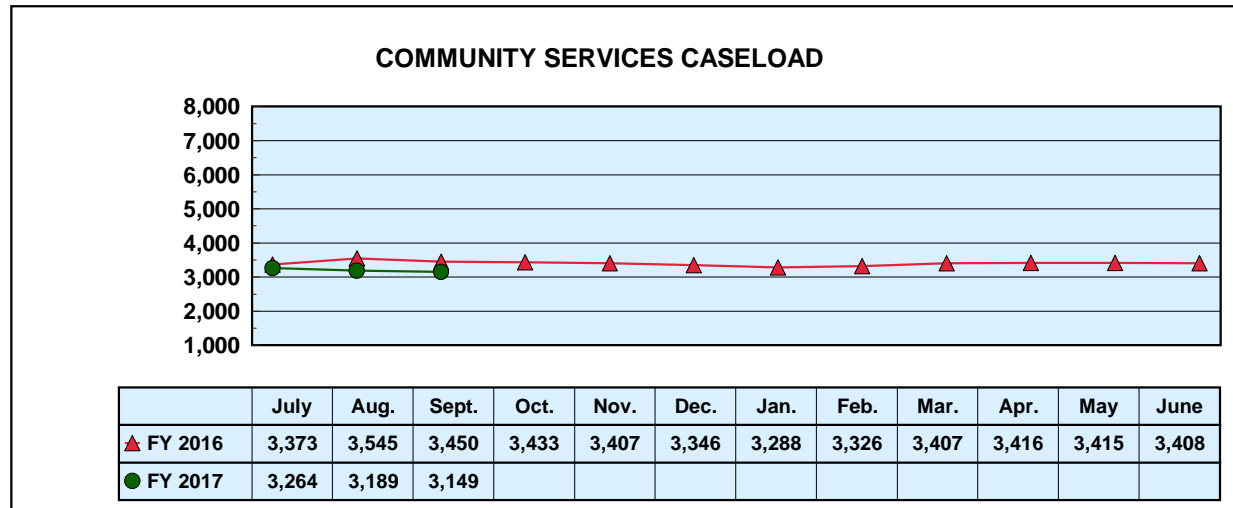
	07/16	08/16	09/16	10/16	11/16	12/16	01/17	02/17	03/17	04/17	05/17	06/17
TANF	465	445	444									
Non-TANF	5,789	6,211	5,654									

**Mississippi Department of Human Services
Graphic Overview of Program Data**

Month: September 2016

Date Released: 11/15/16

Division of Youth Services



Mississippi Department of Human Services

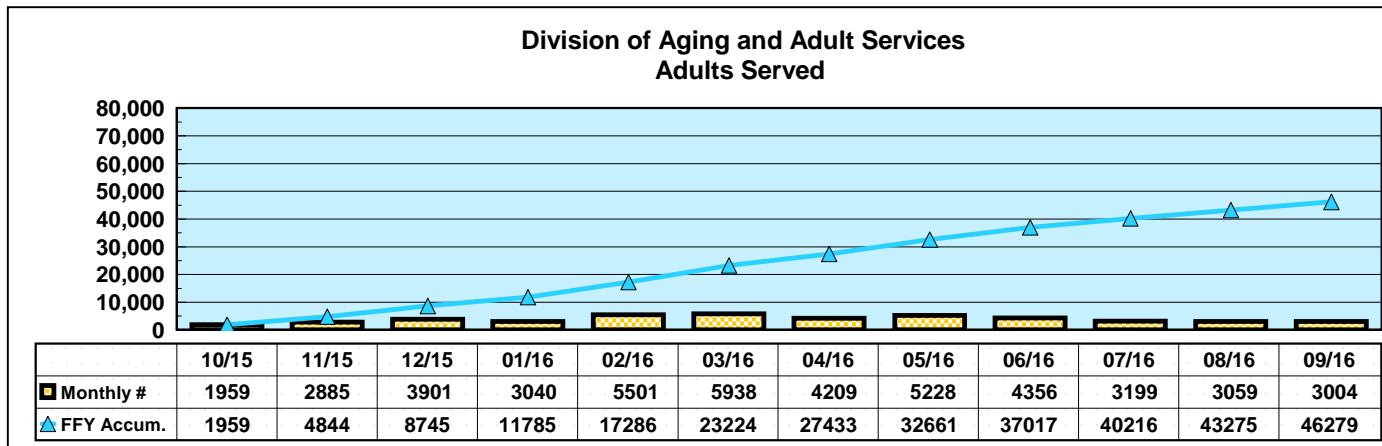
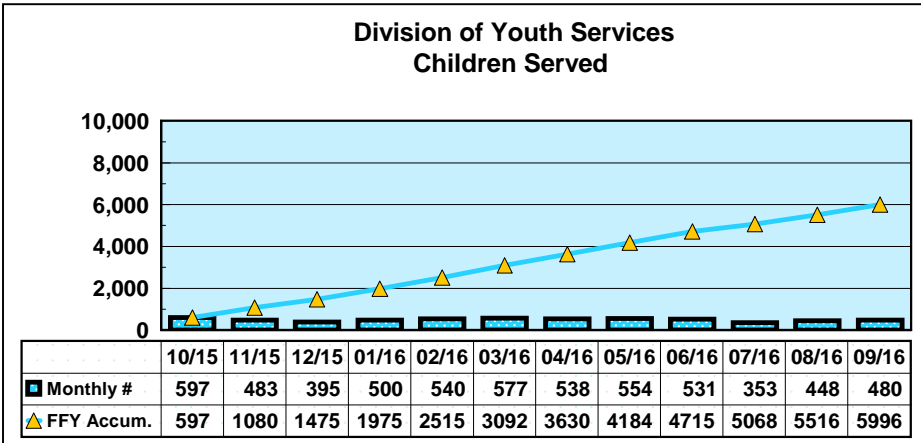
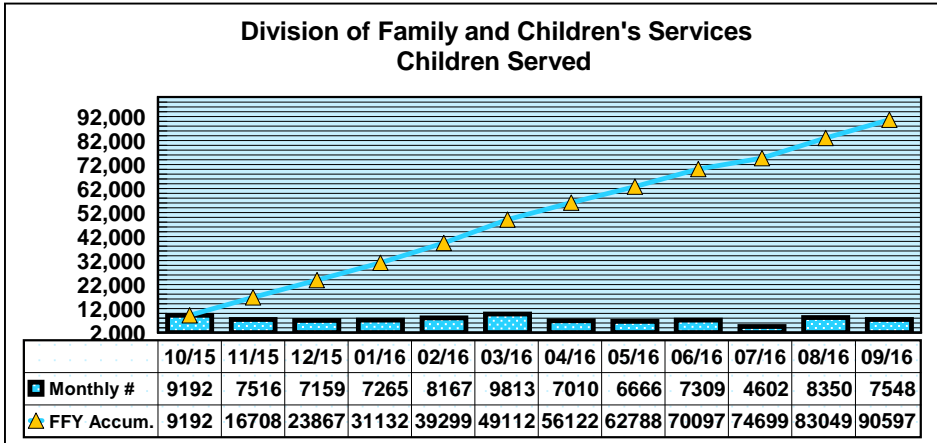
Graphic Overview of Program Data

Month: September 2016

Social Services Block Grant

Date Released: 11/15/16

NEW CLIENTS SERVED FEDERAL FISCAL YEAR 2016*



*Reflects unduplicated count of clients served monthly.

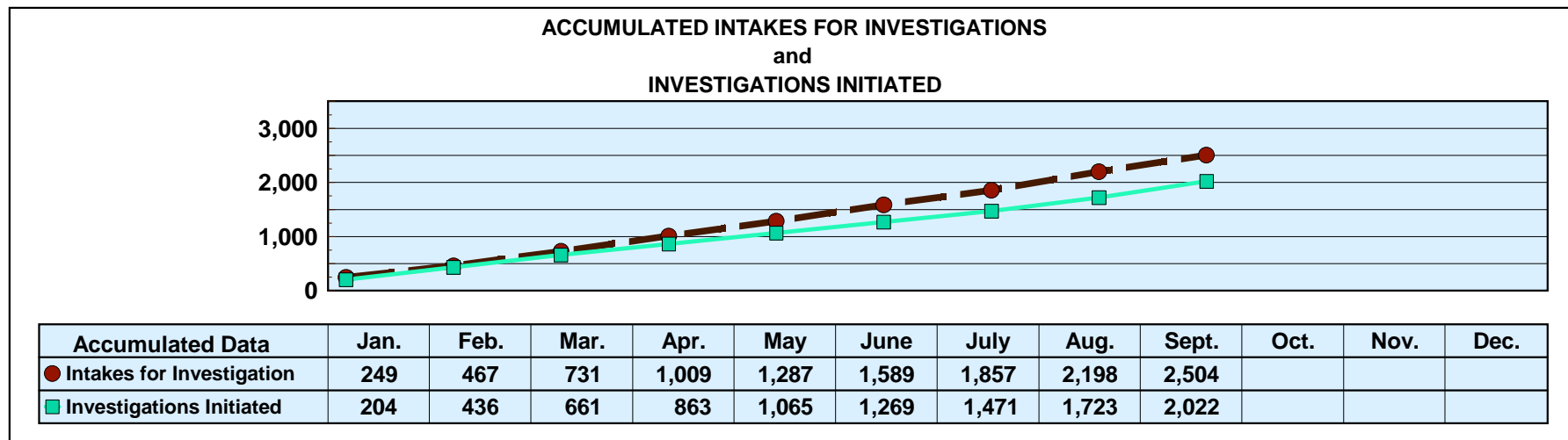
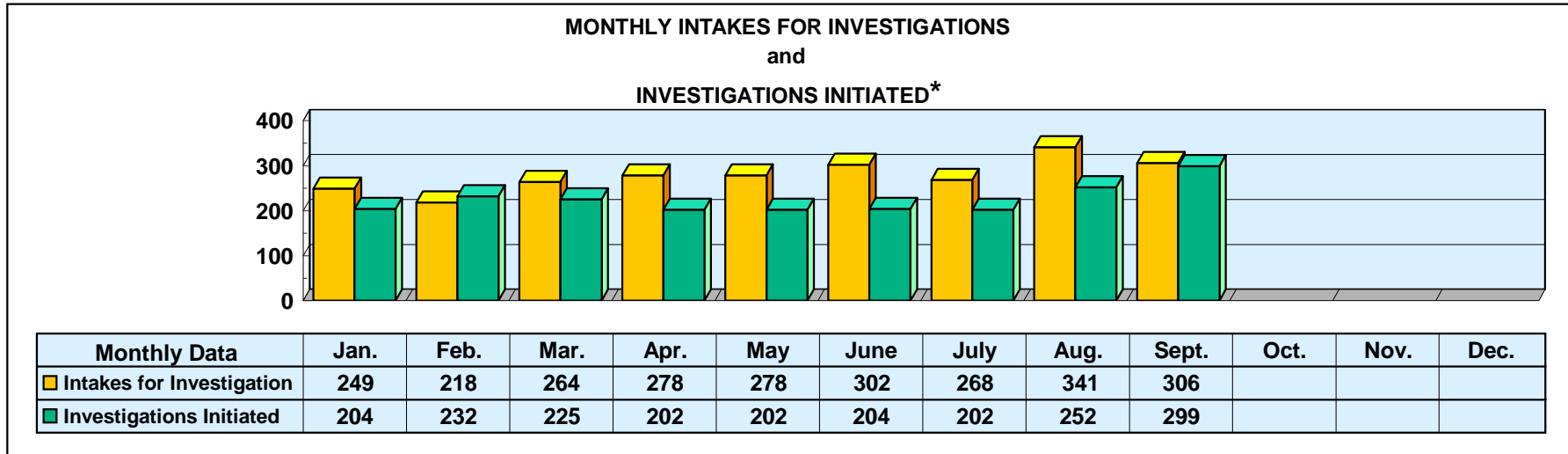
**Data unavailable.

Mississippi Department of Human Services Graphic Overview of Program Data

Date Released: 11/15/16

Month: September 2016

Division of Aging and Adult Services ADULT PROTECTIVE SERVICES



*An approximate manual count.

Prepared by Research and Statistics Unit, Division of Budgets and Accounting.