



MONTHLY STATISTICAL REPORT

John Davis, Executive Director

FIELD OPERATIONS PROGRAMS

Month: September 2017 Date Released: 11/15/2017

TEMPORARY ASSISTANCE FOR NEEDY FAMILIES¹

| | MONEY PAYMENT | | ONE-MONTH SUSPEND TANF | AVERAGE GRANT | Net Change From: August 2017 | | | |
|---------------------------|---------------|----------------------------|------------------------------|------------------|------------------------------|-------|------------------------------|------------------|
| | GRANT | ZERO GRANT ² | | | GRANT | GRANT | ONE-MONTH SUSPEND TANF | AVERAGE GRANT |
| | | | | | | | | |
| Families | 5,078 | 36 | 4 | \$137.03 | 2 | 11 | (4) | (\$1.02) |
| Recipients | 10,217 | 83 | 5 | \$68.11 | 48 | 27 | (11) | (\$0.80) |
| Adults | 2,177 | 27 | 3 | | 35 | 10 | (3) | |
| Children | 8,040 | 56 | 2 | | 13 | 17 | (8) | |
| TOTAL GRANT AMOUNT | | | | \$695,850 | | | | (\$4,874) |

SUPPLEMENTAL NUTRITION ASSISTANCE PROGRAM (SNAP)

| | NUMBER | AVERAGE BENEFIT VALUE | Net Change From: August 2017 | |
|----------------------|---------|--------------------------|------------------------------|--------------------------|
| | | | NUMBER | AVERAGE BENEFIT VALUE |
| Households | 240,865 | \$253.93 | (236) | (\$0.39) |
| Persons | 528,126 | \$115.81 | (446) | (\$0.20) |
| BENEFIT VALUE | | \$61,162,681 | | (\$154,886) |
| COST PER MEAL | | \$1.29 | | \$0.04 |

TANF AND SNAP COLLECTIONS

| | AMOUNT | Net Change From: August 2017 |
|-----------------------------------|-----------|---------------------------------|
| TANF/AFDC Overpayment Collections | \$1,065 | \$19 |
| SNAP Overissuance Collections | \$352,957 | (\$10,214) |

¹ Total TANF program [TANF-Basic and TANF-Unemployed Parent (UP)]. Totals include UP data: 1 case, 3 recipients, \$170 grant amount.

² Cases eligible for a money payment, but not legally entitled to a check because of \$10 minimum payment.



MONTHLY STATISTICAL REPORT

FIELD OPERATIONS PROGRAMS

Month: September 2017

Date Released: 11/15/2017

CHILD SUPPORT CASELOAD DATA

| | CASES | Net Change From: August 2017 |
|-------------------------------|---------|---------------------------------|
| TOTAL | 307,738 | (223) |
| TANF/Foster Care | 9,377 | 20 |
| Non-TANF | 273,176 | (281) |
| TANF/Foster Care Arrears Only | 23,196 | 80 |
| Non-IV-D | 1,989 | (42) |

NONCUSTODIAL PARENTS LOCATED

| | NUMBER | Net Change From: August 2017 |
|-------------------------------|--------|---------------------------------|
| TOTAL | 5,475 | (1,667) |
| TANF/Foster Care Arrears Only | 383 | (34) |
| Non-TANF | 5,092 | (1,633) |

CASES WITH COLLECTIONS

| | NUMBER | Net Change From: August 2017 |
|--------------------|--------|---------------------------------|
| TOTAL CASES | 79,426 | (1,172) |

TOTAL CHILD SUPPORT COLLECTIONS

| | AMOUNT | Net Change From: August 2017 |
|------------------|--------------|---------------------------------|
| COLLECTED | \$26,424,616 | (\$1,831,897) |

Prepared by Cost Allocation Unit, Division of Budgets and Accounting.

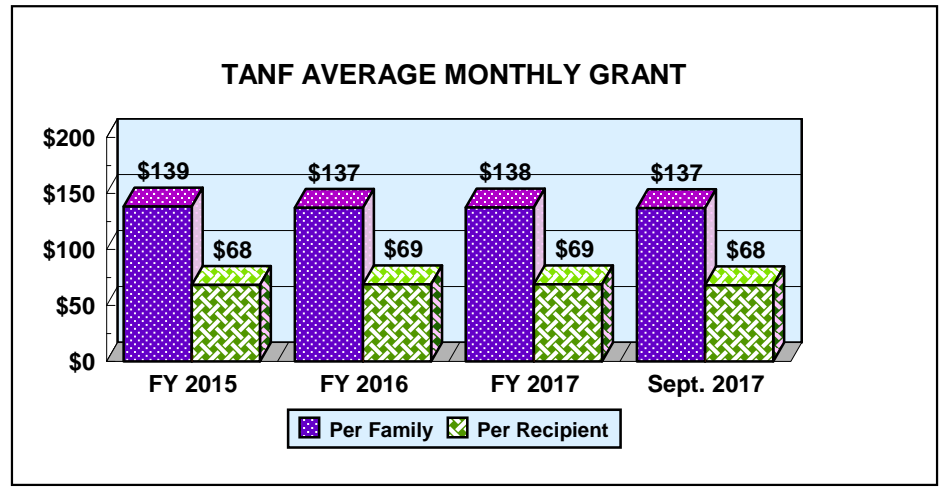
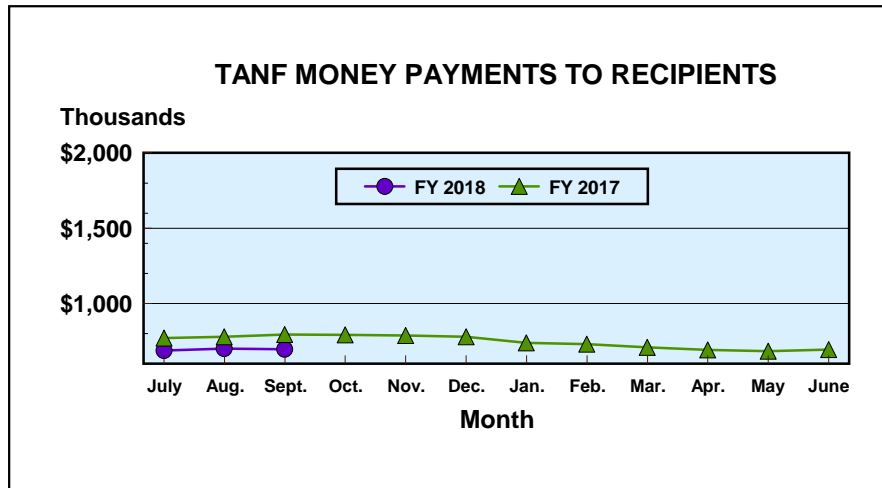
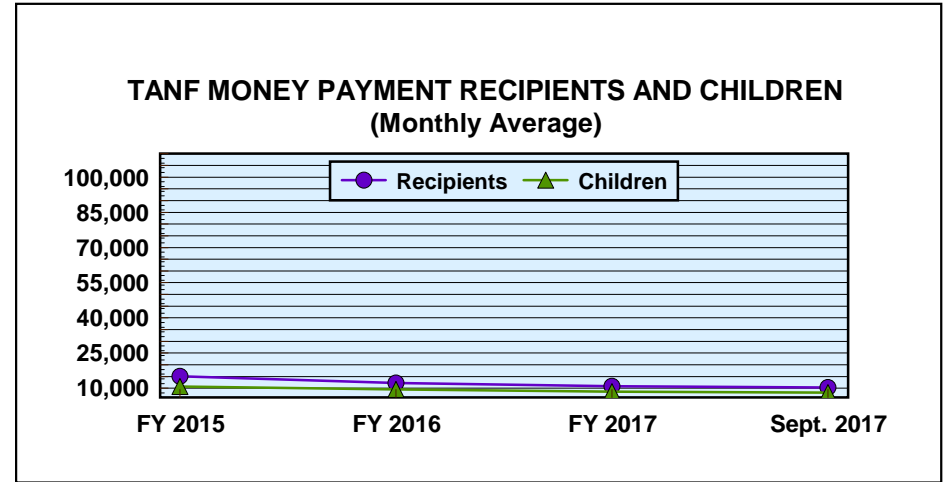
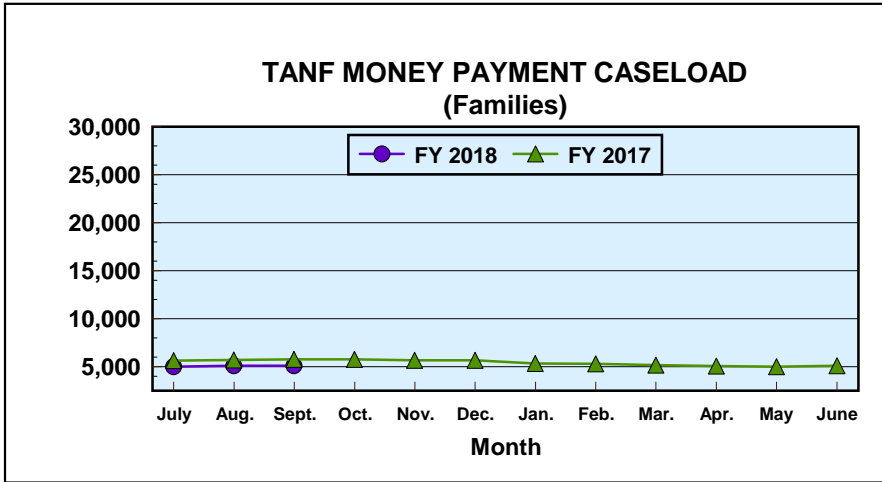
Mississippi Department of Human Services Graphic Overview of Program Data

Month: September 2017

Field Operations Programs

Date Released: 11/15/17

Temporary Assistance for Needy Families

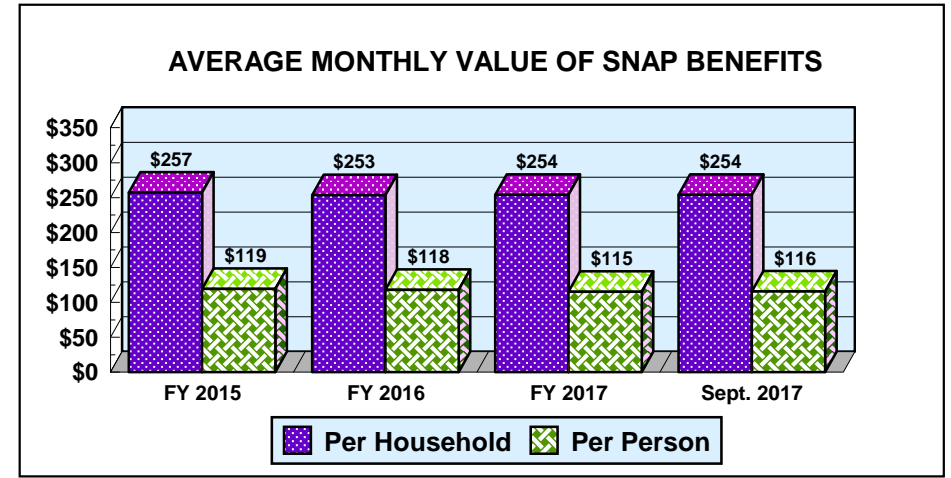
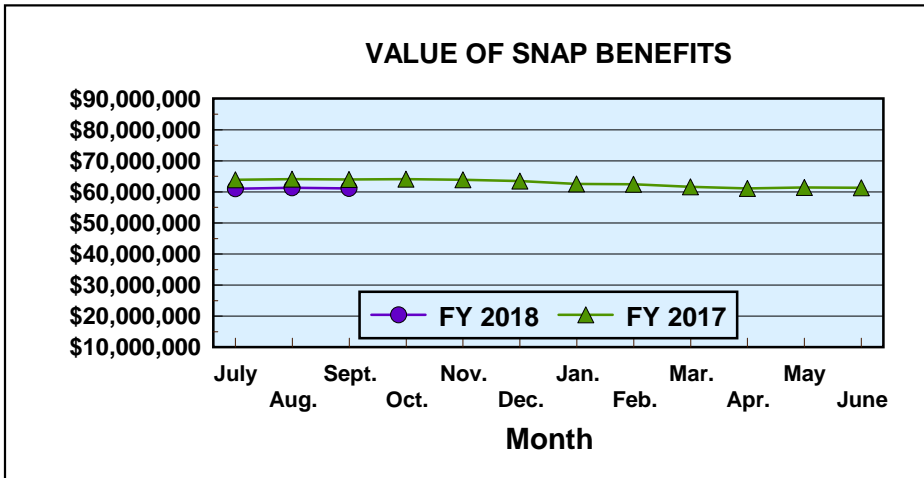
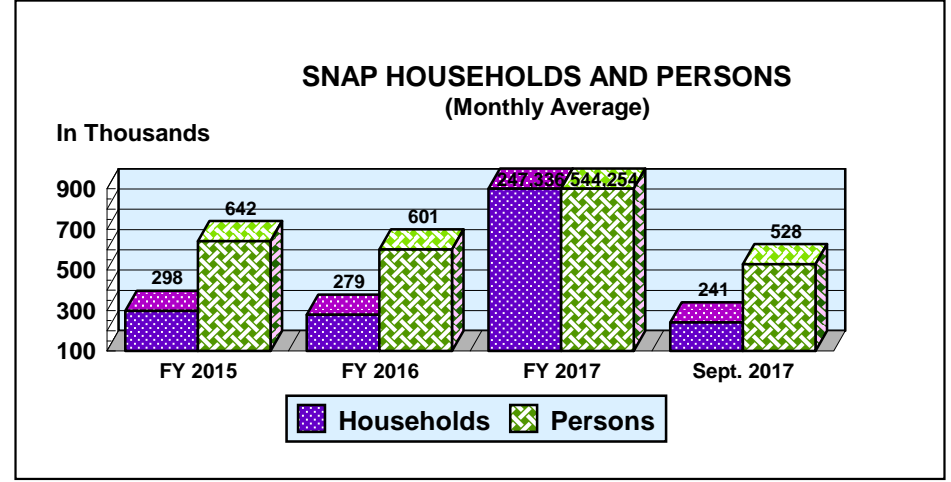
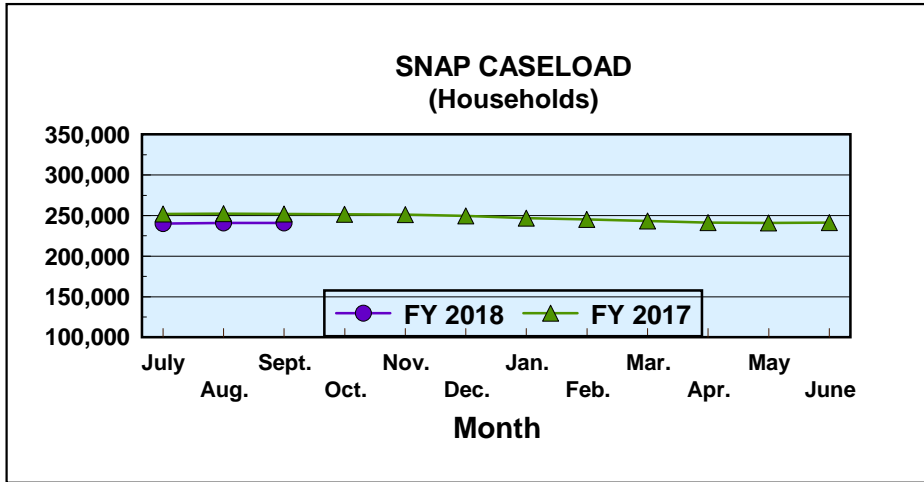


Mississippi Department of Human Services Graphic Overview of Program Data

Month: September 2017

Date Released: 11/15/17

Field Operations Programs Supplemental Nutrition Assistance Program (SNAP)

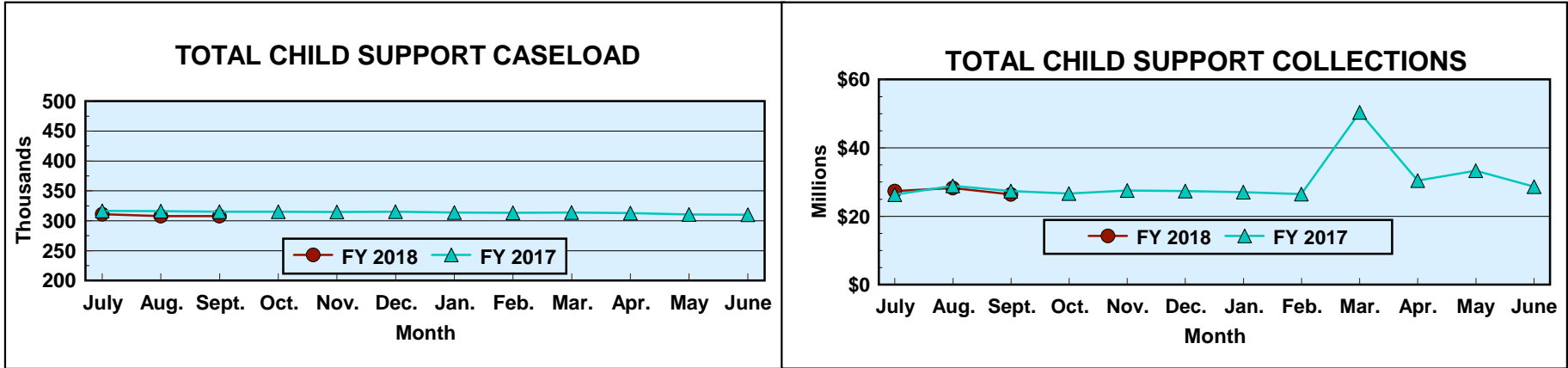


Mississippi Department of Human Services Graphic Overview of Program Data

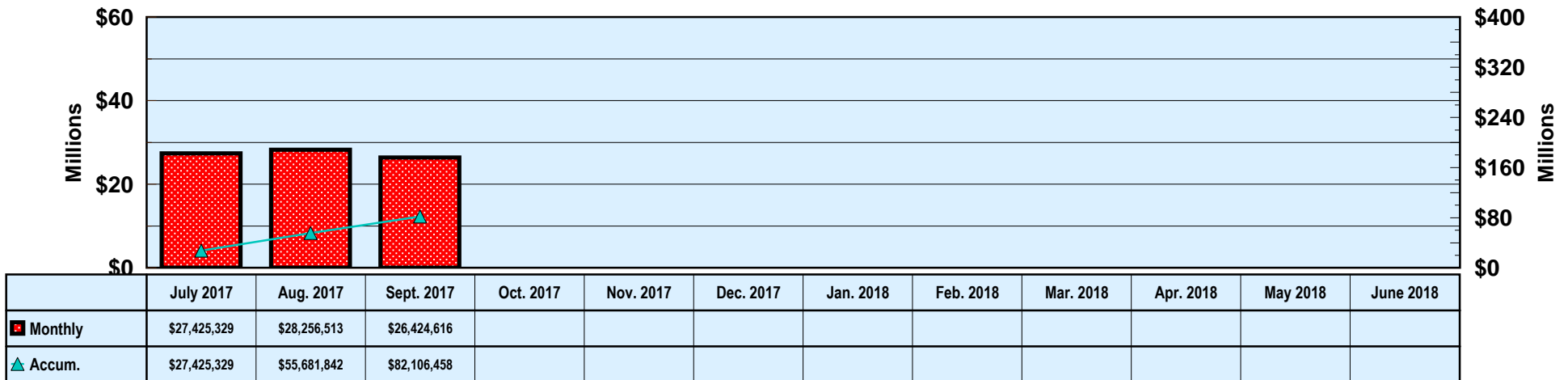
Month: September 2017

Date Released: 11/15/17

Field Operations Programs Child Support Enforcement Program



FY 2018 TOTAL COLLECTIONS (ACCUMULATED MONTHLY)



Prepared by Cost Allocation Unit, Division of Budgets and Accounting.

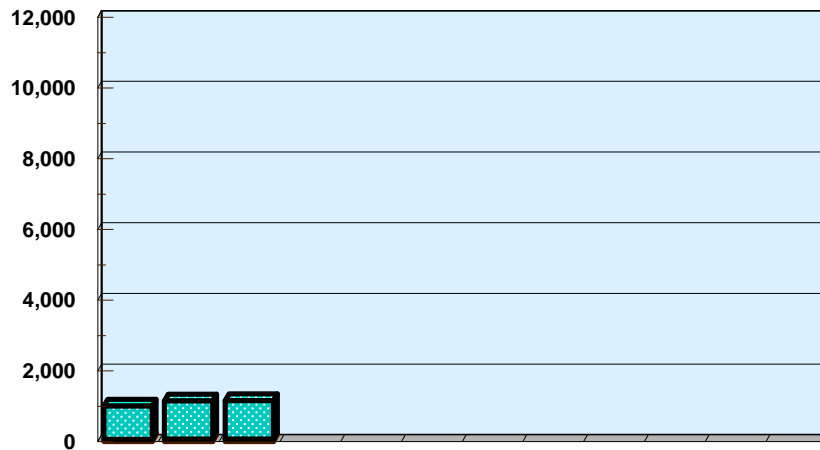
**Mississippi Department of Human Services
Graphic Overview of Program Data**

Month: September 2017


Date Released: 11/15/17

**Field Operations Programs
Child Support Enforcement Program**

**NUMBER OF CHILDREN FOR WHOM
PATERNITY WAS ESTABLISHED**



NONCUSTODIAL PARENTS LOCATED



| | 07/17 | 08/17 | 09/17 | 10/17 | 11/17 | 12/17 | 01/18 | 02/18 | 03/18 | 04/18 | 05/18 | 06/18 |
|----------|-------|-------|-------|-------|-------|-------|-------|-------|-------|-------|-------|-------|
| TANF | 67 | 75 | 77 | | | | | | | | | |
| Non-TANF | 938 | 1,083 | 1,088 | | | | | | | | | |

| | 07/17 | 08/17 | 09/17 | 10/17 | 11/17 | 12/17 | 01/18 | 02/18 | 03/18 | 04/18 | 05/18 | 06/18 |
|----------|-------|-------|-------|-------|-------|-------|-------|-------|-------|-------|-------|-------|
| TANF | 332 | 417 | 383 | | | | | | | | | |
| Non-TANF | 4,933 | 6,725 | 5,092 | | | | | | | | | |

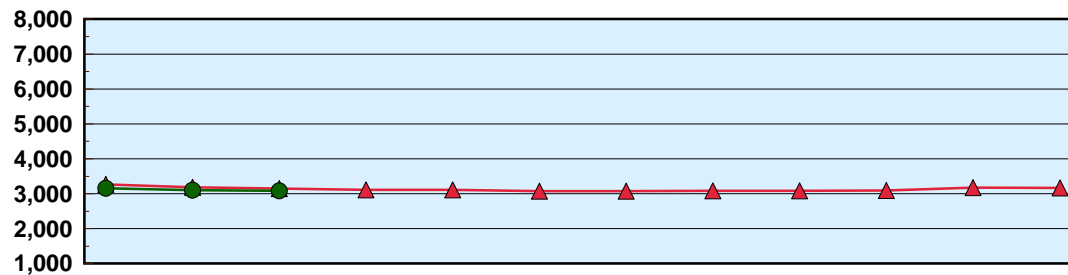
**Mississippi Department of Human Services
Graphic Overview of Program Data**

Month: September 2017

Date Released: 11/15/17

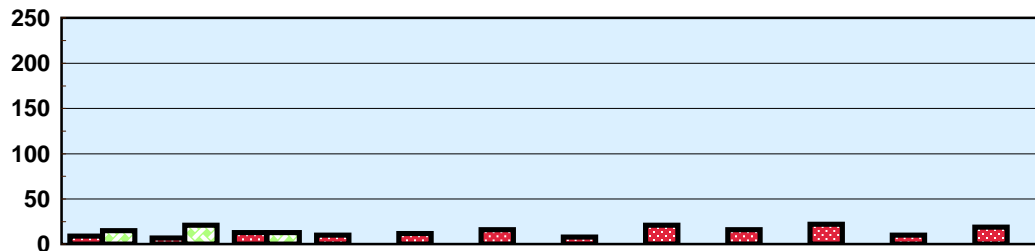
Division of Youth Services

COMMUNITY SERVICES CASELOAD



| | July | Aug. | Sept. | Oct. | Nov. | Dec. | Jan. | Feb. | Mar. | Apr. | May | June |
|-----------|-------|-------|-------|-------|-------|-------|-------|-------|-------|-------|-------|-------|
| ▲ FY 2017 | 3,264 | 3,189 | 3,149 | 3,111 | 3,115 | 3,072 | 3,076 | 3,087 | 3,081 | 3,098 | 3,172 | 3,171 |
| ● FY 2018 | 3,157 | 3,105 | 3,087 | | | | | | | | | |

TRAINING SCHOOL ADMISSIONS



| | July | Aug. | Sept. | Oct. | Nov. | Dec. | Jan. | Feb. | Mar. | Apr. | May | June |
|-----------|------|------|-------|------|------|------|------|------|------|------|-----|------|
| ■ FY 2017 | 9 | 7 | 13 | 10 | 12 | 16 | 8 | 21 | 16 | 22 | 10 | 19 |
| ■ FY 2018 | 15 | 21 | 13 | | | | | | | | | |

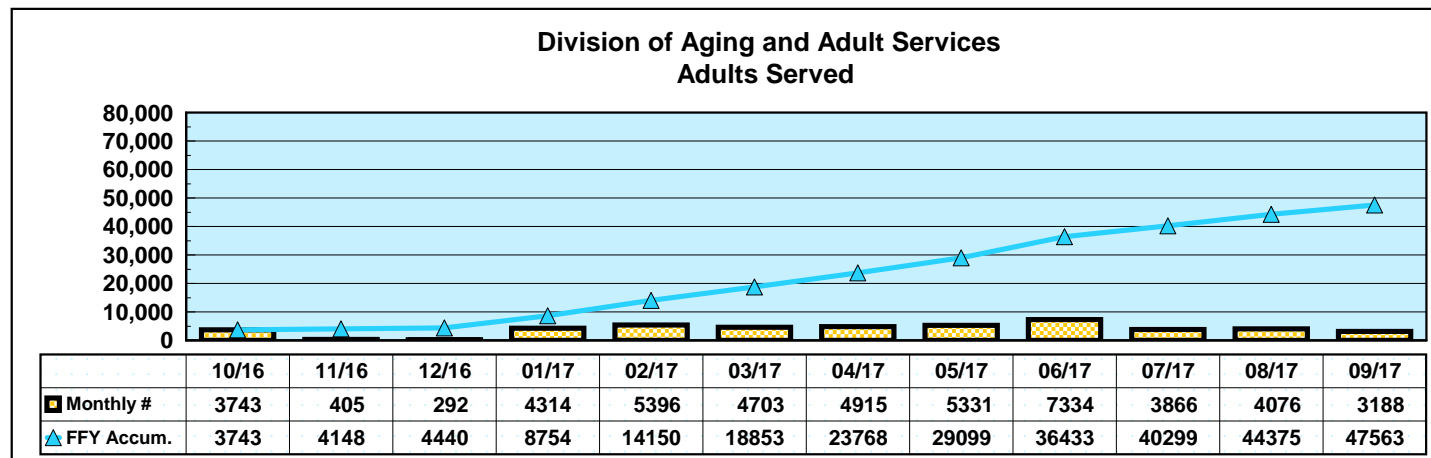
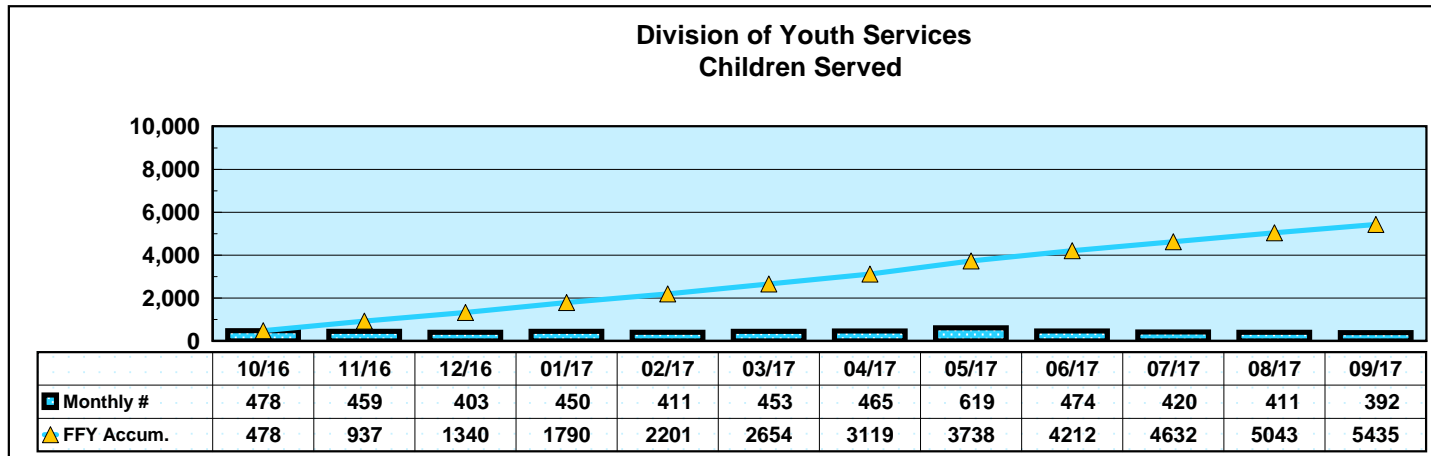
**Mississippi Department of Human Services
Graphic Overview of Program Data**

Month: September 2017

Social Services Block Grant

Date Released: 11/15/17

**NEW CLIENTS SERVED
FEDERAL FISCAL YEAR 2017***



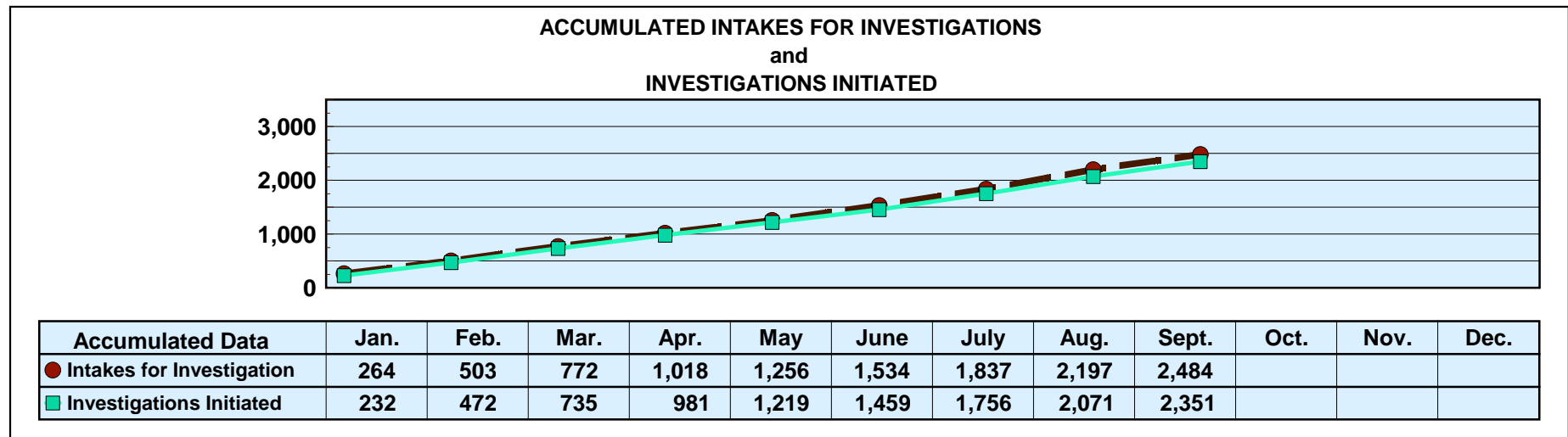
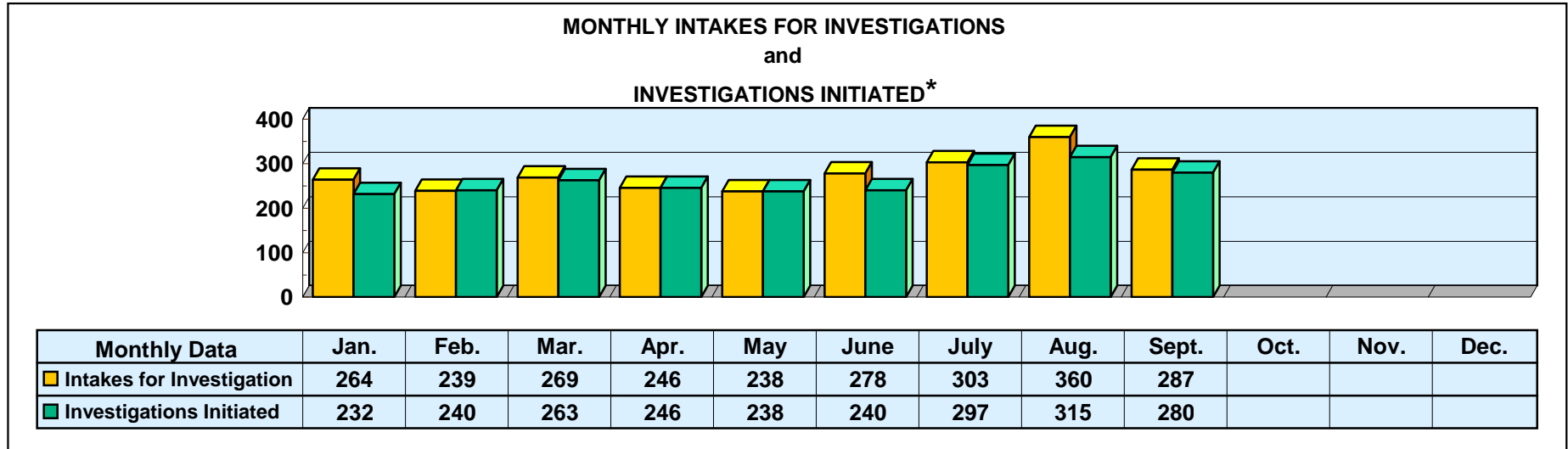
*Reflects unduplicated count of clients served monthly.

Mississippi Department of Human Services Graphic Overview of Program Data

Date Released: 11/15/17

Month: September 2017

Division of Aging and Adult Services ADULT PROTECTIVE SERVICES



*An approximate manual count.

Prepared by Cost Allocation Unit, Division of Budgets and Accounting.