



MONTHLY STATISTICAL REPORT

John Davis, Executive Director

FIELD OPERATIONS PROGRAMS

Month: April 2017 Date Released: 06/15/2017

TEMPORARY ASSISTANCE FOR NEEDY FAMILIES¹

	MONEY PAYMENT		ONE-MONTH SUSPEND TANF	AVERAGE GRANT	Net Change From: March 2017				
	GRANT	ZERO GRANT ²			GRANT	GRANT	ZERO GRANT	ONE-MONTH SUSPEND TANF	AVERAGE GRANT
Recipients	9,943	59	11	\$69.66	(629)	27	1	\$0.46	
Adults	2,041	20	5		(185)	11	0		
Children	7,902	39	6		(444)	16	1		
TOTAL GRANT AMOUNT				\$692,592	(\$39,004)				

SUPPLEMENTAL NUTRITION ASSISTANCE PROGRAM (SNAP)

	NUMBER	AVERAGE BENEFIT VALUE	Net Change From: March 2017	
			NUMBER	AVERAGE BENEFIT VALUE
Households	241,554	\$252.92	(3,842)	(\$1.48)
Persons	530,348	\$115.19	(9,796)	(\$0.39)
BENEFIT VALUE	\$61,093,399		(\$1,334,593)	
COST PER MEAL	\$1.28		(\$0.10)	

TANF AND SNAP COLLECTIONS

	AMOUNT	Net Change From: March 2017
TANF/AFDC Overpayment Collections	\$1,449	\$145
SNAP Overissuance Collections	\$687,297	\$323,950

¹ Total TANF program [TANF-Basic and TANF-Unemployed Parent (UP)]. Totals include UP data: 2 cases, 7 recipients, \$364 grant amount.

² Cases eligible for a money payment, but not legally entitled to a check because of \$10 minimum payment.

Prepared by Research and Statistics Unit, Division of Budgets and Accounting.



MONTHLY STATISTICAL REPORT

FIELD OPERATIONS PROGRAMS

Month: April 2017

Date Released: 06/15/2017

CHILD SUPPORT CASELOAD DATA

	CASES	Net Change From: March 2017
TOTAL	313,158	(417)
TANF/Foster Care	9,750	(116)
Non-TANF	278,158	194
TANF/Foster Care Arrears Only	23,172	(480)
Non-IV-D	2,078	(15)

NONCUSTODIAL PARENTS LOCATED

	NUMBER	Net Change From: March 2017
TOTAL	4,319	(13)
TANF/Foster Care Arrears Only	309	3
Non-TANF	4,010	(16)

CASES WITH COLLECTIONS

	NUMBER	Net Change From: March 2017
TOTAL CASES	80,306	704

TOTAL CHILD SUPPORT COLLECTIONS

	AMOUNT	Net Change From: March 2017
COLLECTED	\$30,461,255	\$3,921,551

Prepared by Research and Statistics Unit, Division of Budgets and Accounting.

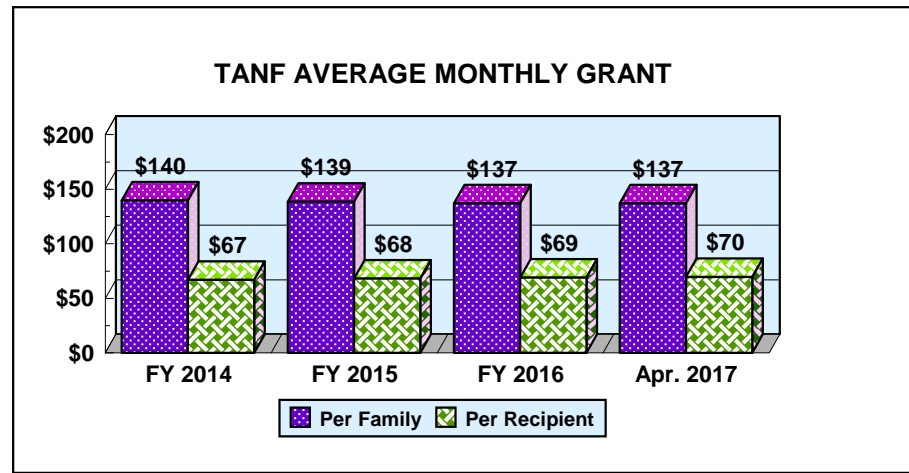
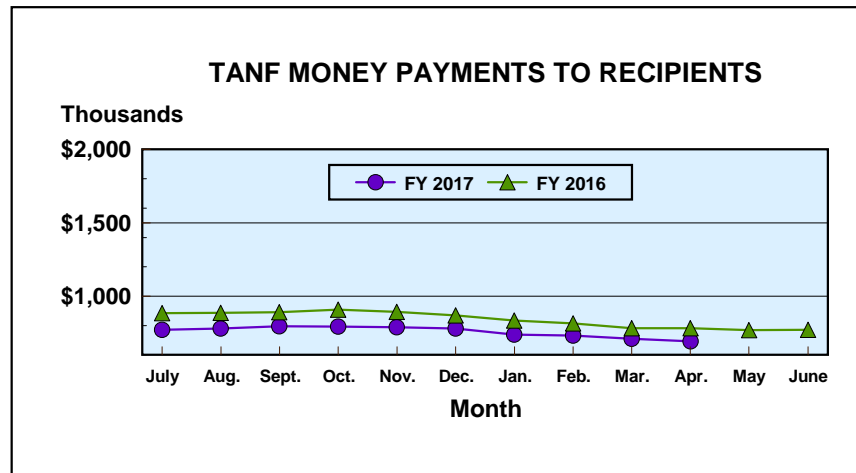
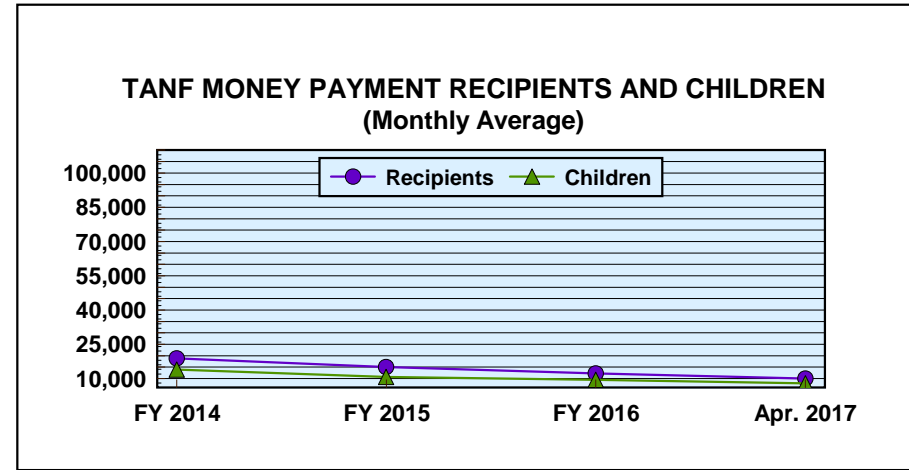
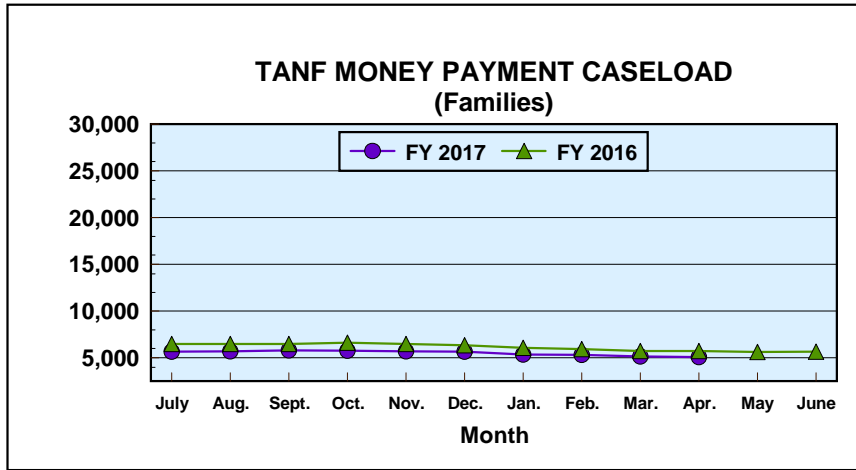
Mississippi Department of Human Services Graphic Overview of Program Data

Month: April 2017

Field Operations Programs

Date Released: 06/15/17

Temporary Assistance for Needy Families

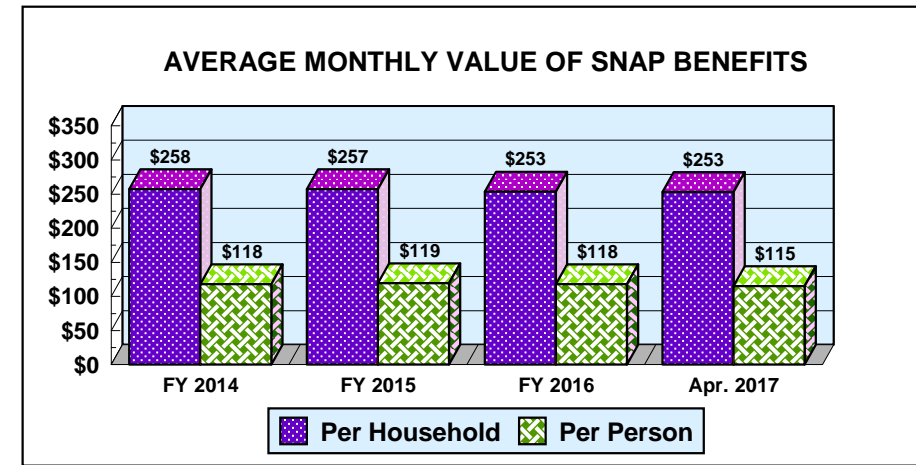
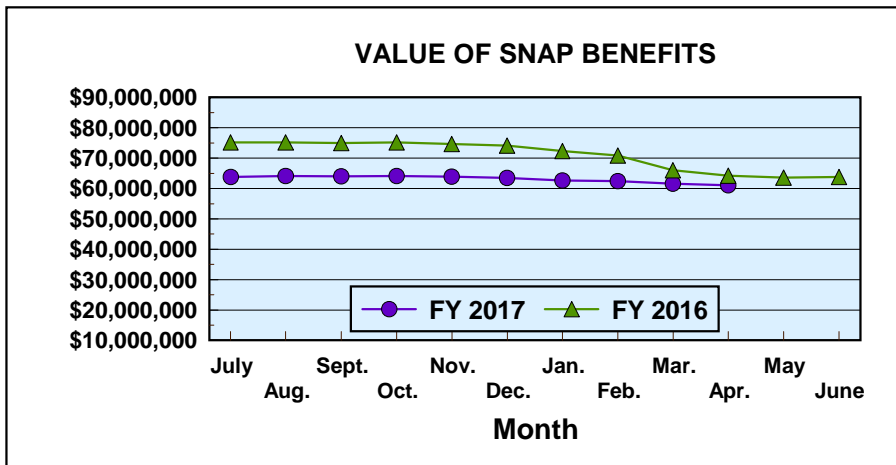
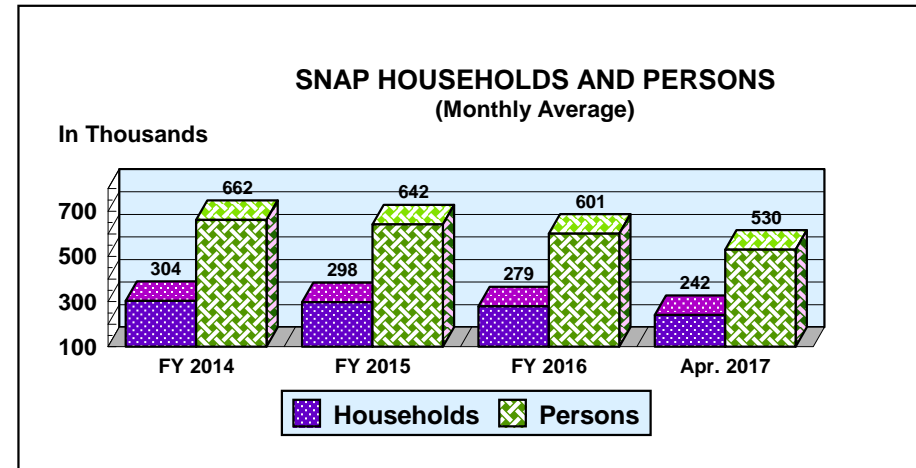
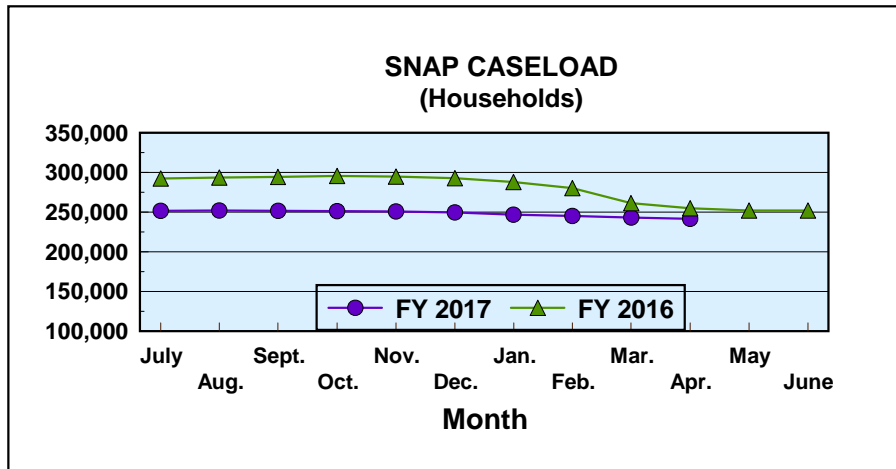


Mississippi Department of Human Services Graphic Overview of Program Data

Date Released: 06/15/17

Month: April 2017

Field Operations Programs Supplemental Nutrition Assistance Program (SNAP)

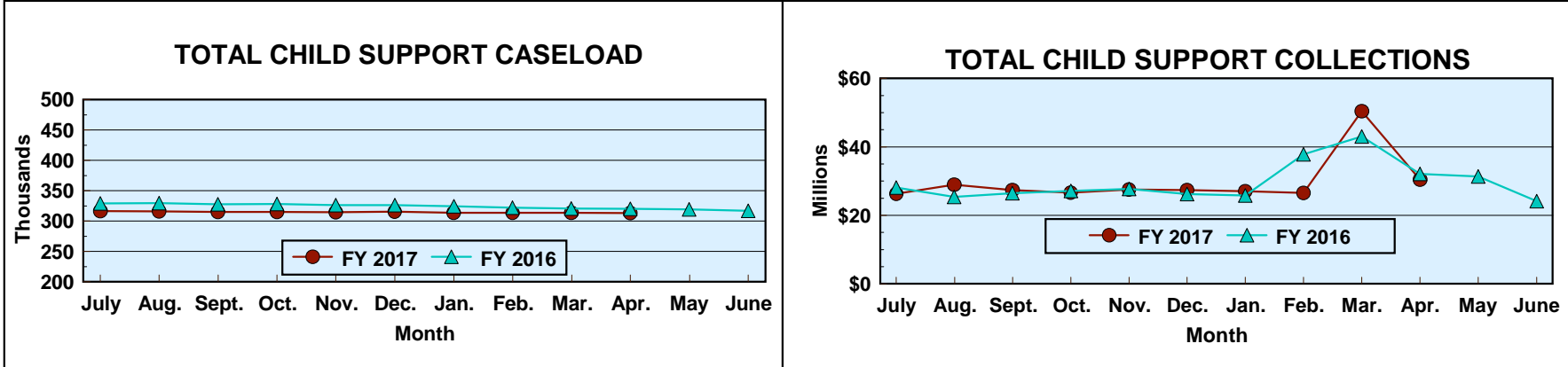


**Mississippi Department of Human Services
Graphic Overview of Program Data**

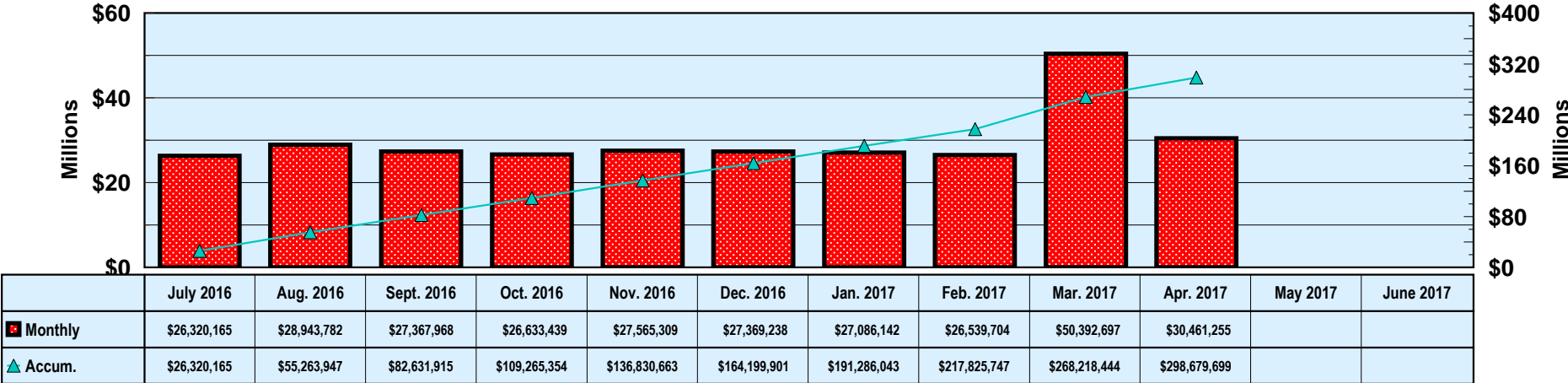
Month: April 2017

Date Released: 06/15/17

**Field Operations Programs
Child Support Enforcement Program**



**FY 2017 TOTAL COLLECTIONS
(ACCUMULATED MONTHLY)**



Prepared by Research and Statistics Unit, Division of Budgets and Accounting.


**Mississippi Department of Human Services
Graphic Overview of Program Data**

Month: April 2017

Date Released: 06/15/17

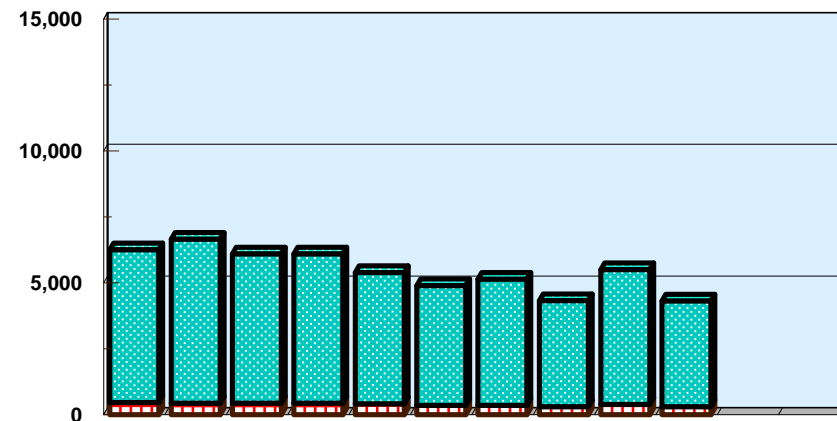
**Field Operations Programs
Child Support Enforcement Program**

**NUMBER OF CHILDREN FOR WHOM
PATERNITY WAS ESTABLISHED**



	07/16	08/16	09/16	10/16	11/16	12/16	01/17	02/17	03/17	04/17	05/17	06/17
TANF	55	90	70	75	48	75	67	61	86	44		
Non-TANF	798	1,449	1,293	1,246	1,044	980	988	995	1,044	900		

NONCUSTODIAL PARENTS LOCATED



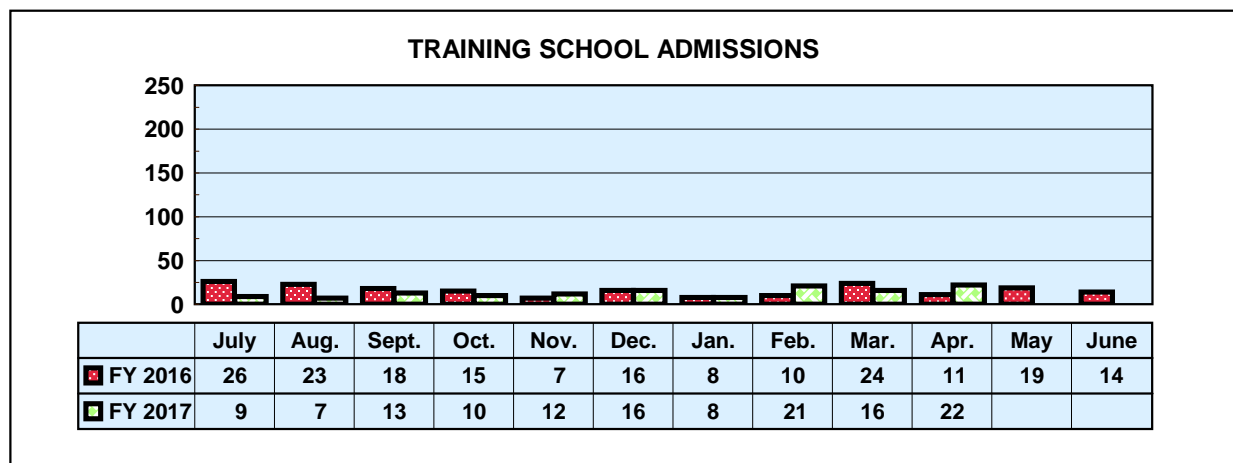
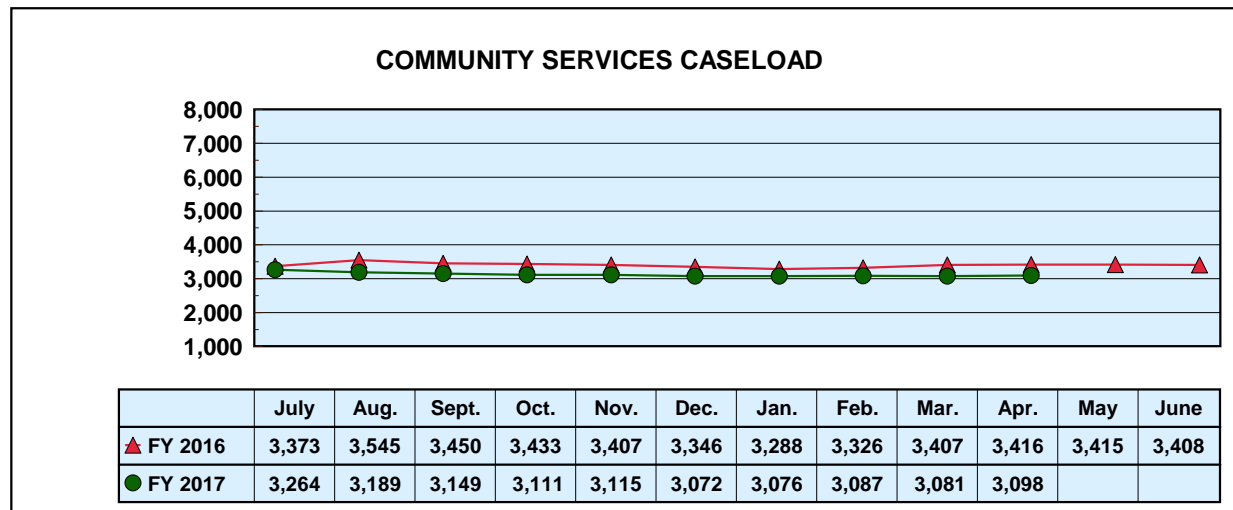
	07/16	08/16	09/16	10/16	11/16	12/16	01/17	02/17	03/17	04/17	05/17	06/17
TANF	465	445	444	437	423	357	360	306	399	309		
Non-TANF	5,789	6,211	5,654	5,662	4,975	4,541	4,784	4,026	5,105	4,010		

**Mississippi Department of Human Services
Graphic Overview of Program Data**

Date Released: 06/15/17

Month: April 2017

Division of Youth Services



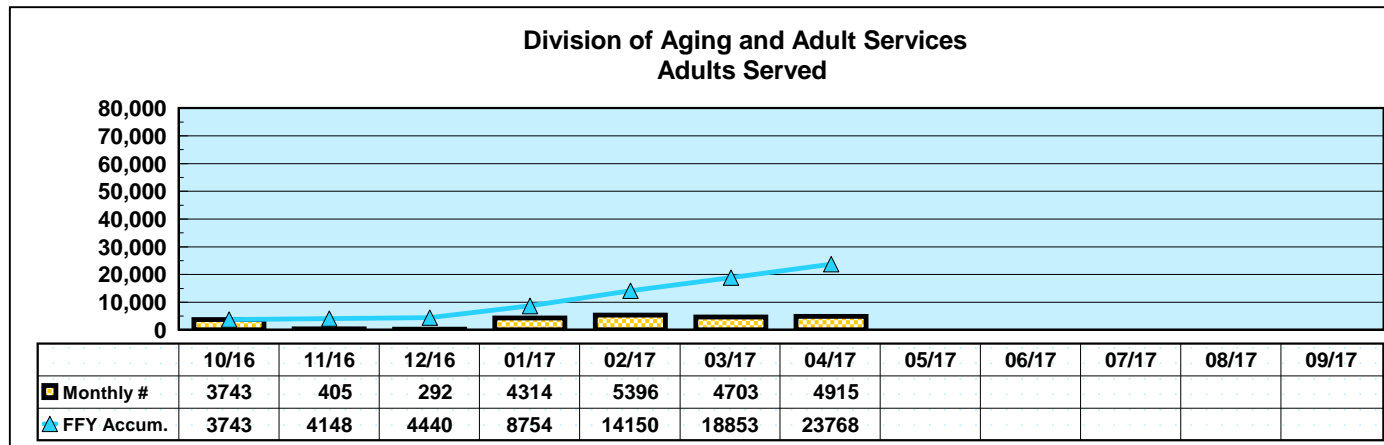
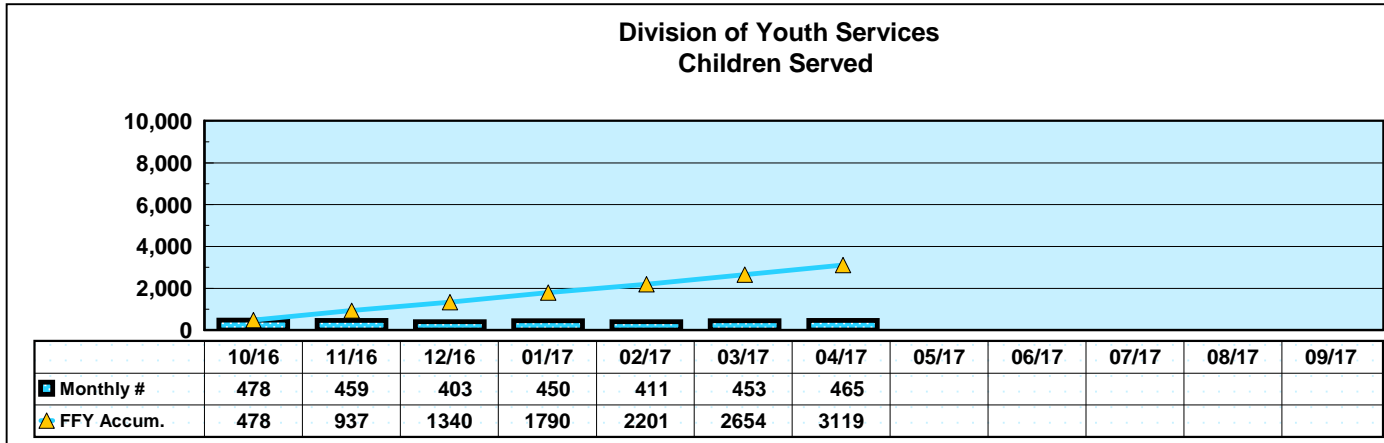
Mississippi Department of Human Services Graphic Overview of Program Data

Month: April 2017

Social Services Block Grant

Date Released: 06/15/17

NEW CLIENTS SERVED FEDERAL FISCAL YEAR 2017*



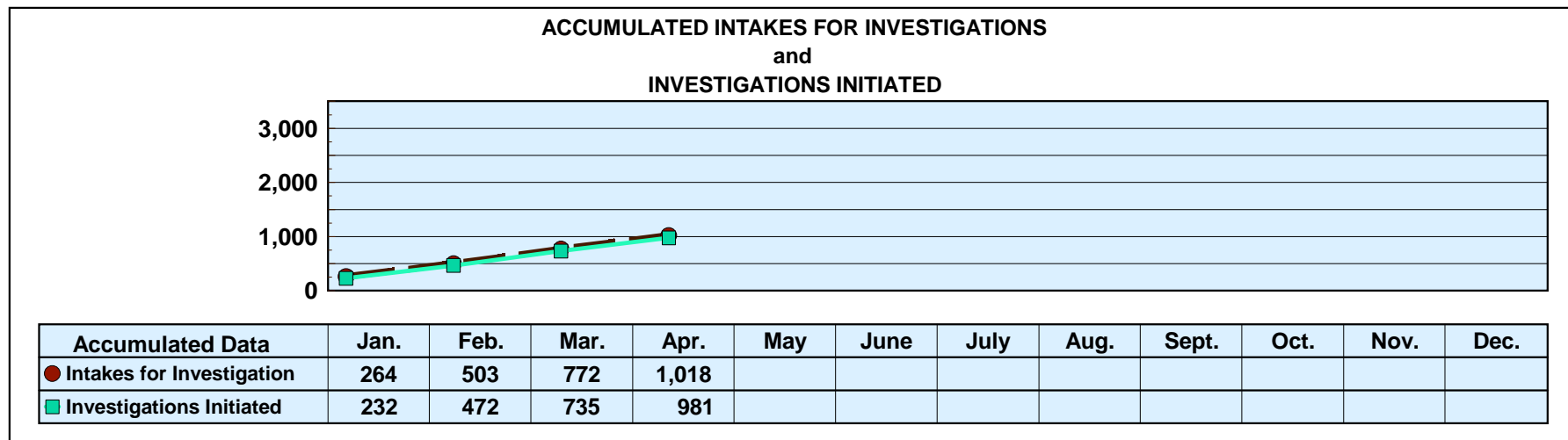
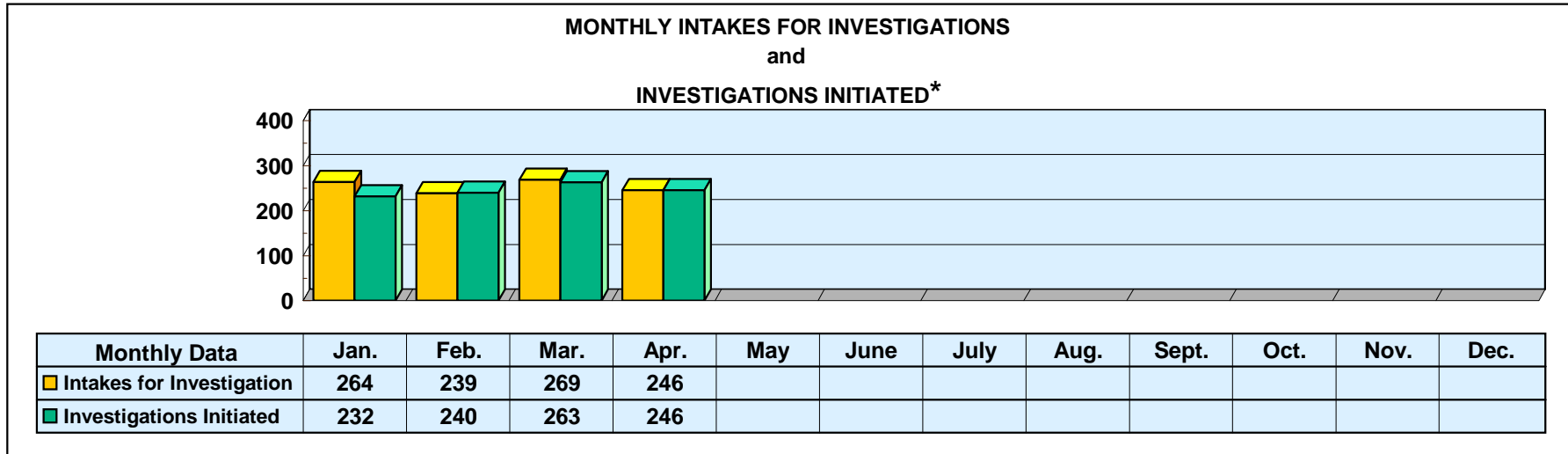
*Reflects unduplicated count of clients served monthly.

**Mississippi Department of Human Services
Graphic Overview of Program Data**

Date Released: 06/15/17

Month: April 2017

**Division of Aging and Adult Services
ADULT PROTECTIVE SERVICES**



*An approximate manual count.

Prepared by Research and Statistics Unit, Division of Budgets and Accounting.