



# MONTHLY STATISTICAL REPORT

John Davis, Executive Director

## FIELD OPERATIONS PROGRAMS

Month: February 2017 Date Released: 04/17/2017

### TEMPORARY ASSISTANCE FOR NEEDY FAMILIES<sup>1</sup>

	MONEY PAYMENT		ONE-MONTH SUSPEND TANF	AVERAGE GRANT	Net Change From: January 2017			
	GRANT	ZERO GRANT <sup>2</sup>			GRANT	GRANT	ONE-MONTH SUSPEND TANF	AVERAGE GRANT
Families	5,296	13	6	\$138.14	(57)	2	6	\$0.25
Recipients	10,572	32	10	\$69.20	(81)	8	10	(\$0.09)
Adults	2,226	9	5		(10)	0	5	
Children	8,346	23	5		(71)	8	5	
<b>TOTAL GRANT AMOUNT</b>				<b>\$731,596</b>				<b>(\$6,548)</b>

### SUPPLEMENTAL NUTRITION ASSISTANCE PROGRAM (SNAP)

	NUMBER	AVERAGE BENEFIT VALUE	Net Change From: January 2017	
			NUMBER	AVERAGE BENEFIT VALUE
Households	245,396	\$254.40	(1,587)	\$0.89
Persons	540,144	\$115.58	(3,391)	\$0.39
<b>BENEFIT VALUE</b>		<b>\$62,427,992</b>		<b>(\$183,549)</b>
<b>COST PER MEAL</b>		<b>\$1.38</b>		<b>\$0.14</b>

### TANF AND SNAP COLLECTIONS

	AMOUNT	Net Change From: January 2017
TANF/AFDC Overpayment Collections	\$1,738	\$527
SNAP Overissuance Collections	\$363,347	\$21,703

<sup>1</sup> Total TANF program [TANF-Basic and TANF-Unemployed Parent (UP)]. Totals include UP data: 3 cases, 10 recipients, \$534 grant amount.

<sup>2</sup> Cases eligible for a money payment, but not legally entitled to a check because of \$10 minimum payment.



# MONTHLY STATISTICAL REPORT

## FIELD OPERATIONS PROGRAMS

Month: February 2017

Date Released: 04/17/2017

CHILD SUPPORT CASELOAD DATA		
	CASES	Net Change From: January 2017
<b>TOTAL</b>	313,575	(126)
TANF/Foster Care	9,866	(101)
Non-TANF	277,964	(37)
TANF/Foster Care Arrears Only	23,652	30
Non-IV-D	2,093	(18)

NONCUSTODIAL PARENTS LOCATED		
	NUMBER	Net Change From: January 2017
<b>TOTAL</b>	4,332	(812)
TANF/Foster Care Arrears Only	306	(54)
Non-TANF	4,026	(758)

CASES WITH COLLECTIONS		
	NUMBER	Net Change From: January 2017
<b>TOTAL CASES</b>	79,602	(981)

TOTAL CHILD SUPPORT COLLECTIONS		
	AMOUNT	Net Change From: January 2017
<b>COLLECTED</b>	\$26,539,704	(\$546,438)

Prepared by Research and Statistics Unit, Division of Budgets and Accounting.

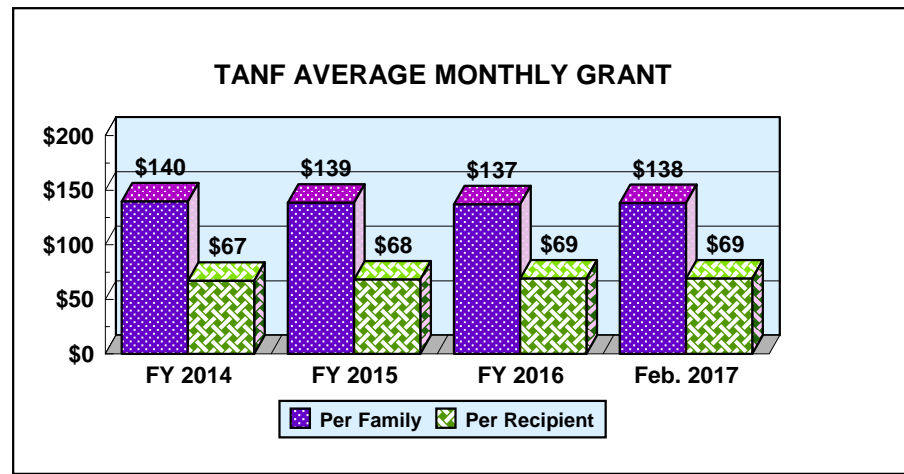
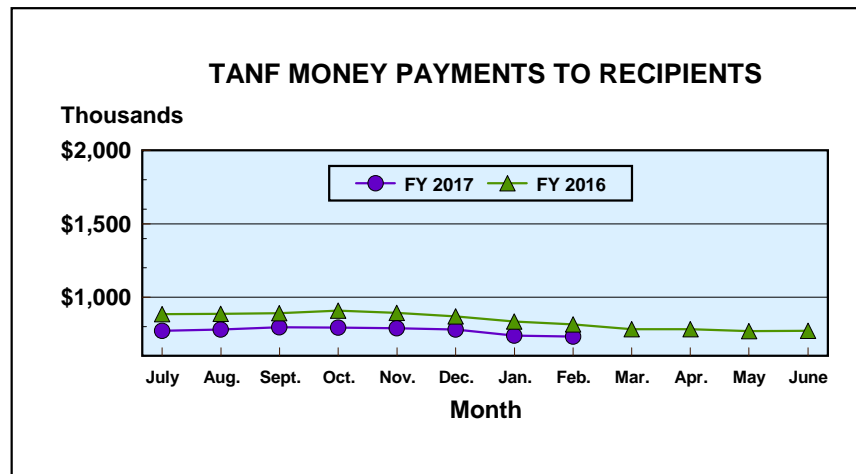
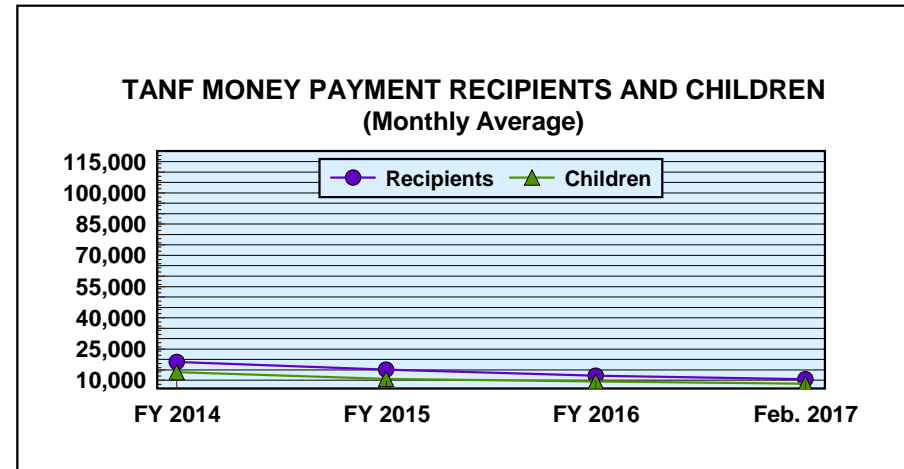
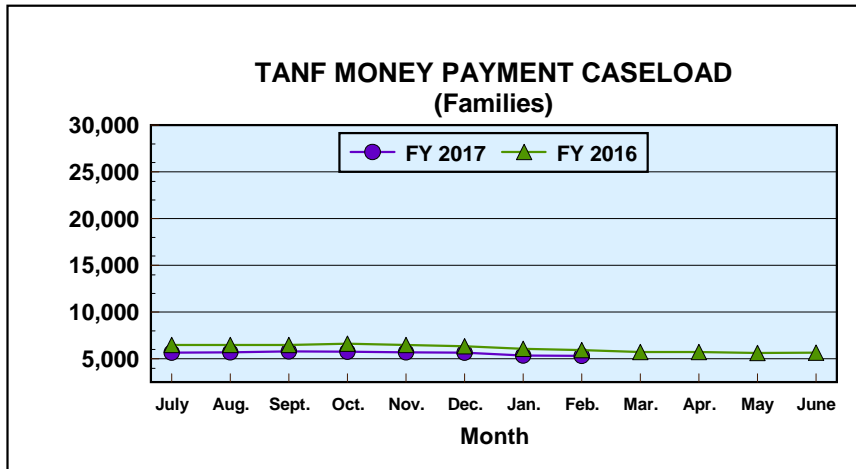
# Mississippi Department of Human Services Graphic Overview of Program Data

Month: February 2017

## Field Operations Programs

Date Released: 04/17/17

### Temporary Assistance for Needy Families

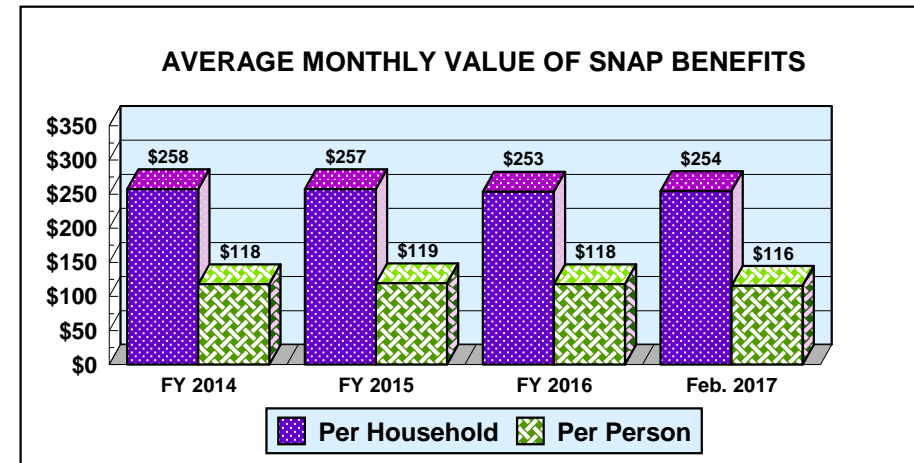
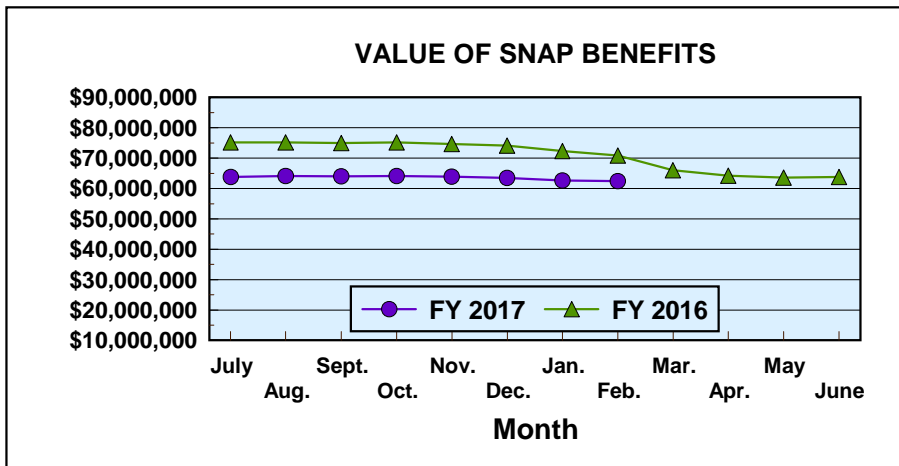
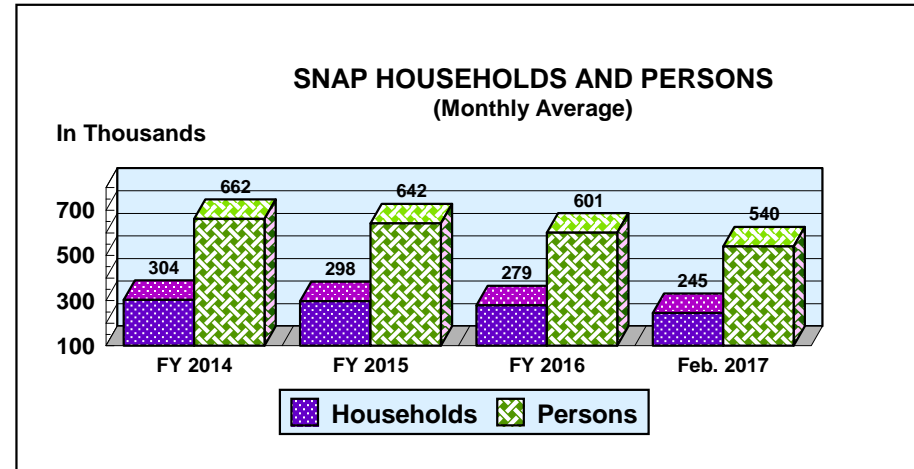
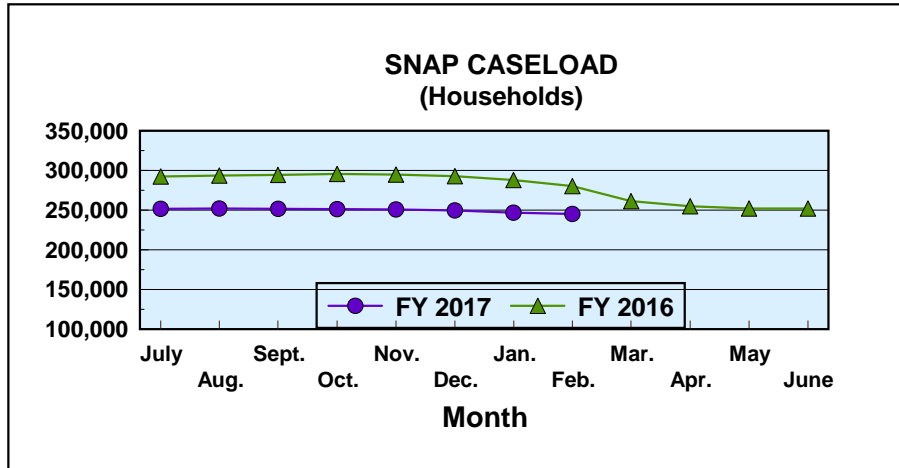


# Mississippi Department of Human Services Graphic Overview of Program Data

Date Released: 04/17/17

Month: February 2017

## Field Operations Programs Supplemental Nutrition Assistance Program (SNAP)

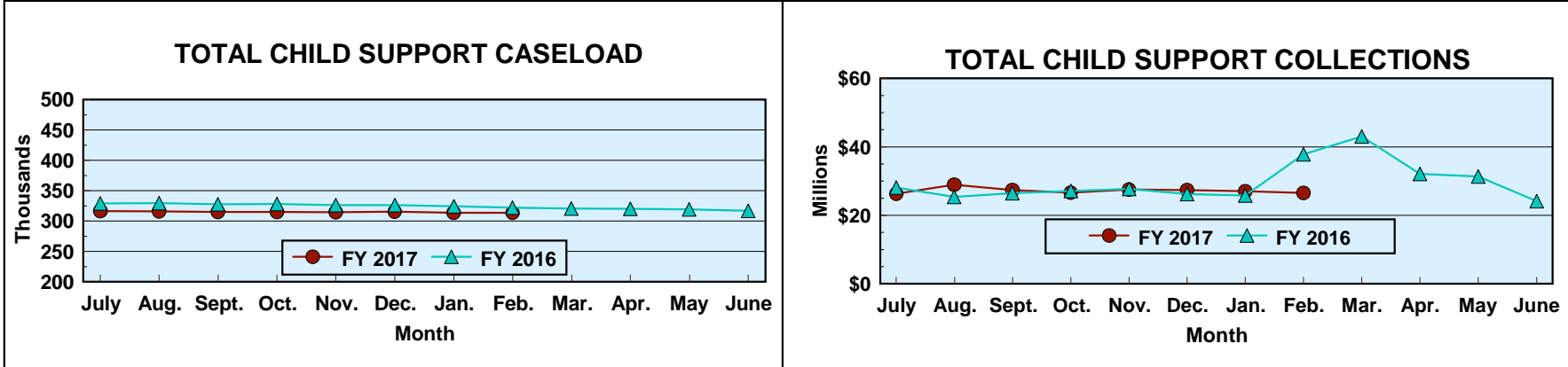


# Mississippi Department of Human Services Graphic Overview of Program Data

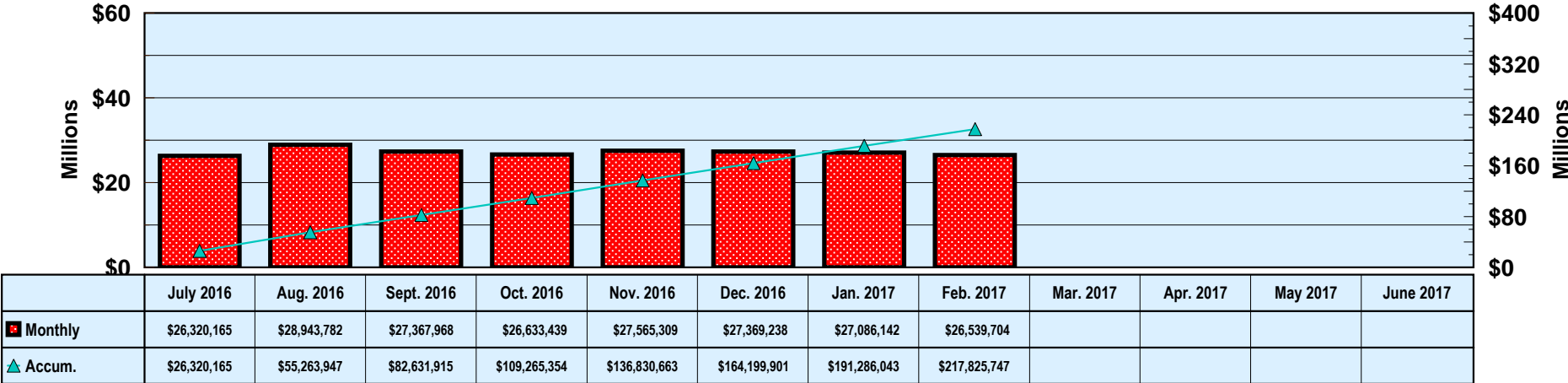
Month: February 2017

Date Released: 04/17/17

## Field Operations Programs Child Support Enforcement Program



### FY 2017 TOTAL COLLECTIONS (ACCUMULATED MONTHLY)



Prepared by Research and Statistics Unit, Division of Budgets and Accounting.


**Mississippi Department of Human Services  
Graphic Overview of Program Data**

Month: February 2017

Date Released: 04/17/17

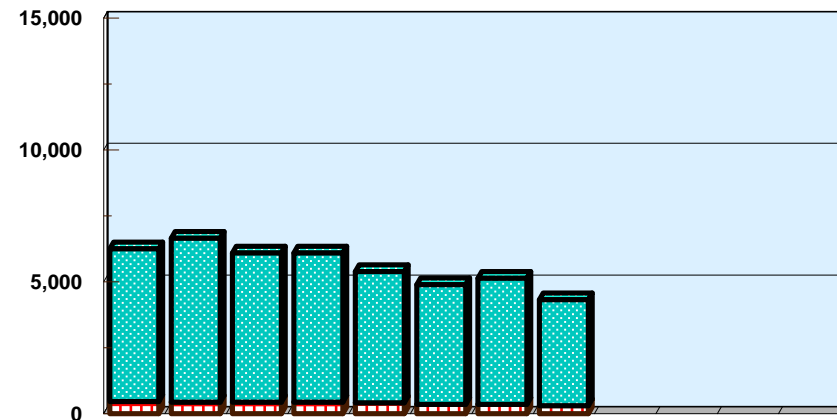
**Field Operations Programs  
Child Support Enforcement Program**

**NUMBER OF CHILDREN FOR WHOM  
PATERNITY WAS ESTABLISHED**



	07/16	08/16	09/16	10/16	11/16	12/16	01/17	02/17	03/17	04/17	05/17	06/17
<b>TANF</b>	55	90	70	75	48	75	67	61				
<b>Non-TANF</b>	798	1,449	1,293	1,246	1,044	980	988	995				

**NONCUSTODIAL PARENTS LOCATED**



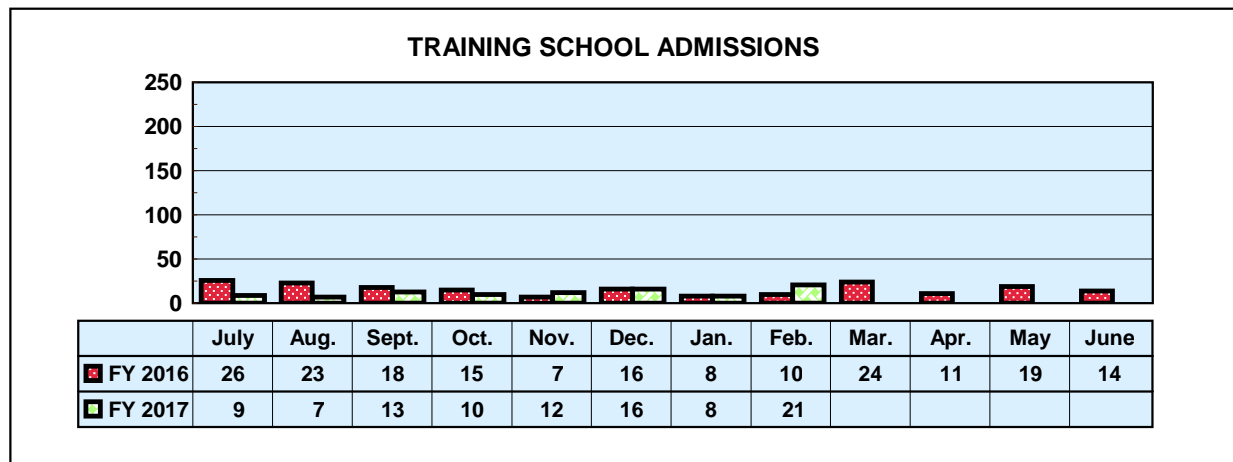
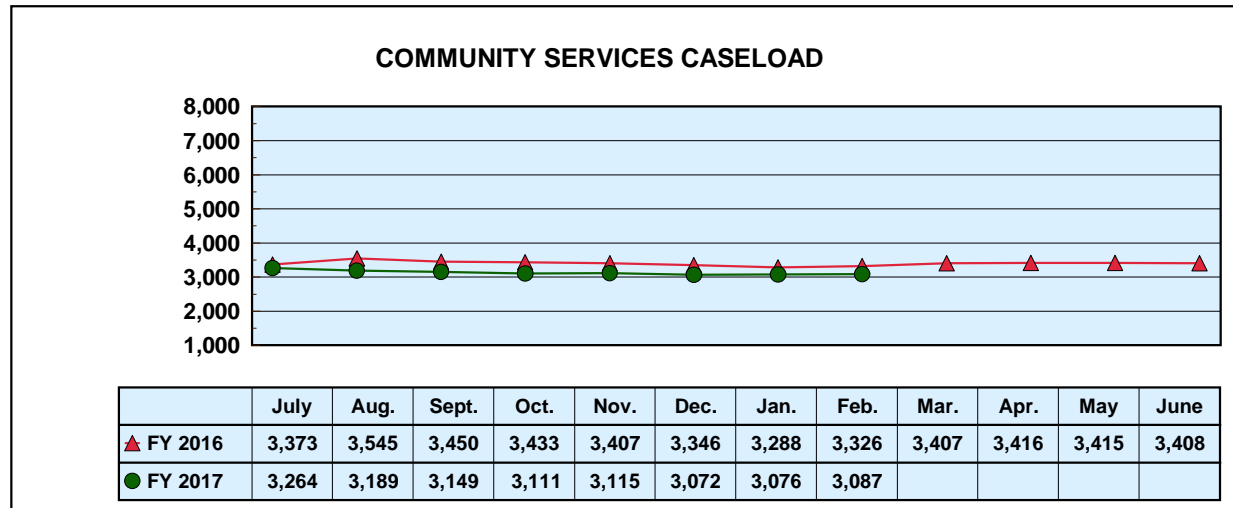
	07/16	08/16	09/16	10/16	11/16	12/16	01/17	02/17	03/17	04/17	05/17	06/17
<b>TANF</b>	465	445	444	437	423	357	360	306				
<b>Non-TANF</b>	5,789	6,211	5,654	5,662	4,975	4,541	4,784	4,026				

**Mississippi Department of Human Services  
Graphic Overview of Program Data**

Month: February 2017

Date Released: 04/17/17

**Division of Youth Services**



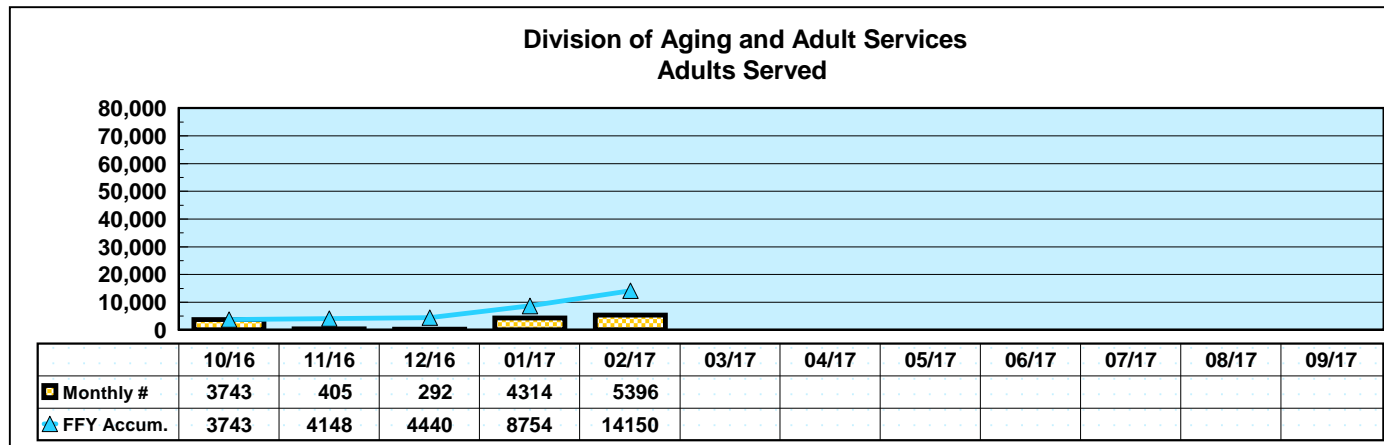
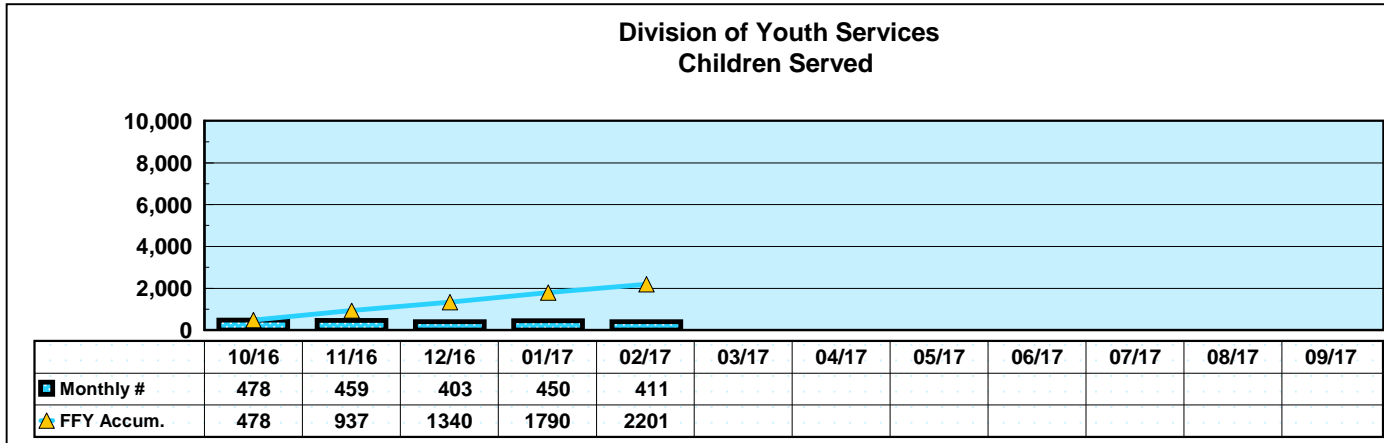
**Mississippi Department of Human Services  
Graphic Overview of Program Data**

Month: February 2017

**Social Services Block Grant**

Date Released: 04/17/17

**NEW CLIENTS SERVED  
FEDERAL FISCAL YEAR 2017\***



\*Reflects unduplicated count of clients served monthly.

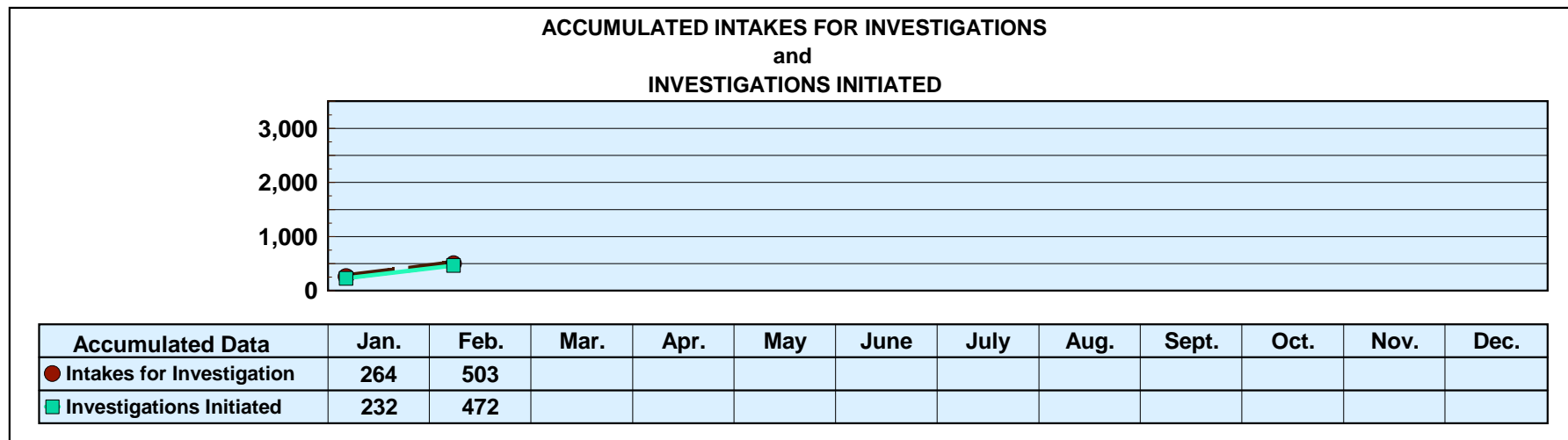
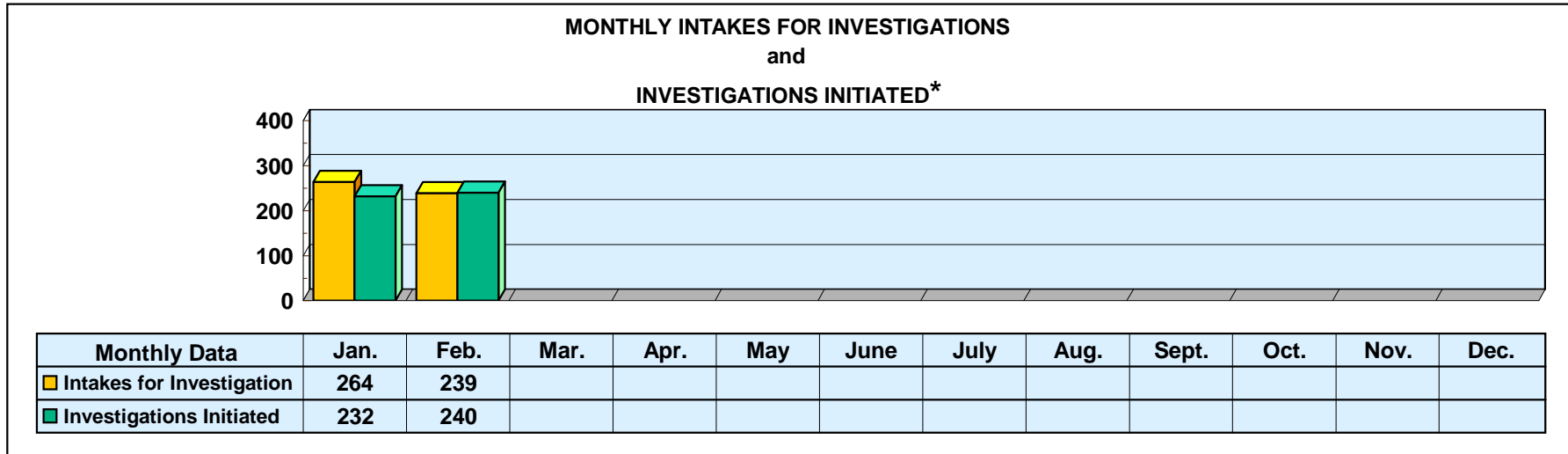


**Mississippi Department of Human Services  
Graphic Overview of Program Data**

Date Released: 04/17/17

Month: February 2017

**Division of Aging and Adult Services  
ADULT PROTECTIVE SERVICES**



\*An approximate manual count.

Prepared by Research and Statistics Unit, Division of Budgets and Accounting.