



MONTHLY STATISTICAL REPORT

John Davis, Executive Director

FIELD OPERATIONS PROGRAMS

Month: March 2017 Date Released: 05/15/2017

TEMPORARY ASSISTANCE FOR NEEDY FAMILIES¹

	MONEY PAYMENT		ONE-MONTH SUSPEND TANF	AVERAGE GRANT	Net Change From: February 2017			
	GRANT	ZERO GRANT ²			GRANT	ZERO GRANT	ONE-MONTH SUSPEND TANF	AVERAGE GRANT
Families	5,147	23	0	\$137.84	(149)	10	(6)	(\$0.30)
Recipients	10,179	44	0	\$69.70	(393)	12	(10)	\$0.50
Adults	2,129	13	0		(97)	4	(5)	
Children	8,050	31	0		(296)	8	(5)	
TOTAL GRANT AMOUNT				\$709,474	(\$22,122)			

SUPPLEMENTAL NUTRITION ASSISTANCE PROGRAM (SNAP)

	NUMBER	AVERAGE BENEFIT VALUE	Net Change From: February 2017	
			NUMBER	AVERAGE BENEFIT VALUE
Households	243,474	\$253.17	(1,922)	(\$1.23)
Persons	535,215	\$115.17	(4,929)	(\$0.41)
BENEFIT VALUE	\$61,640,494		(\$787,498)	
COST PER MEAL	\$1.24		(\$0.14)	

TANF AND SNAP COLLECTIONS

	AMOUNT	Net Change From: February 2017
TANF/AFDC Overpayment Collections	\$1,883	\$145
SNAP Overissuance Collections	\$2,421,724	\$2,058,377

¹ Total TANF program [TANF-Basic and TANF-Unemployed Parent (UP)]. Totals include UP data: 2 cases, 7 recipients, \$364 grant amount.

² Cases eligible for a money payment, but not legally entitled to a check because of \$10 minimum payment.

Prepared by Research and Statistics Unit, Division of Budgets and Accounting.



MONTHLY STATISTICAL REPORT

FIELD OPERATIONS PROGRAMS

Month: March 2017

Date Released: 05/15/2017

CHILD SUPPORT CASELOAD DATA

	CASES	Net Change From: February 2017
TOTAL	313,923	348
TANF/Foster Care	9,851	(15)
Non-TANF	278,753	789
TANF/Foster Care Arrears Only	23,228	(424)
Non-IV-D	2,091	(2)

NONCUSTODIAL PARENTS LOCATED

	NUMBER	Net Change From: February 2017
TOTAL	5,504	1,172
TANF/Foster Care Arrears Only	399	93
Non-TANF	5,105	1,079

CASES WITH COLLECTIONS

	NUMBER	Net Change From: February 2017
TOTAL CASES	81,676	2,074

TOTAL CHILD SUPPORT COLLECTIONS

	AMOUNT	Net Change From: February 2017
COLLECTED	\$50,392,697	\$23,852,993

Prepared by Research and Statistics Unit, Division of Budgets and Accounting.

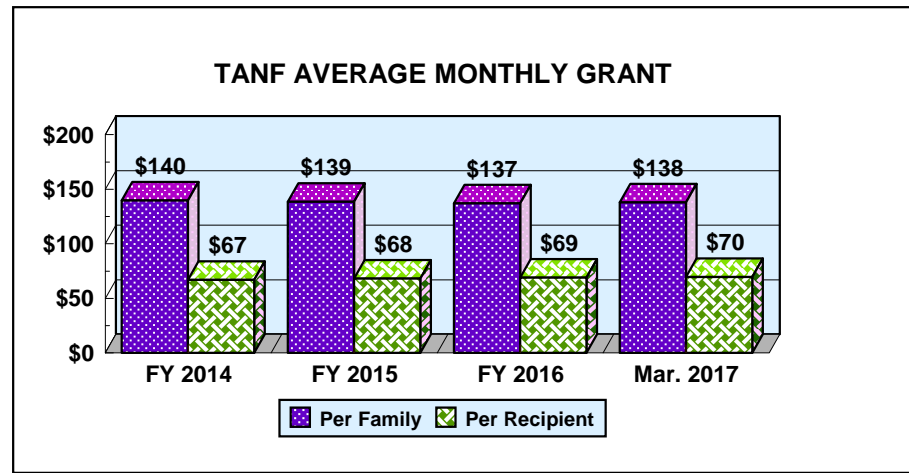
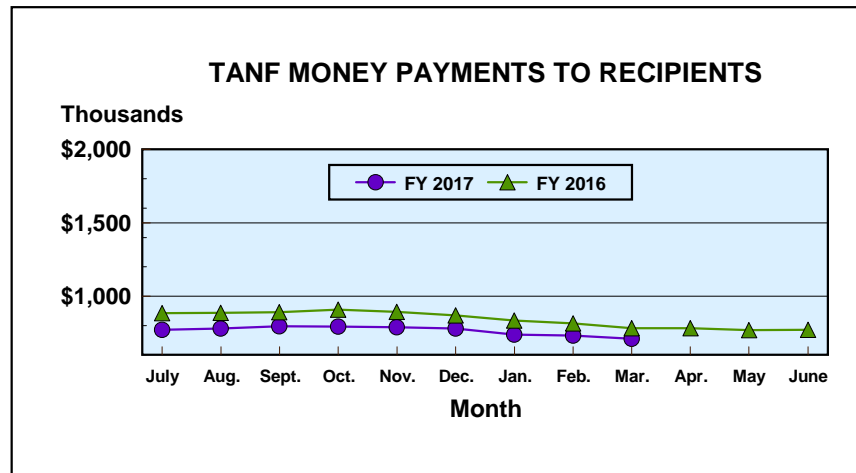
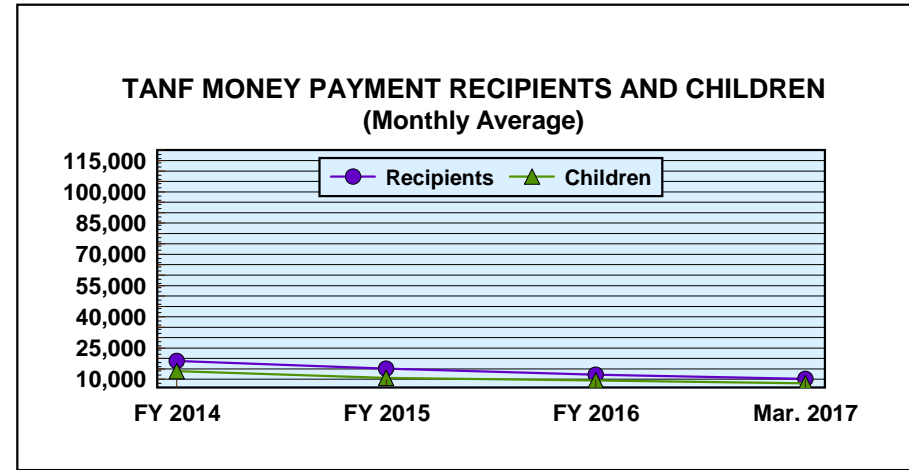
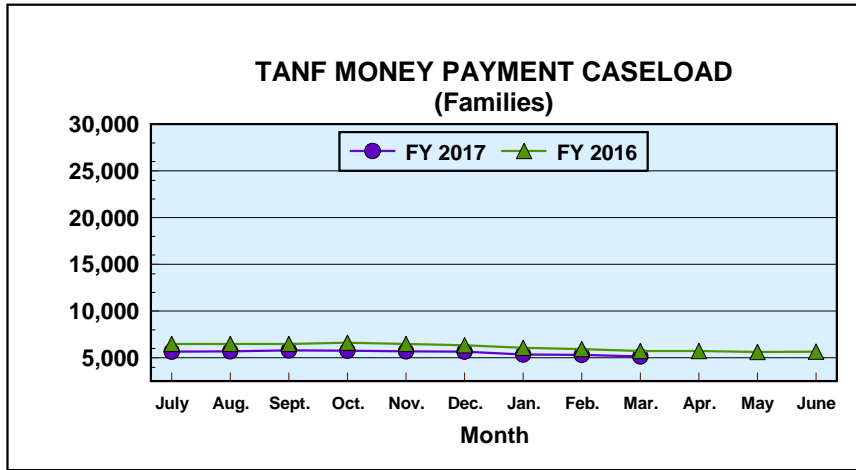
Mississippi Department of Human Services Graphic Overview of Program Data

Month: March 2017

Field Operations Programs

Date Released: 05/15/17

Temporary Assistance for Needy Families

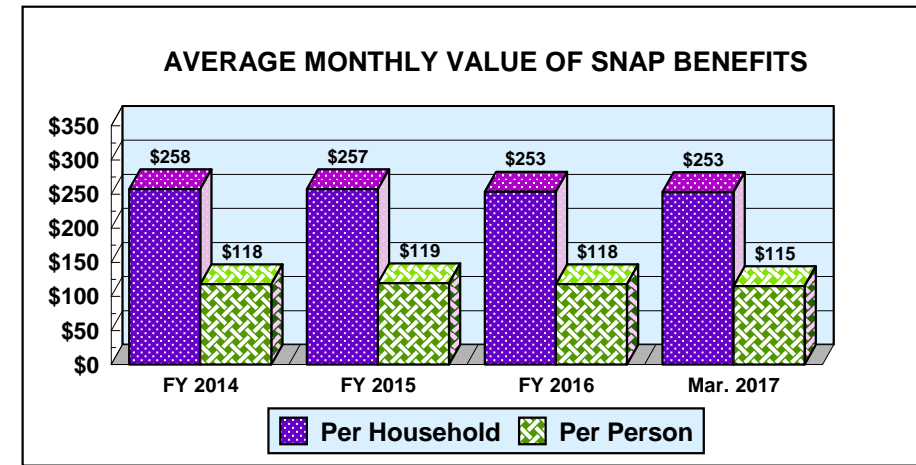
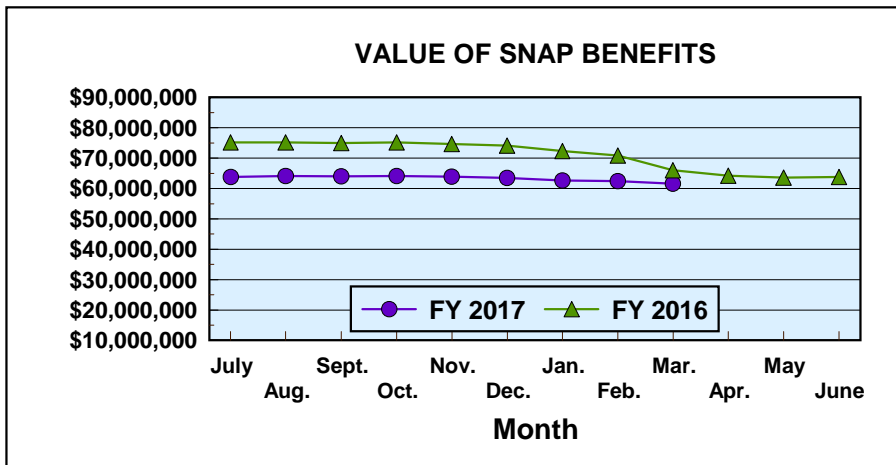
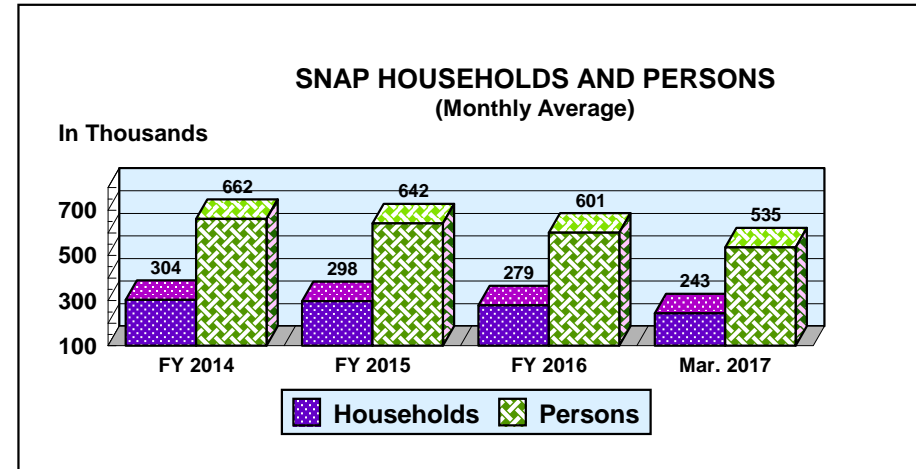
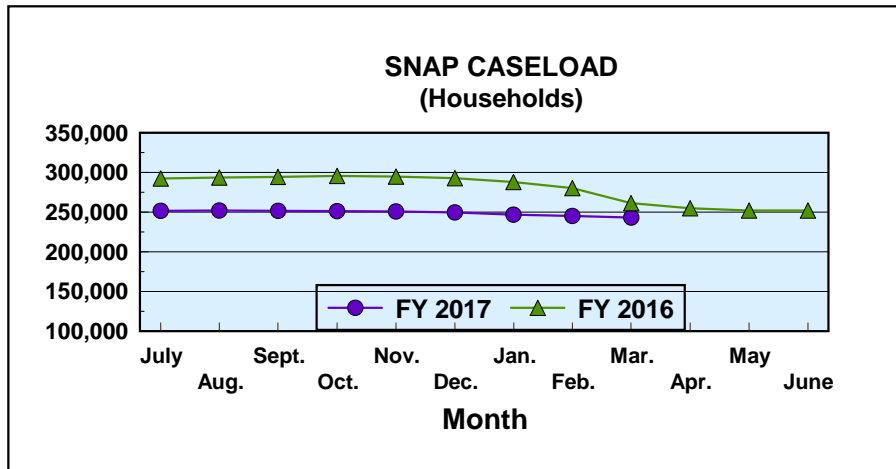


Mississippi Department of Human Services Graphic Overview of Program Data

Date Released: 05/15/17

Month: March 2017

Field Operations Programs Supplemental Nutrition Assistance Program (SNAP)

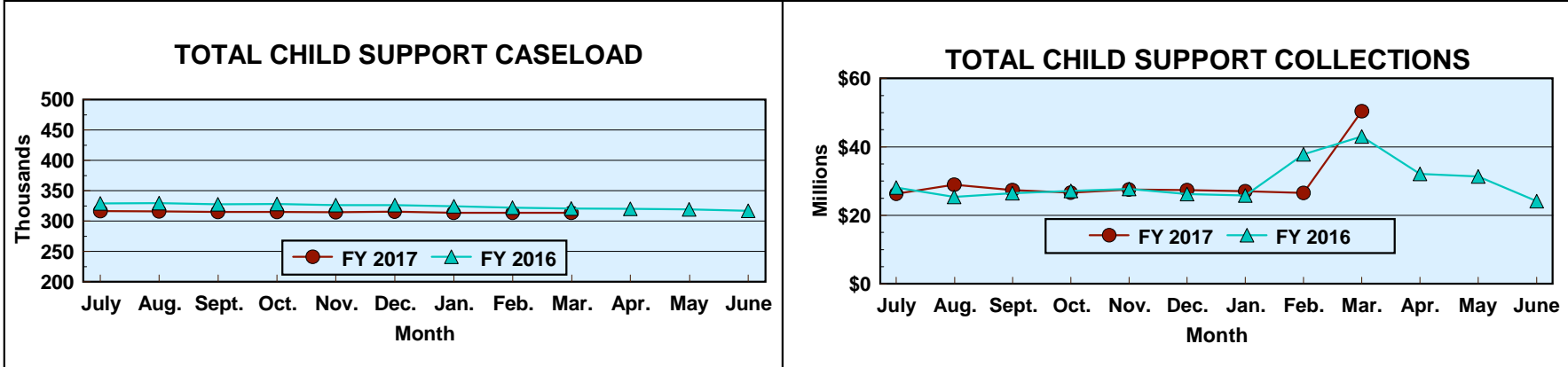


**Mississippi Department of Human Services
Graphic Overview of Program Data**

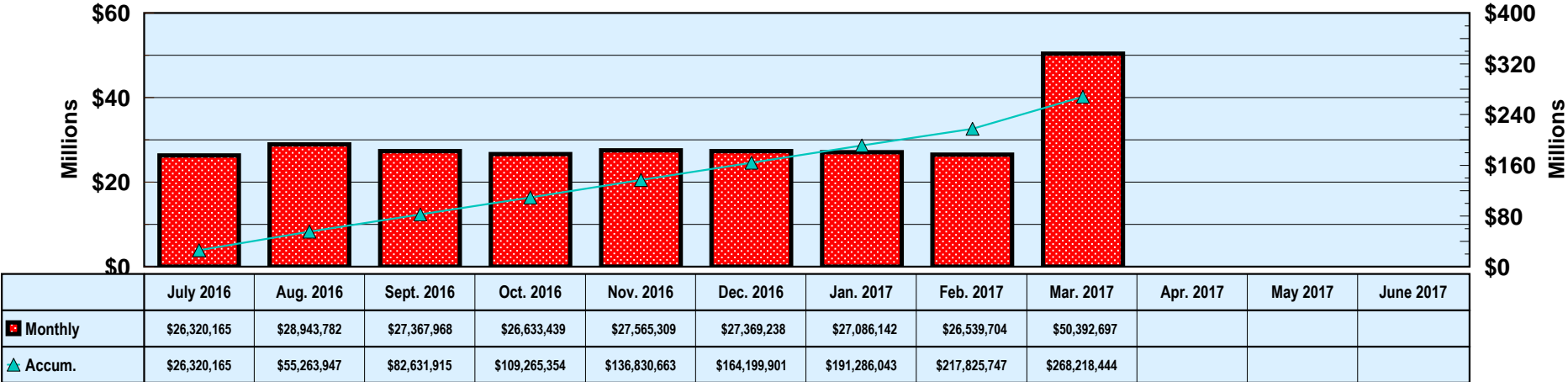
Month: March 2017

Date Released: 05/15/17

**Field Operations Programs
Child Support Enforcement Program**



**FY 2017 TOTAL COLLECTIONS
(ACCUMULATED MONTHLY)**



Prepared by Research and Statistics Unit, Division of Budgets and Accounting.


**Mississippi Department of Human Services
Graphic Overview of Program Data**

Month: March 2017

Date Released: 05/15/17

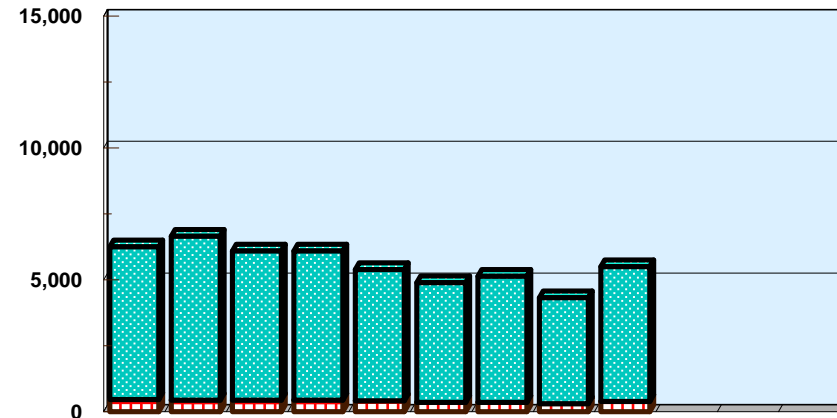
**Field Operations Programs
Child Support Enforcement Program**

**NUMBER OF CHILDREN FOR WHOM
PATERNITY WAS ESTABLISHED**



	07/16	08/16	09/16	10/16	11/16	12/16	01/17	02/17	03/17	04/17	05/17	06/17
TANF	55	90	70	75	48	75	67	61	86			
Non-TANF	798	1,449	1,293	1,246	1,044	980	988	995	1,044			

NONCUSTODIAL PARENTS LOCATED



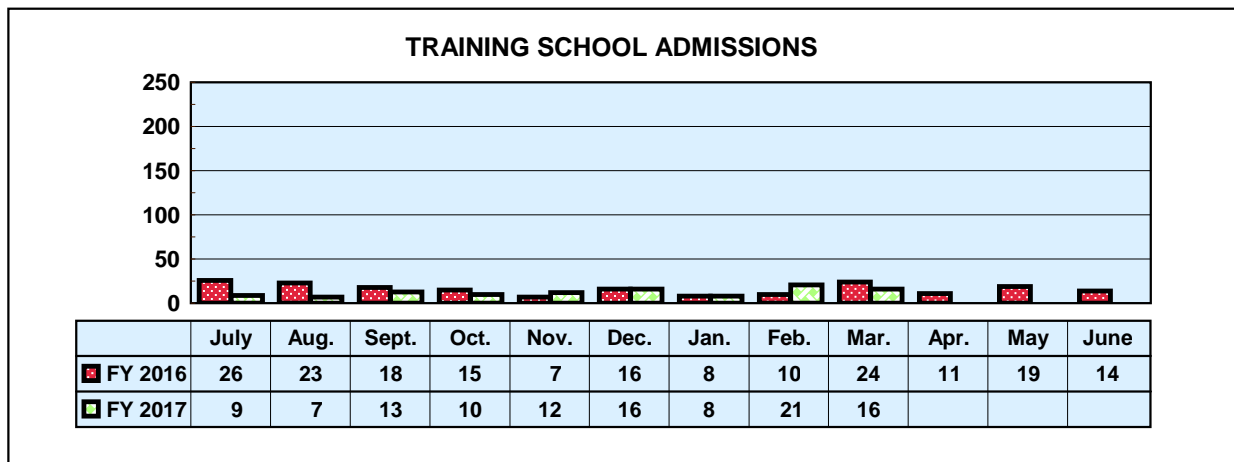
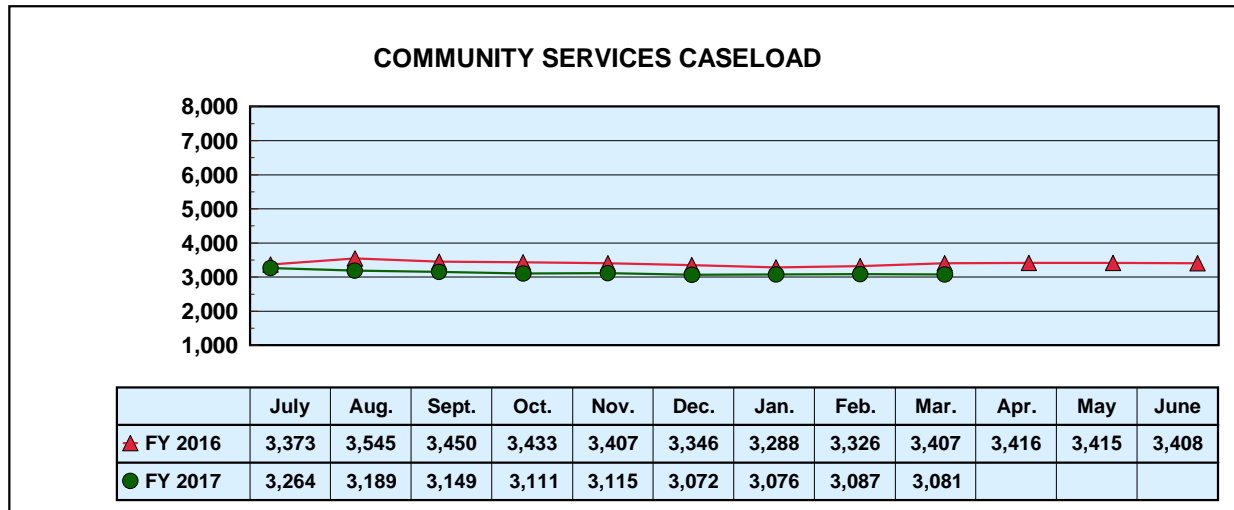
	07/16	08/16	09/16	10/16	11/16	12/16	01/17	02/17	03/17	04/17	05/17	06/17
TANF	465	445	444	437	423	357	360	306	399			
Non-TANF	5,789	6,211	5,654	5,662	4,975	4,541	4,784	4,026	5,105			

**Mississippi Department of Human Services
Graphic Overview of Program Data**

Month: March 2017

Date Released: 05/15/17

Division of Youth Services



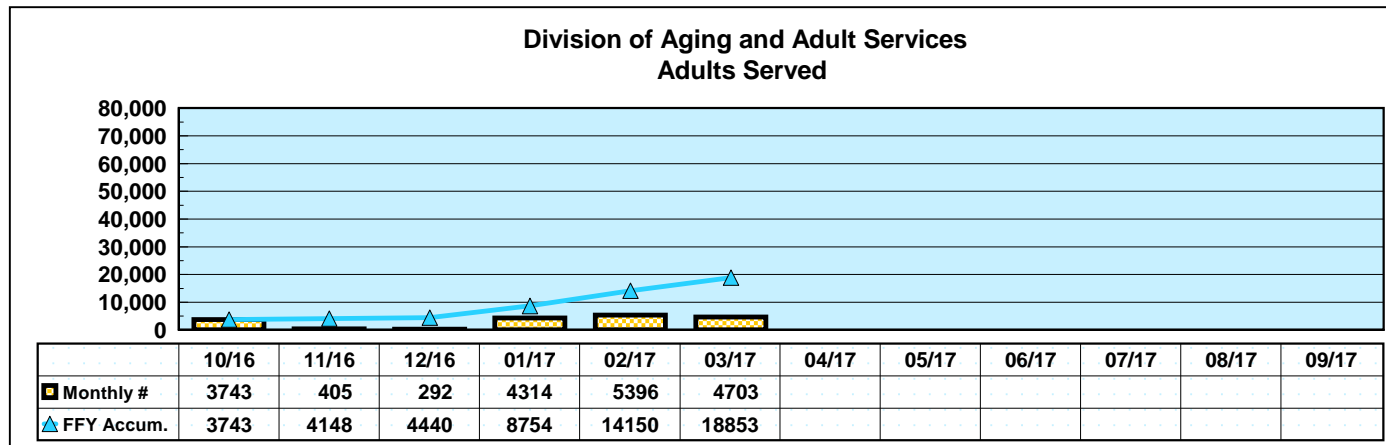
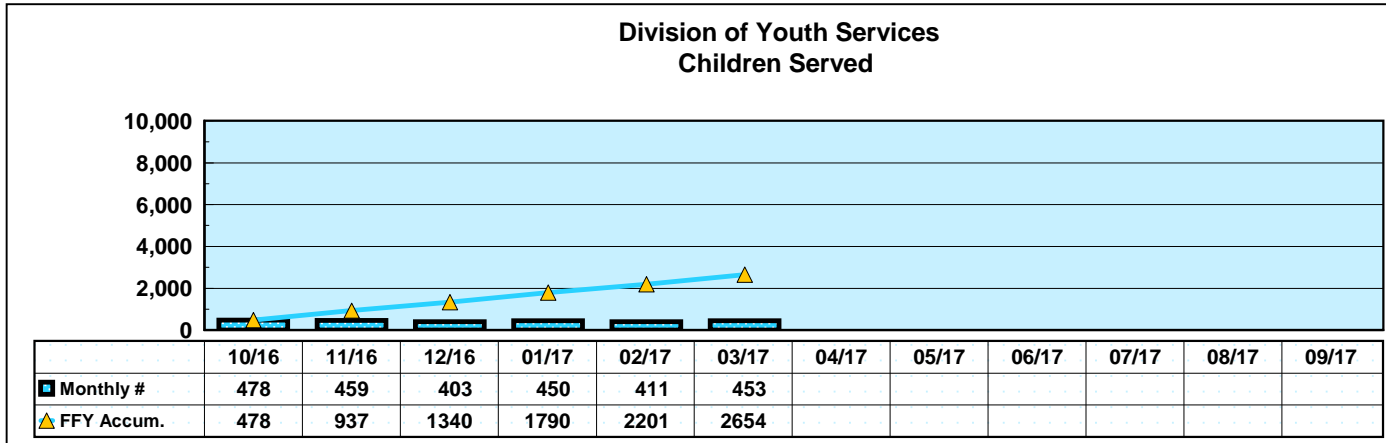
**Mississippi Department of Human Services
Graphic Overview of Program Data**

Month: March 2017

Social Services Block Grant

Date Released: 05/15/17

**NEW CLIENTS SERVED
FEDERAL FISCAL YEAR 2017***



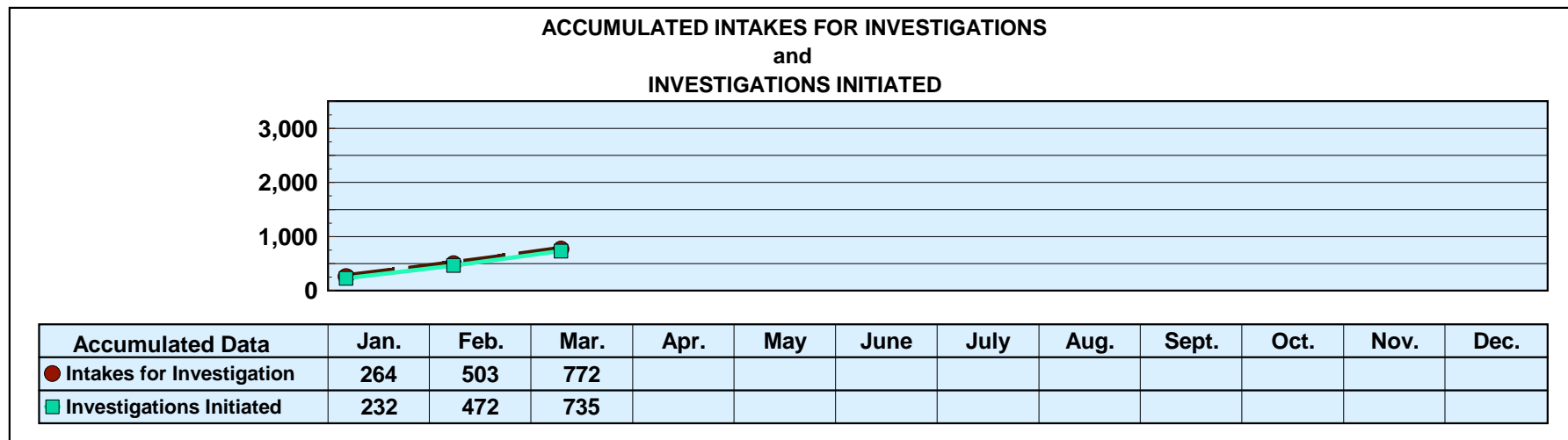
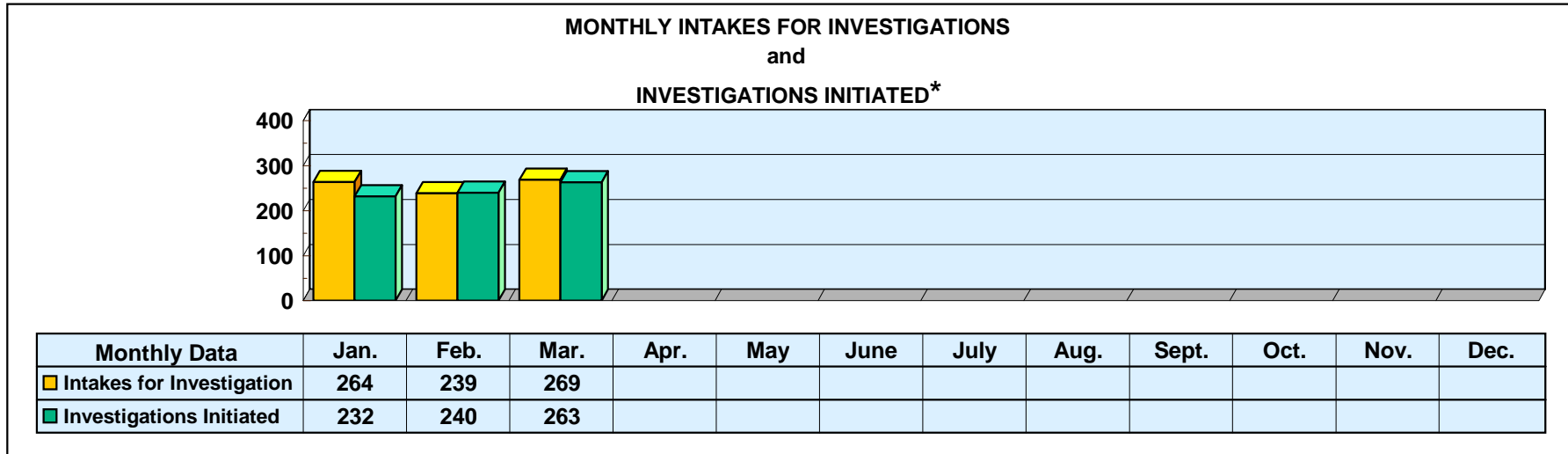
*Reflects unduplicated count of clients served monthly.

**Mississippi Department of Human Services
Graphic Overview of Program Data**

Month: March 2017

Date Released: 05/15/17

**Division of Aging and Adult Services
ADULT PROTECTIVE SERVICES**



*An approximate manual count.