



MONTHLY STATISTICAL REPORT

John Davis, Executive Director

FIELD OPERATIONS PROGRAMS

Month: November 2016 Date Released: 01/17/2017

TEMPORARY ASSISTANCE FOR NEEDY FAMILIES¹

	MONEY PAYMENT		ONE-MONTH SUSPEND TANF	AVERAGE GRANT	Net Change From: October 2016				
	GRANT	ZERO GRANT ²			GRANT	GRANT	ZERO GRANT	ONE-MONTH SUSPEND TANF	AVERAGE GRANT
Recipients	11,388	38	12	\$69.16	(246)	(13)	0	\$1.01	
Adults	2,491	13	4		(70)	(2)	(1)		
Children	8,897	25	8		(176)	(11)	1		
TOTAL GRANT AMOUNT				\$787,619	(\$5,241)				

SUPPLEMENTAL NUTRITION ASSISTANCE PROGRAM (SNAP)

	NUMBER	AVERAGE BENEFIT VALUE	Net Change From: October 2016	
			NUMBER	AVERAGE BENEFIT VALUE
Households	251,035	\$254.60	(570)	(\$0.07)
Persons	552,920	\$115.59	(1,344)	(\$0.02)
BENEFIT VALUE	\$63,913,675		(\$162,454)	
COST PER MEAL	\$1.28		\$0.04	

TANF AND SNAP COLLECTIONS

	AMOUNT	Net Change From: October 2016
TANF/AFDC Overpayment Collections	\$1,274	(\$822)
SNAP Overissuance Collections	\$344,062	\$24,746

¹ Total TANF program [TANF-Basic and TANF-Unemployed Parent (UP)]. Totals include UP data: 4 cases, 13 recipients, \$704 grant amount.

² Cases eligible for a money payment, but not legally entitled to a check because of \$10 minimum payment.



MONTHLY STATISTICAL REPORT

FIELD OPERATIONS PROGRAMS

Month: November 2016

Date Released: 01/17/2017

CHILD SUPPORT CASELOAD DATA

	CASES	Net Change From: October 2016
TOTAL	314,623	(679)
TANF/Foster Care	9,948	(5)
Non-TANF	278,953	(741)
TANF/Foster Care Arrears Only	23,595	68
Non-IV-D	2,127	(1)

NONCUSTODIAL PARENTS LOCATED

	NUMBER	Net Change From: October 2016
TOTAL	5,398	(701)
TANF/Foster Care Arrears Only	423	(14)
Non-TANF	4,975	(687)

CASES WITH COLLECTIONS

	NUMBER	Net Change From: October 2016
TOTAL CASES	81,264	(305)

TOTAL CHILD SUPPORT COLLECTIONS

	AMOUNT	Net Change From: October 2016
COLLECTED	\$27,565,309	\$931,870

Prepared by Research and Statistics Unit, Division of Budgets and Accounting.

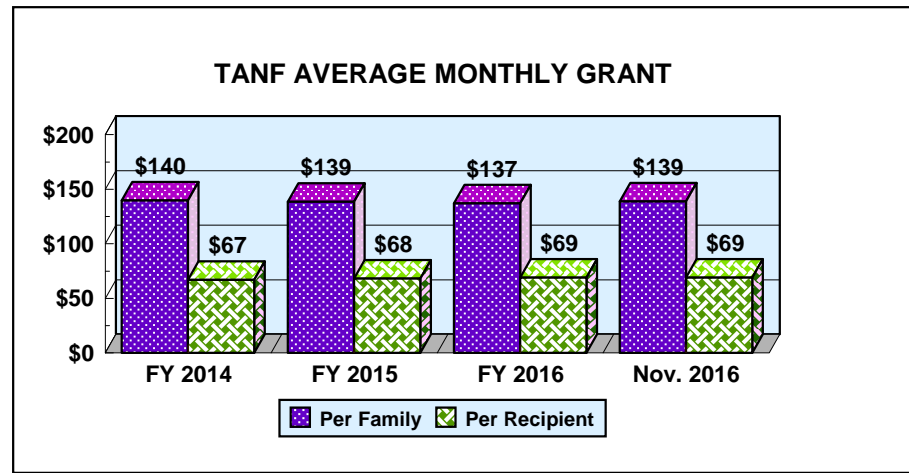
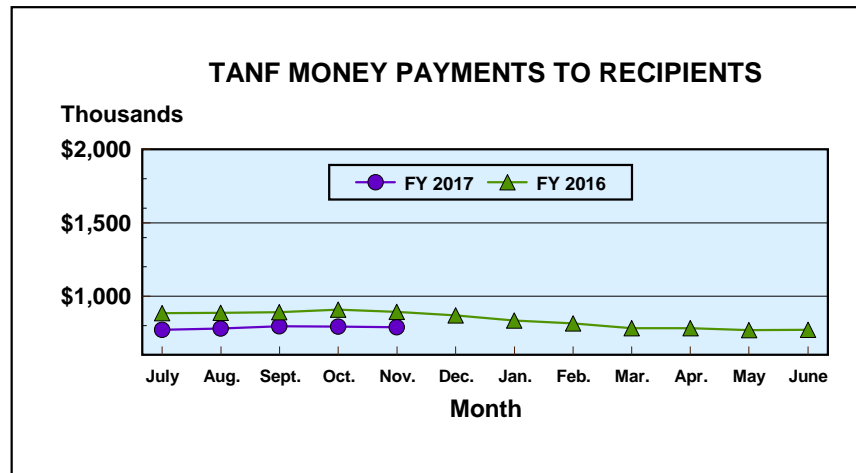
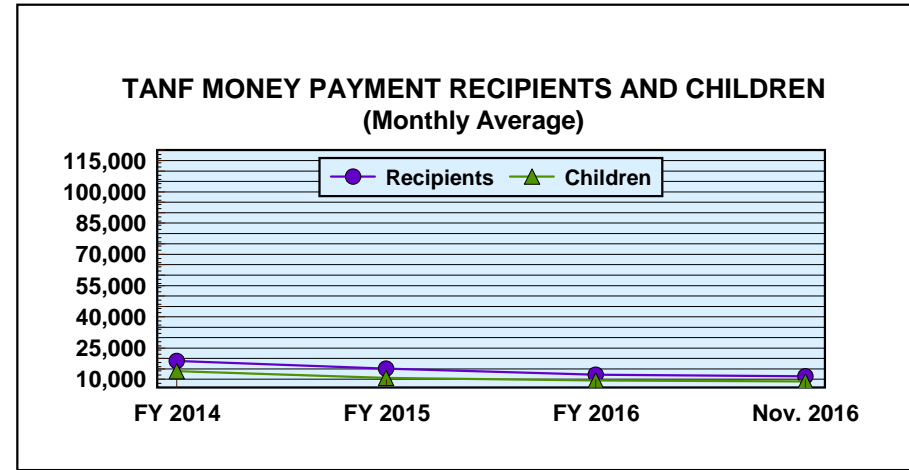
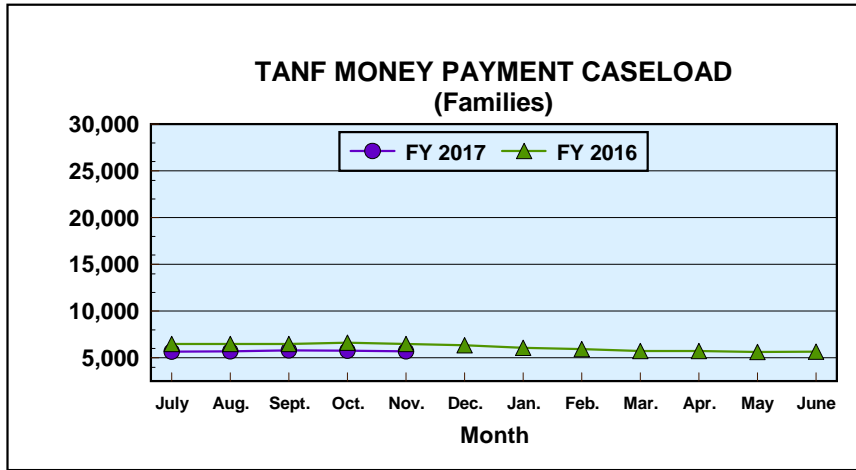
Mississippi Department of Human Services Graphic Overview of Program Data

Month: November 2016

Field Operations Programs

Date Released: 01/17/17

Temporary Assistance for Needy Families

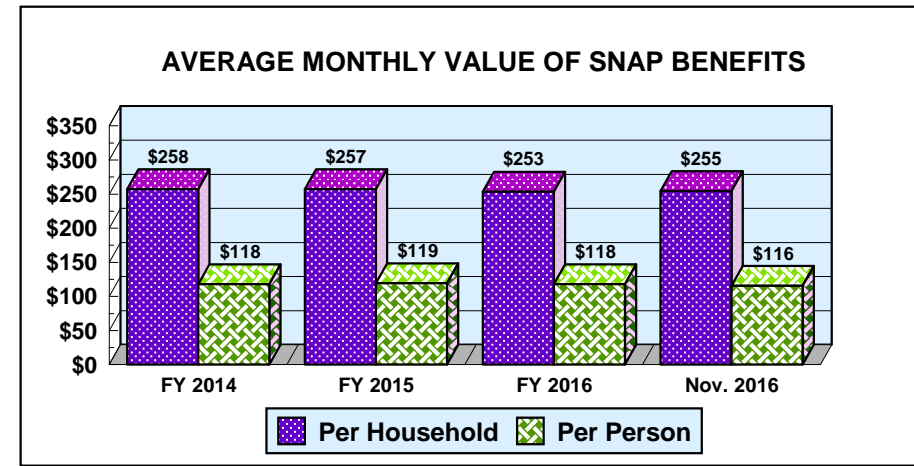
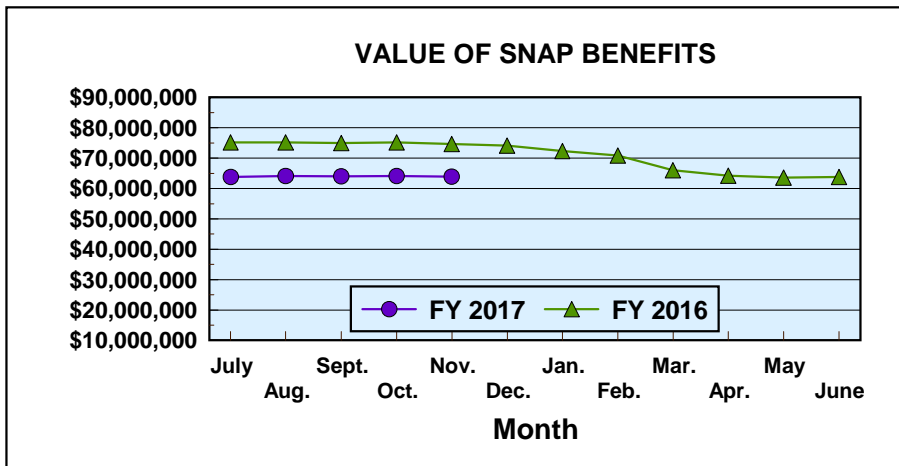
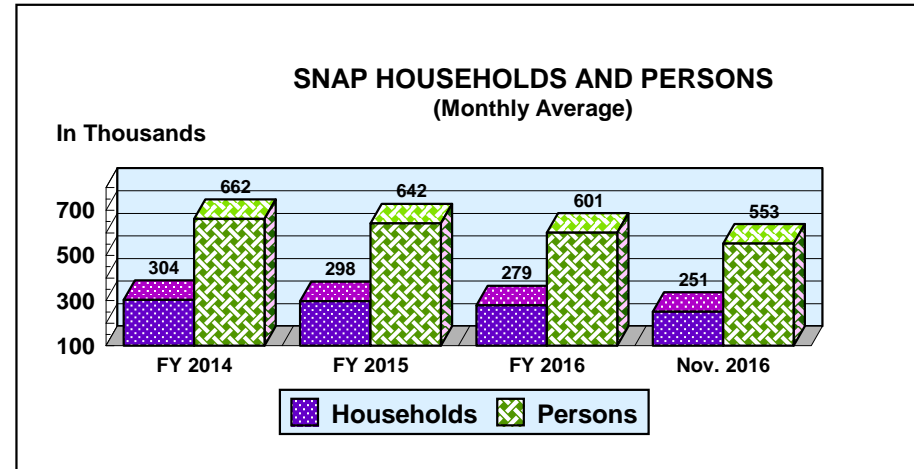
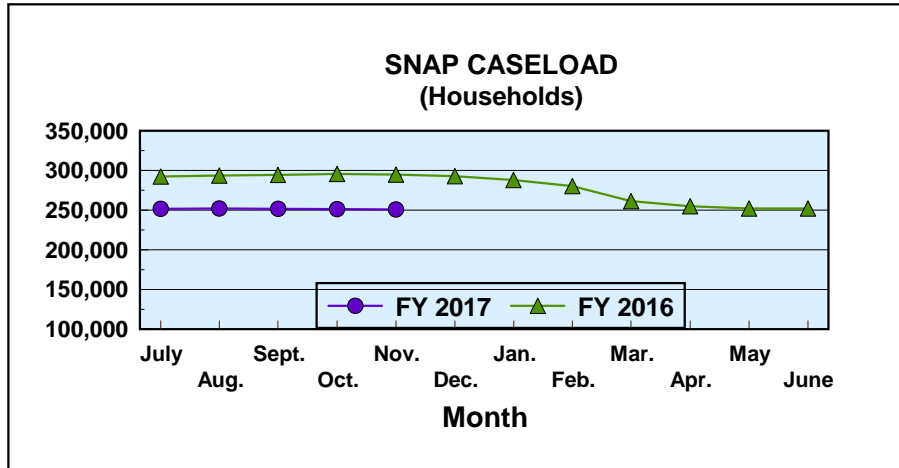


Mississippi Department of Human Services Graphic Overview of Program Data

Date Released: 01/17/17

Month: November 2016

Field Operations Programs Supplemental Nutrition Assistance Program (SNAP)

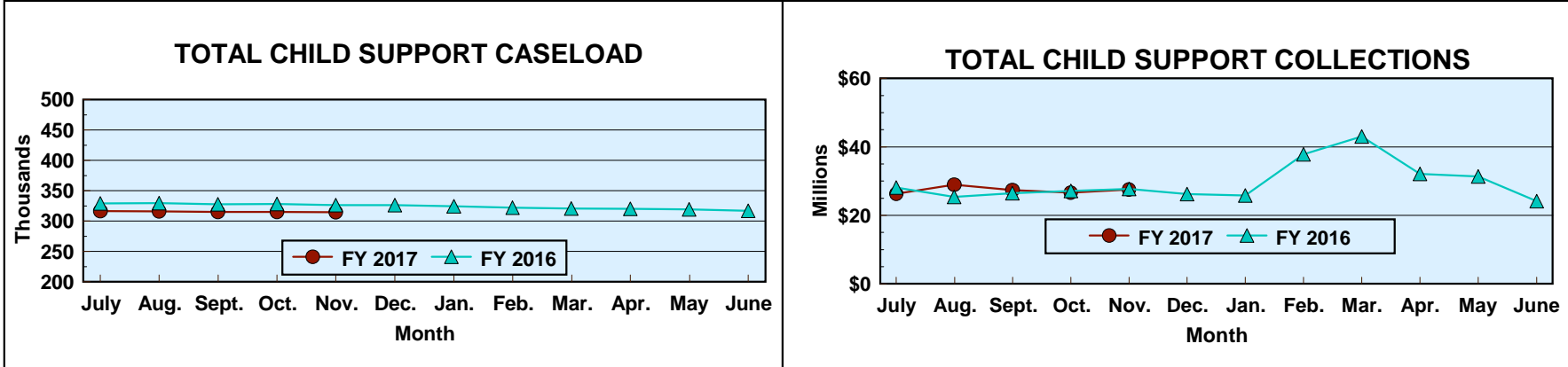


**Mississippi Department of Human Services
Graphic Overview of Program Data**


Month: November 2016

Date Released: 01/17/17

**Field Operations Programs
Child Support Enforcement Program**



**FY 2017 TOTAL COLLECTIONS
(ACCUMULATED MONTHLY)**



Prepared by Research and Statistics Unit, Division of Budgets and Accounting.

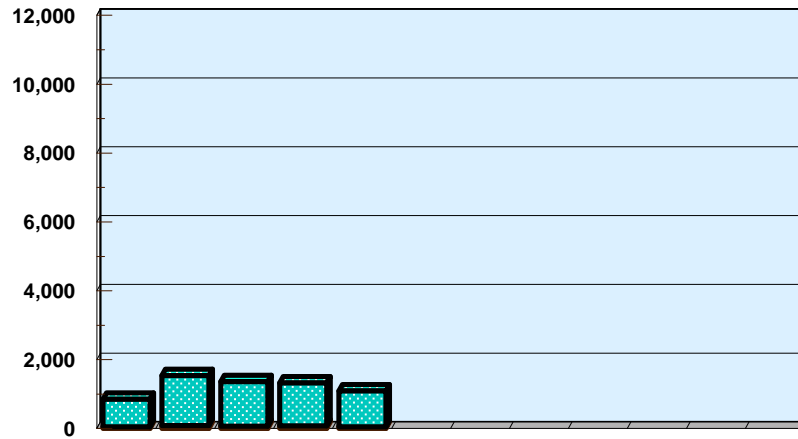
**Mississippi Department of Human Services
Graphic Overview of Program Data**

Month: November 2016

Date Released: 01/17/17

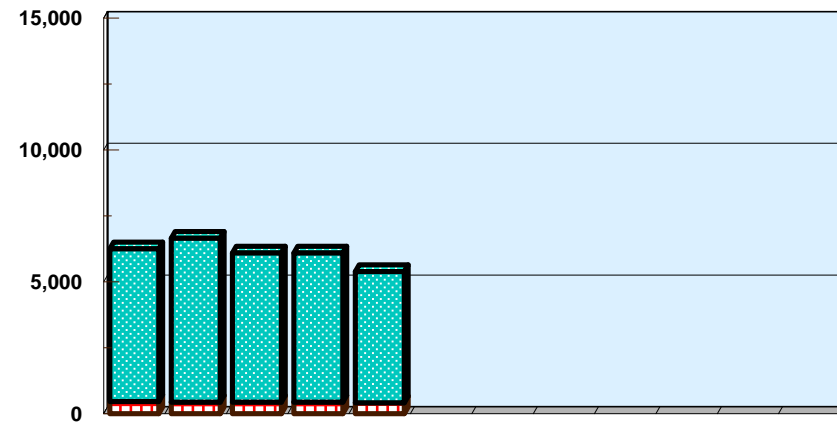
**Field Operations Programs
Child Support Enforcement Program**

**NUMBER OF CHILDREN FOR WHOM
PATERNITY WAS ESTABLISHED**



	07/16	08/16	09/16	10/16	11/16	12/16	01/17	02/17	03/17	04/17	05/17	06/17
TANF	55	90	70	75	48							
Non-TANF	798	1,449	1,293	1,246	1,044							

NONCUSTODIAL PARENTS LOCATED



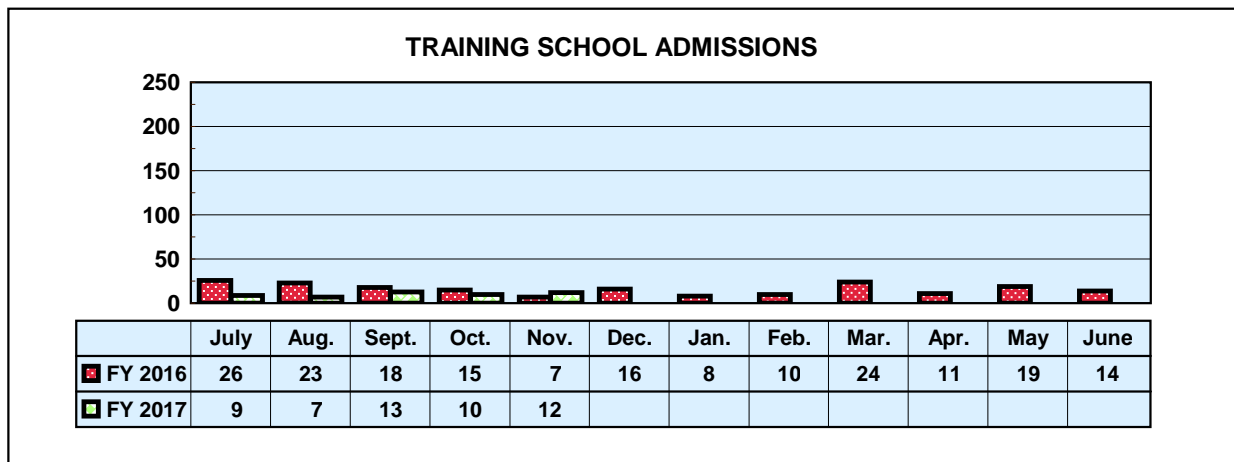
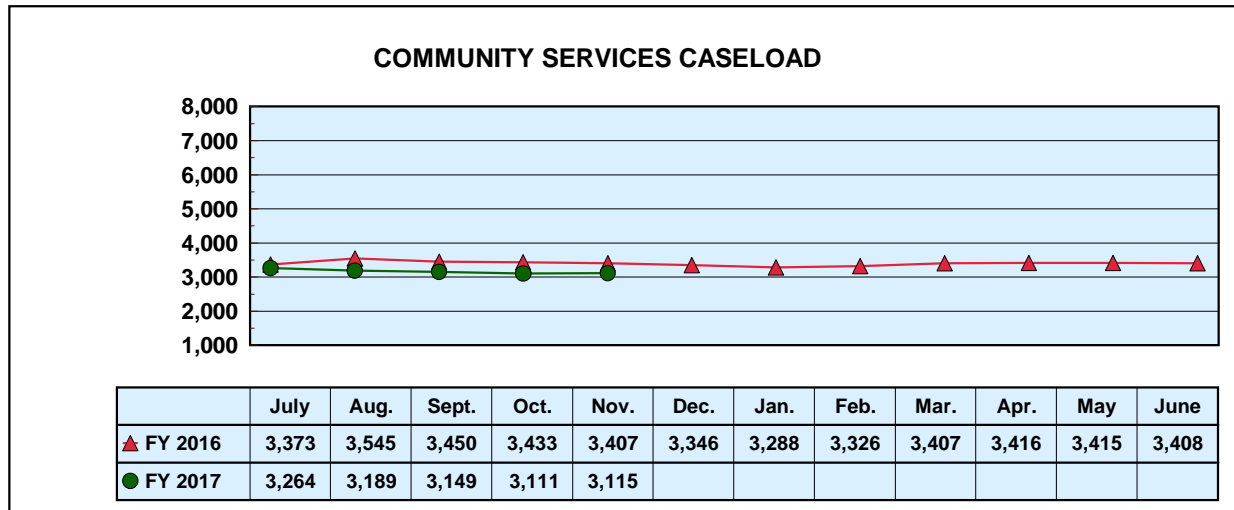
	07/16	08/16	09/16	10/16	11/16	12/16	01/17	02/17	03/17	04/17	05/17	06/17
TANF	465	445	444	437	423							
Non-TANF	5,789	6,211	5,654	5,662	4,975							

**Mississippi Department of Human Services
Graphic Overview of Program Data**

Month: November 2016

Date Released: 01/17/17

Division of Youth Services



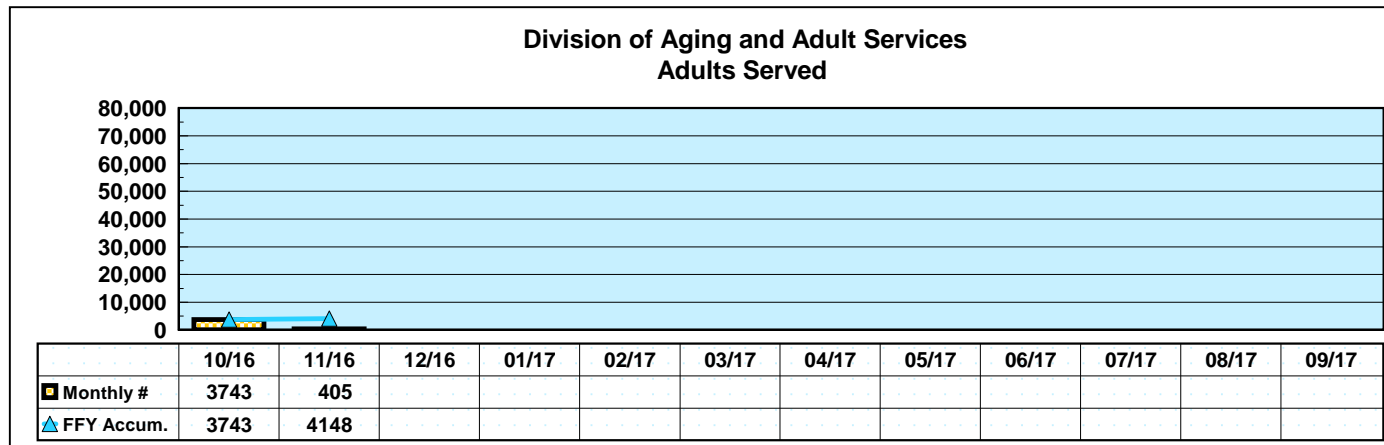
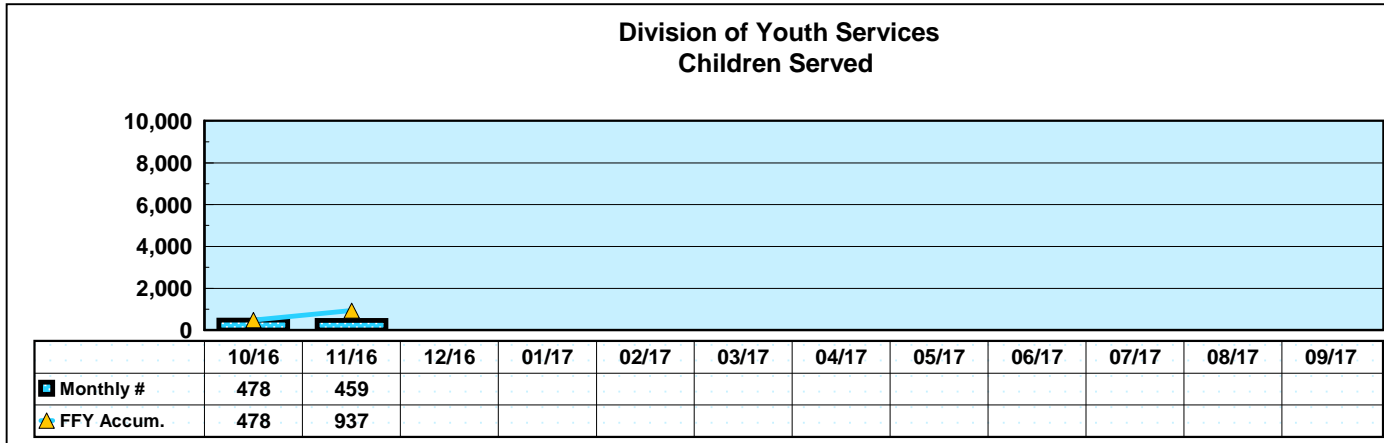
**Mississippi Department of Human Services
Graphic Overview of Program Data**

Month: November 2016

Social Services Block Grant

Date Released: 01/17/17

**NEW CLIENTS SERVED
FEDERAL FISCAL YEAR 2017***



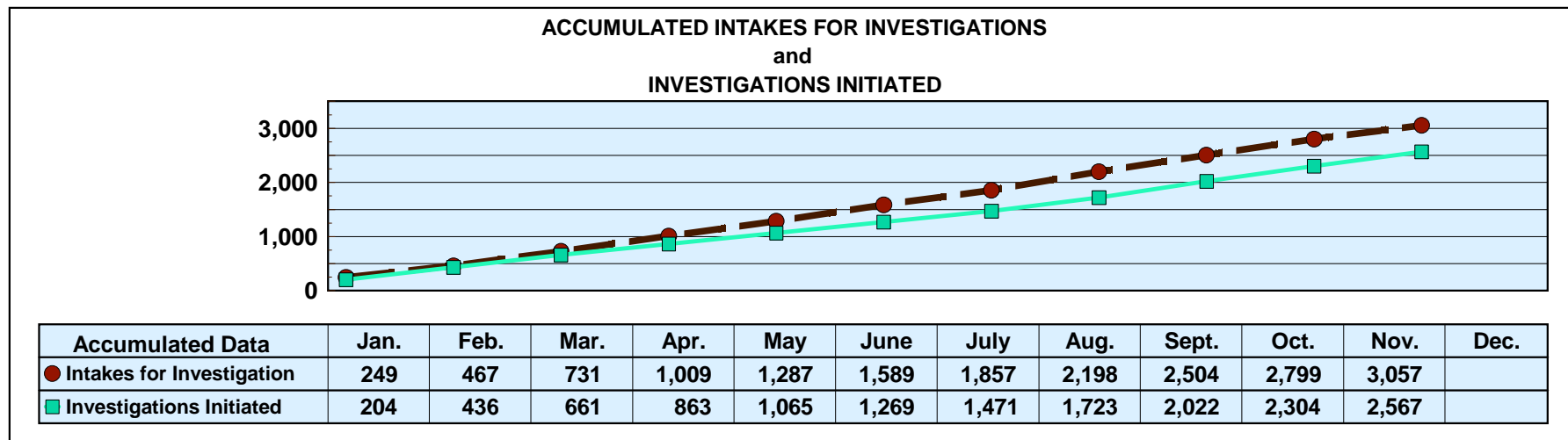
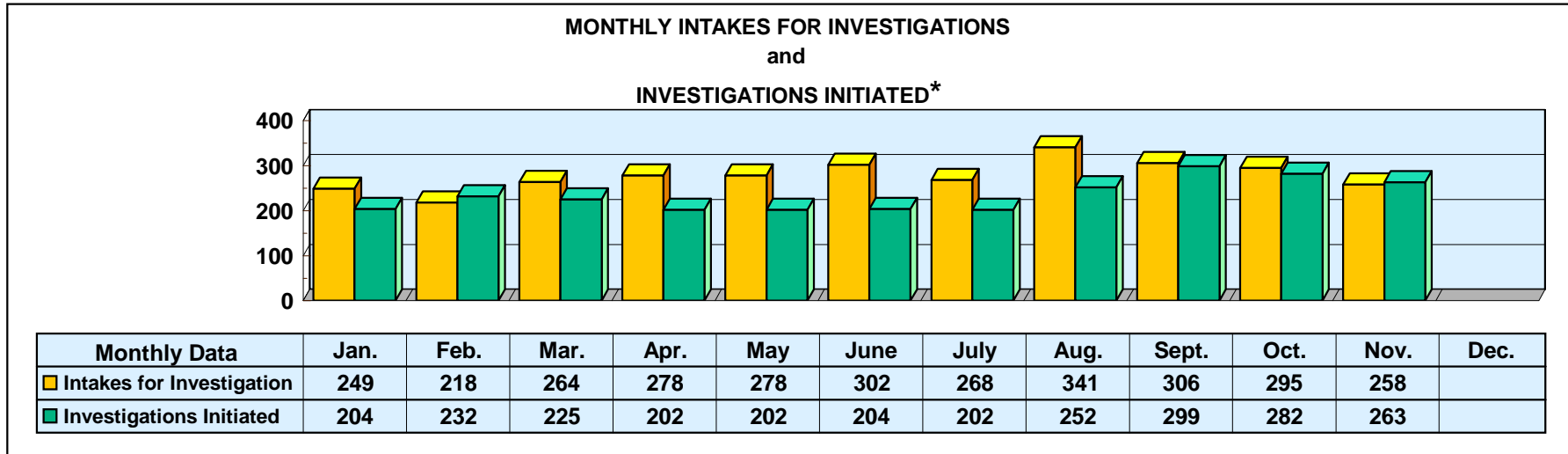
*Reflects unduplicated count of clients served monthly.

Mississippi Department of Human Services Graphic Overview of Program Data

Date Released: 01/17/17

Month: November 2016

Division of Aging and Adult Services ADULT PROTECTIVE SERVICES



*An approximate manual count.

Prepared by Research and Statistics Unit, Division of Budgets and Accounting.