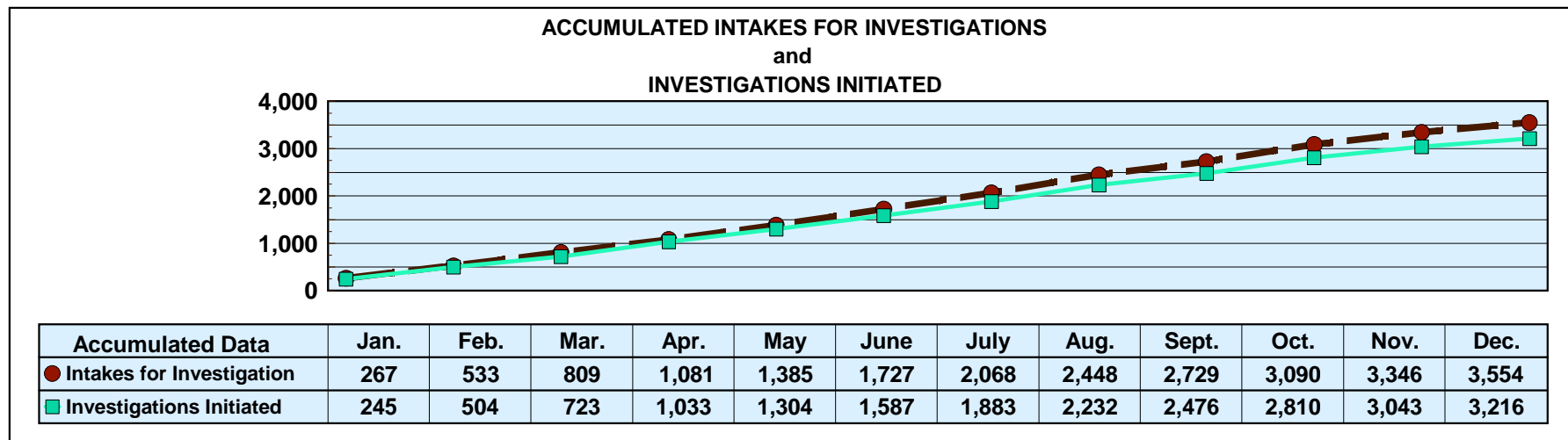
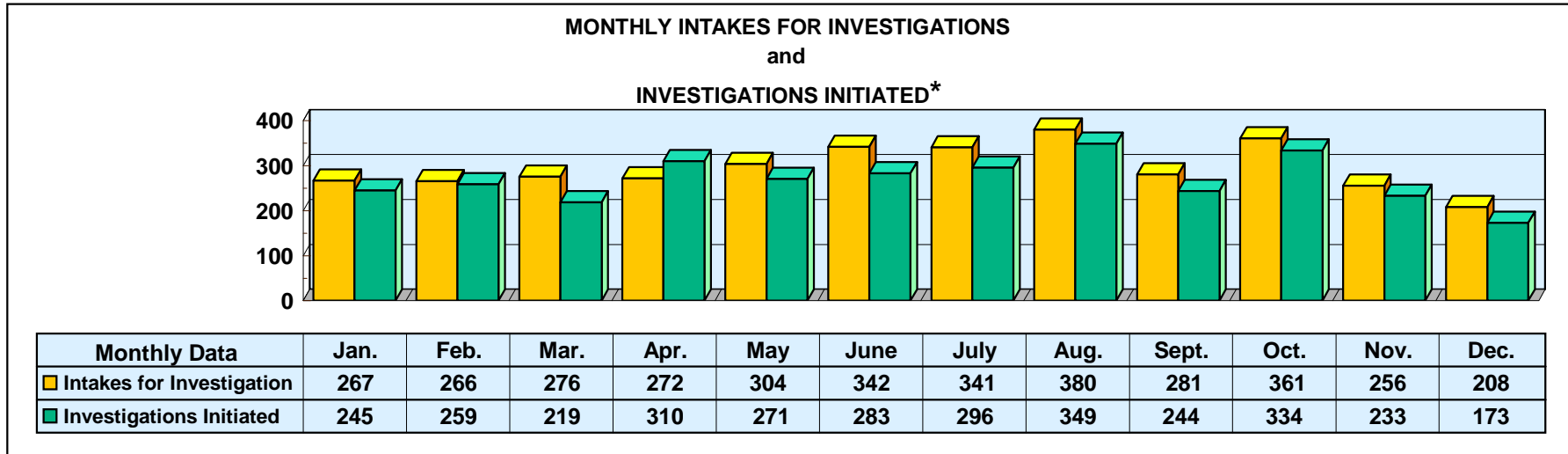


Mississippi Department of Human Services Graphic Overview of Program Data

Month: December 2018

Date Released: 02/18/2019

Division of Aging and Adult Services ADULT PROTECTIVE SERVICES



*An approximate manual count.

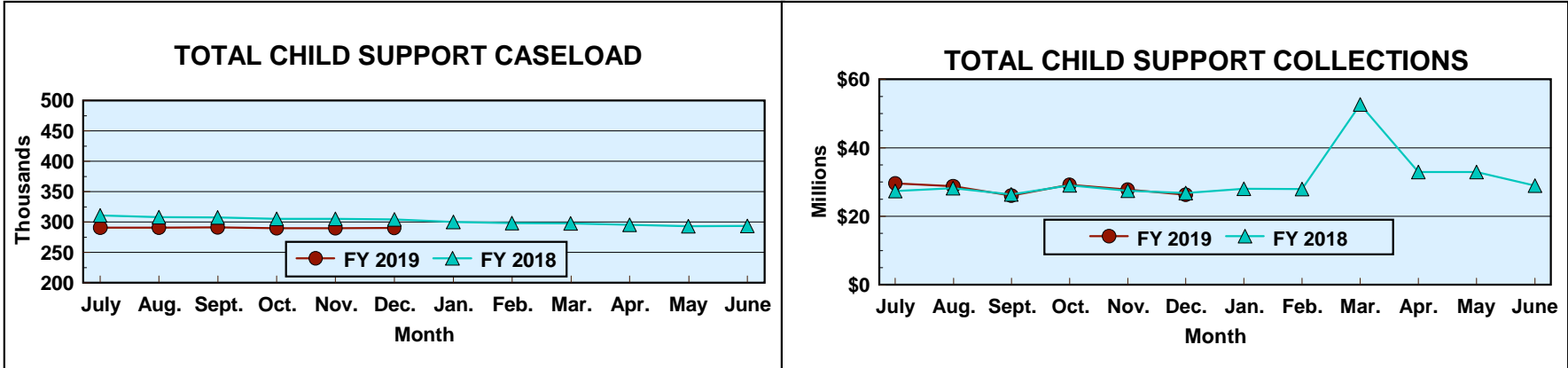
Prepared by Cost Allocation Unit, Division of Budgets and Accounting.

Mississippi Department of Human Services Graphic Overview of Program Data

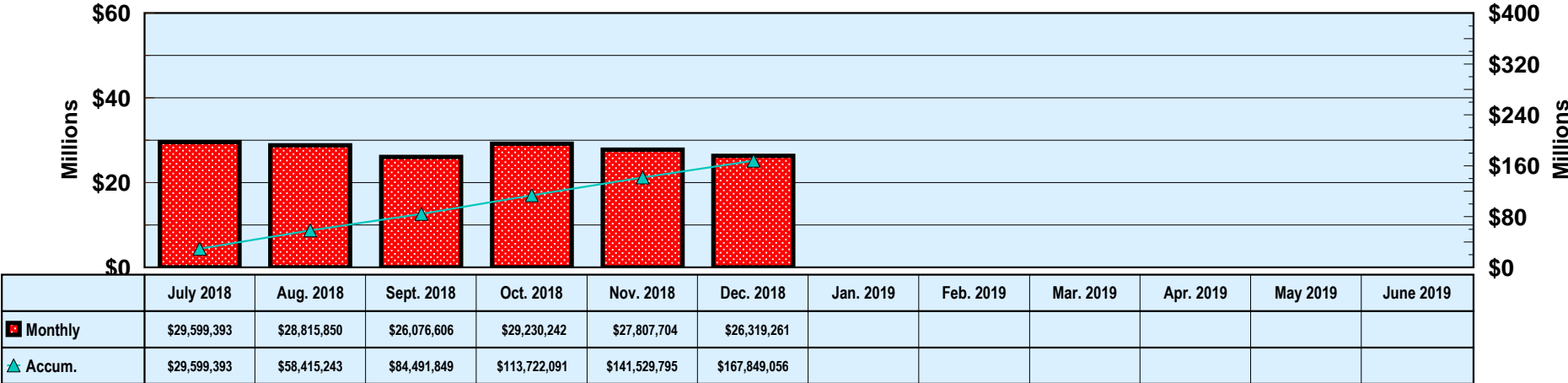
Month: December 2018

Date Released: 02/18/2019

Field Operations Programs Child Support Enforcement Program



FY 2019 TOTAL COLLECTIONS (ACCUMULATED MONTHLY)



Prepared by Cost Allocation Unit, Division of Budgets and Accounting.

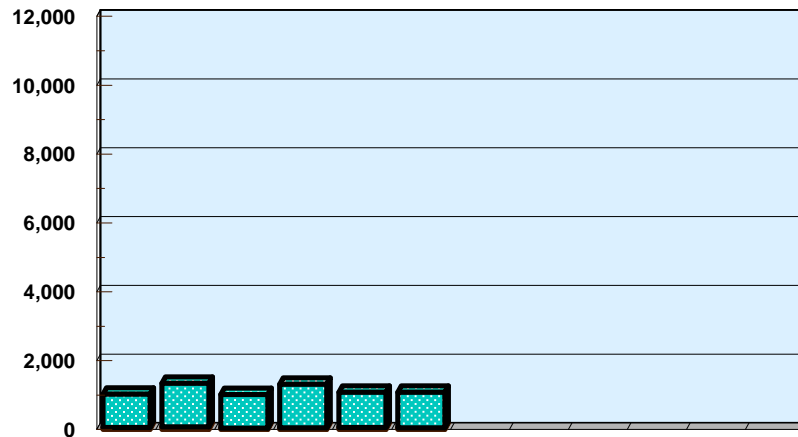
**Mississippi Department of Human Services
Graphic Overview of Program Data**

Month: December 2018

Date Released: 02/18/2019

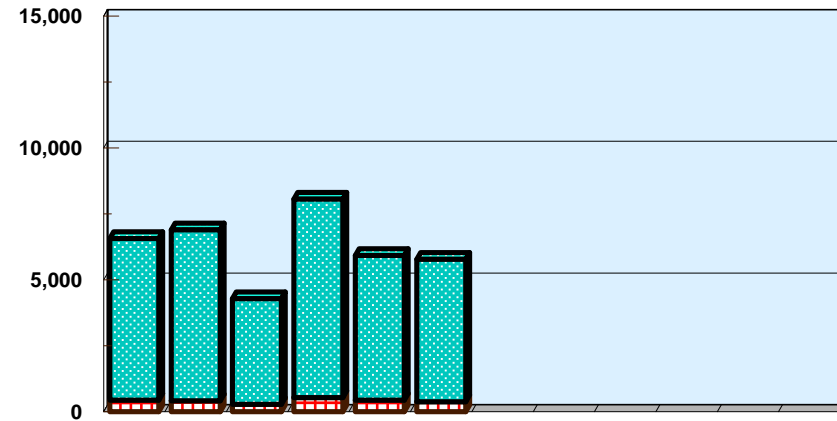
**Field Operations Programs
Child Support Enforcement Program**

**NUMBER OF CHILDREN FOR WHOM
PATERNITY WAS ESTABLISHED**



	07/18	08/18	09/18	10/18	11/18	12/18	01/19	02/19	03/19	04/19	05/19	06/19
TANF	59	75	39	52	56	48						
Non-TANF	964	1,264	978	1,262	1,028	1,034						

NONCUSTODIAL PARENTS LOCATED



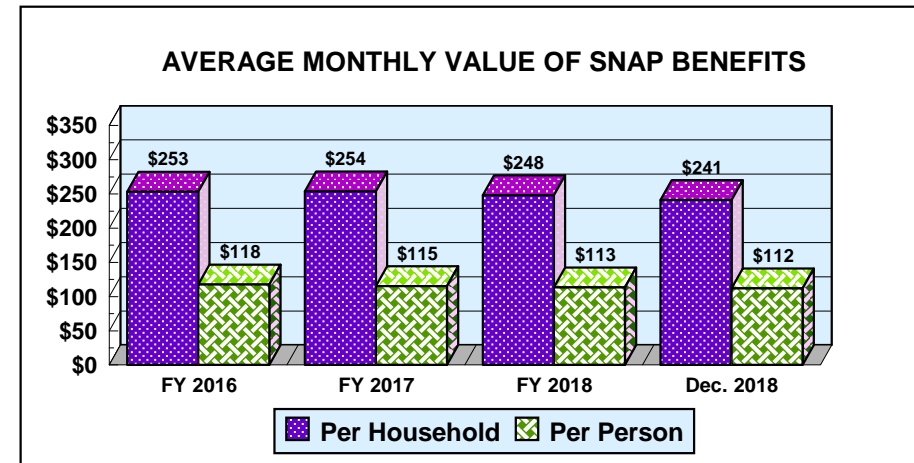
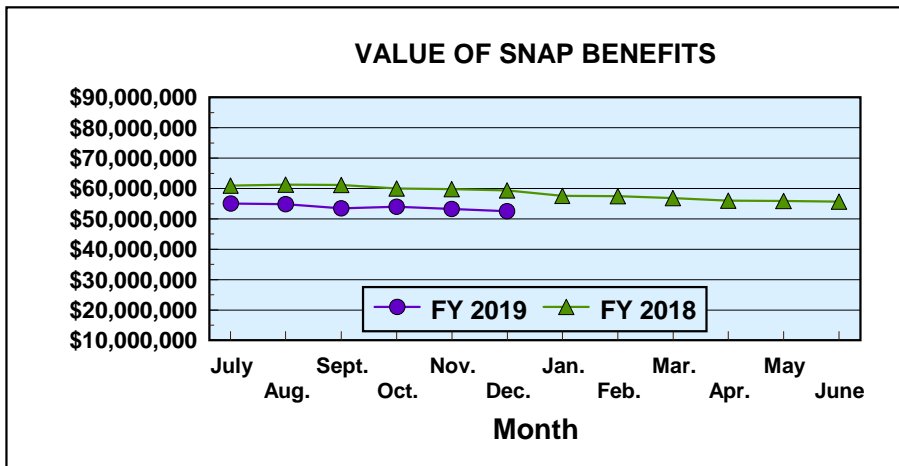
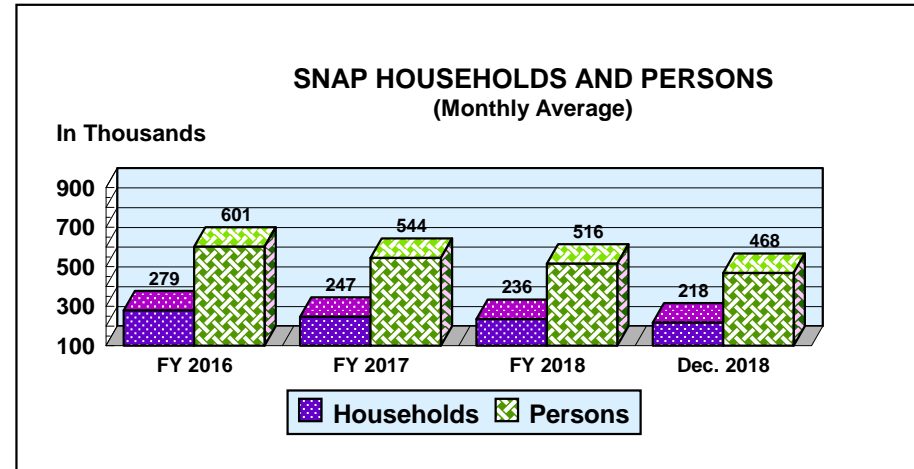
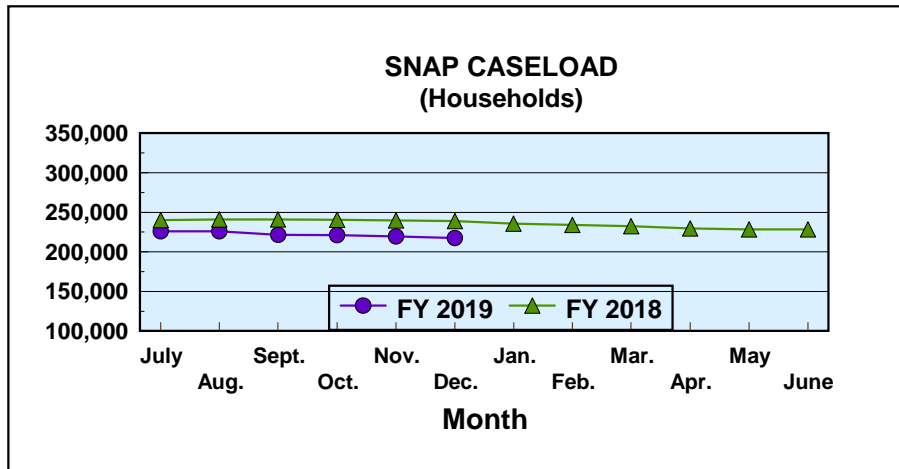
	07/18	08/18	09/18	10/18	11/18	12/18	01/19	02/19	03/19	04/19	05/19	06/19
TANF	444	417	287	535	446	377						
Non-TANF	6,131	6,486	4,001	7,535	5,487	5,400						

Mississippi Department of Human Services Graphic Overview of Program Data

Month: December 2018

Date Released: 02/18/2019

Field Operations Programs Supplemental Nutrition Assistance Program (SNAP)



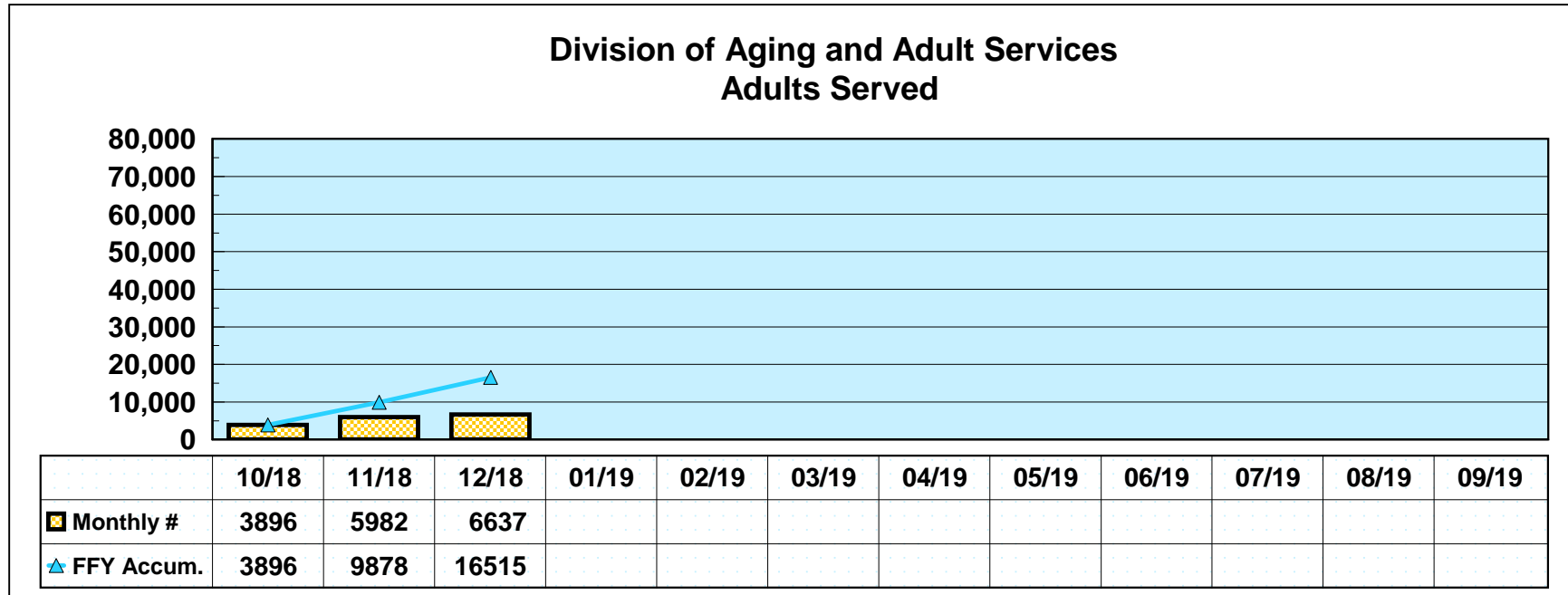
**Mississippi Department of Human Services
Graphic Overview of Program Data**

Month: December 2018

Date Released: 02/18/2019

Social Services Block Grant

**NEW CLIENTS SERVED
FEDERAL FISCAL YEAR 2019***



*Reflects unduplicated count of clients served monthly.

Prepared by Cost Allocation Unit, Division of Budgets and Accounting.



MONTHLY STATISTICAL REPORT

John Davis, Executive Director

FIELD OPERATIONS PROGRAMS

Month: December 2018 Date Released: 02/18/2019

TEMPORARY ASSISTANCE FOR NEEDY FAMILIES¹

	MONEY PAYMENT		ONE-MONTH SUSPEND TANF	AVERAGE GRANT	Net Change From: November 2018				
	GRANT	ZERO GRANT ²			GRANT	GRANT	ZERO GRANT	ONE-MONTH SUSPEND TANF	AVERAGE GRANT
Recipients	7,396	32	25	\$69.90	(306)	(18)	13	\$0.02	
Adults	1,389	9	9		(71)	(5)	5		
Children	6,007	23	16		(235)	(13)	8		
TOTAL GRANT AMOUNT				\$516,949	(\$21,286)				

SUPPLEMENTAL NUTRITION ASSISTANCE PROGRAM (SNAP)

	NUMBER	AVERAGE BENEFIT VALUE	Net Change From: November 2018	
			NUMBER	AVERAGE BENEFIT VALUE
Households	217,634	\$241.17	(1,881)	(\$1.66)
Persons	468,228	\$112.10	(4,980)	(\$0.55)
BENEFIT VALUE	\$52,486,853		(\$817,920)	
COST PER MEAL	\$1.21		(\$0.04)	

TANF AND SNAP COLLECTIONS

	AMOUNT	Net Change From: November 2018
TANF/AFDC Overpayment Collections	\$671	(\$21)
SNAP Overissuance Collections	\$198,366	(\$30,725)

¹ Total TANF program [TANF-Basic and TANF-Unemployed Parent (UP)]. Totals include UP data: 2 cases, 17 recipients, \$604 grant amount.

² Cases eligible for a money payment, but not legally entitled to a check because of \$10 minimum payment.



MONTHLY STATISTICAL REPORT FIELD OPERATIONS PROGRAMS

Month: December 2018

Date Released: 02/18/2019

CHILD SUPPORT CASELOAD DATA

	CASES	Net Change From: November 2018
TOTAL	290,467	323
TANF/Foster Care	7,241	(73)
Non-TANF	258,199	351
TANF/Foster Care Arrears Only	23,123	44
Non-IV-D	1,904	1

NONCUSTODIAL PARENTS LOCATED

	NUMBER	Net Change From: November 2018
TOTAL	5,777	(156)
TANF/Foster Care Arrears Only	377	(69)
Non-TANF	5,400	(87)

CASES WITH COLLECTIONS

	NUMBER	Net Change From: November 2018
TOTAL CASES	79,619	(41)

TOTAL CHILD SUPPORT COLLECTIONS

	AMOUNT	Net Change From: November 2018
COLLECTED	\$26,319,261	(\$1,488,443)

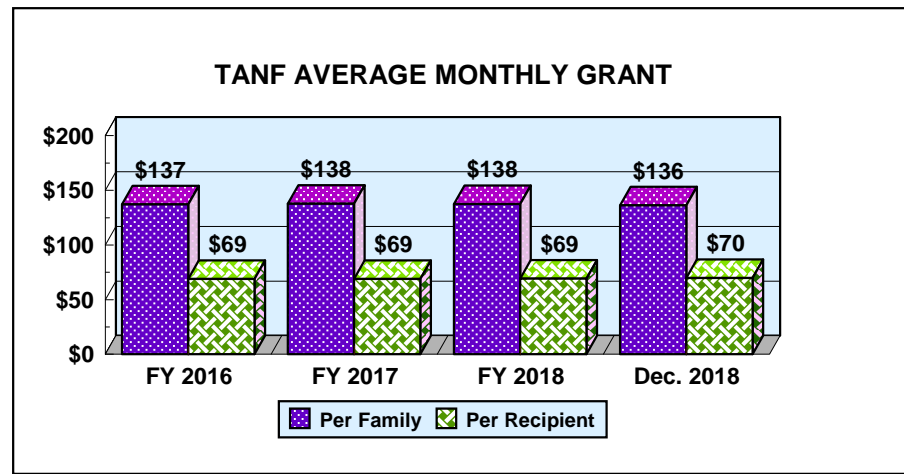
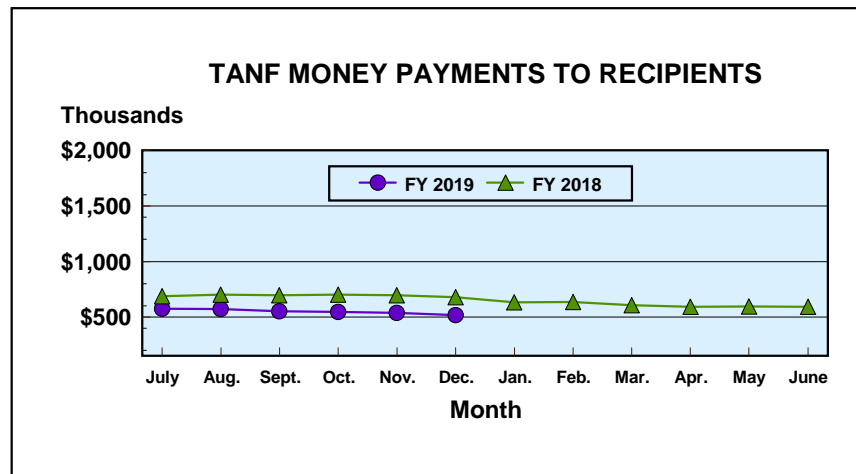
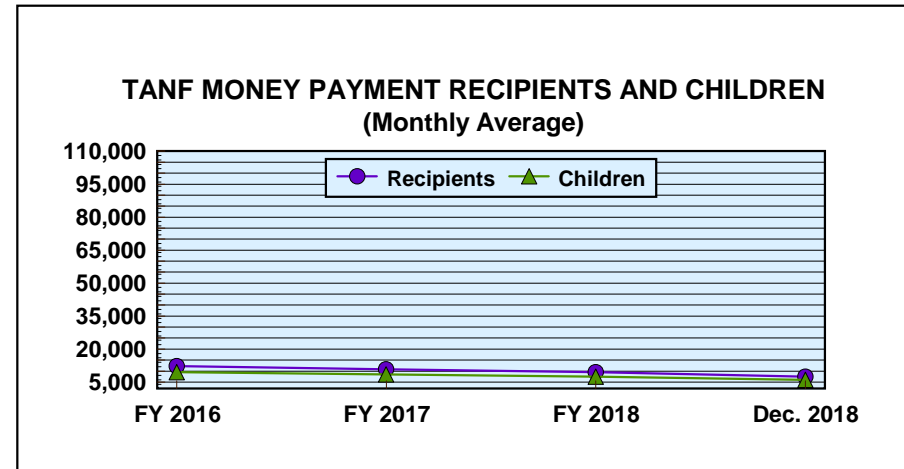
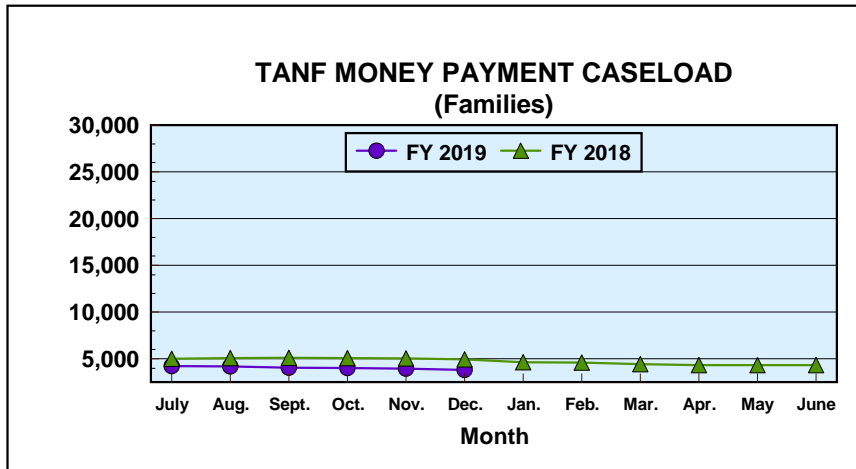
Prepared by Cost Allocation Unit, Division of Budgets and Accounting.

**Mississippi Department of Human
Services
Graphic Overview of Program Data**

Month: December 2018

**Field Operations Programs
Temporary Assistance for Needy Families**

Date Released: 02/18/2019



**Mississippi Department of Human Services
Graphic Overview of Program Data**

Month: December 2018

Date Released: 02/18/2019

Division of Youth Services

