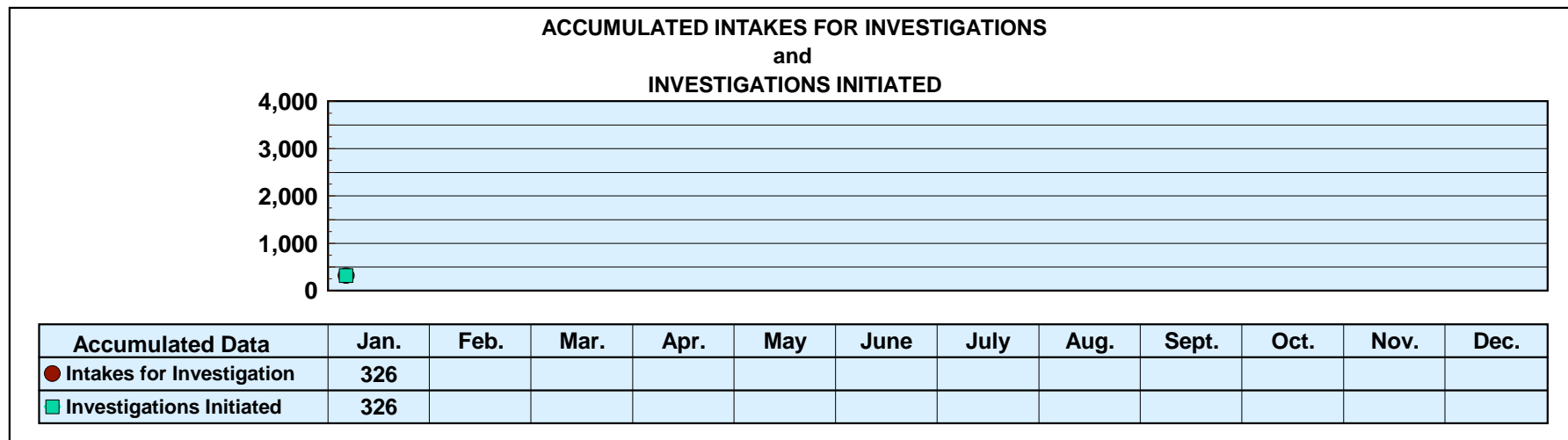
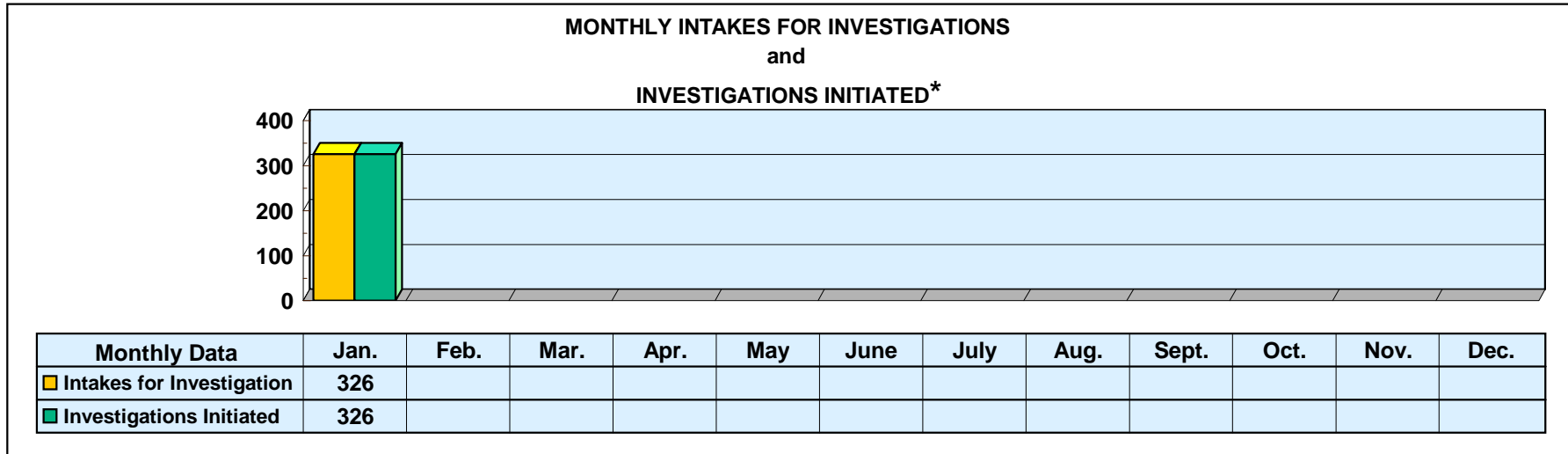


**Mississippi Department of Human Services
Graphic Overview of Program Data**

Month: January 2019

Date Released: 03/18/2019

**Division of Aging and Adult Services
ADULT PROTECTIVE SERVICES**



*An approximate manual count.

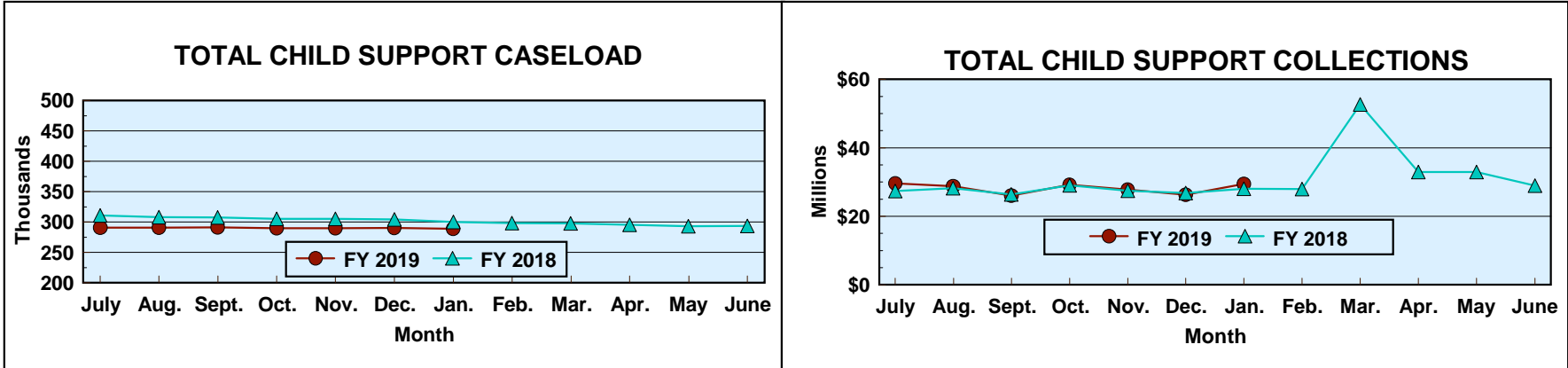
Prepared by Cost Allocation Unit, Division of Budgets and Accounting.

**Mississippi Department of Human Services
Graphic Overview of Program Data**

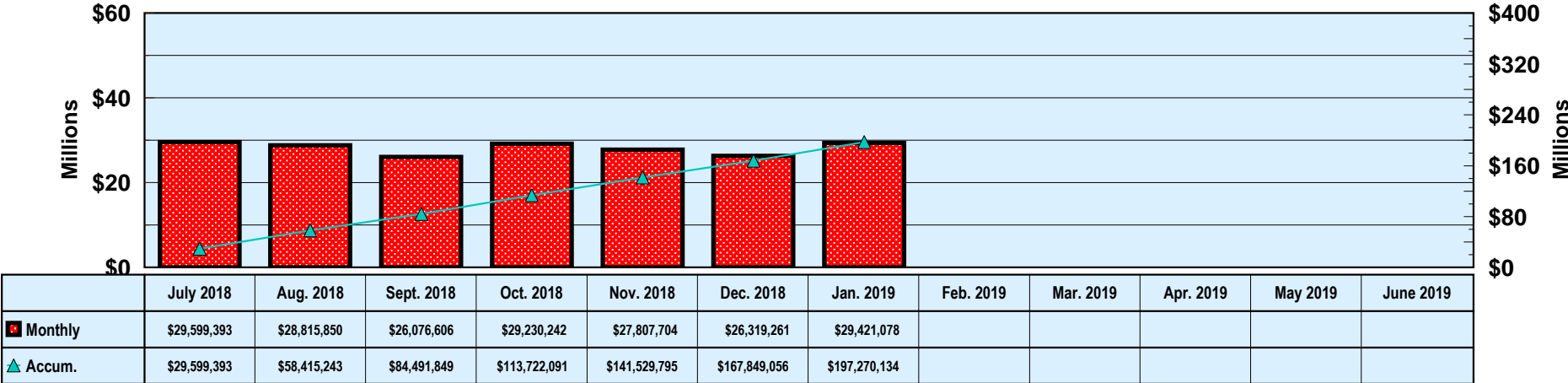
Month: January 2019

Date Released: 03/18/2019

**Field Operations Programs
Child Support Enforcement Program**



**FY 2019 TOTAL COLLECTIONS
(ACCUMULATED MONTHLY)**



Prepared by Cost Allocation Unit, Division of Budgets and Accounting.


**Mississippi Department of Human Services
Graphic Overview of Program Data**

Month: January 2019

Date Released: 03/18/2019

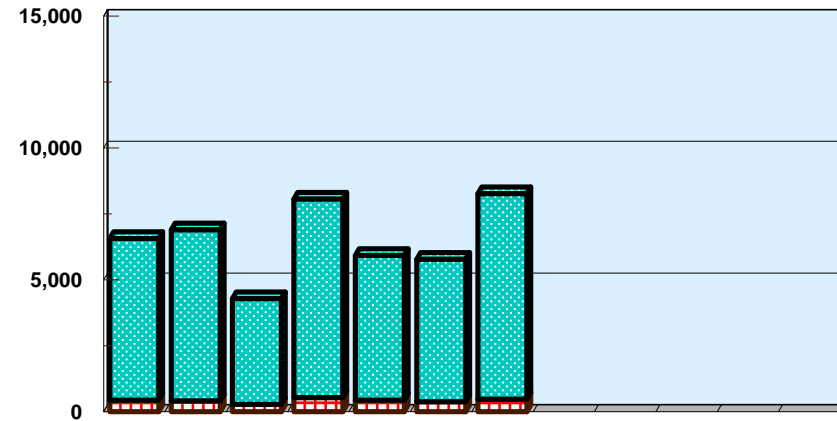
**Field Operations Programs
Child Support Enforcement Program**

**NUMBER OF CHILDREN FOR WHOM
PATERNITY WAS ESTABLISHED**



	07/18	08/18	09/18	10/18	11/18	12/18	01/19	02/19	03/19	04/19	05/19	06/19
TANF	59	75	39	52	56	48	66					
Non-TANF	964	1,264	978	1,262	1,028	1,034	1,458					

NONCUSTODIAL PARENTS LOCATED



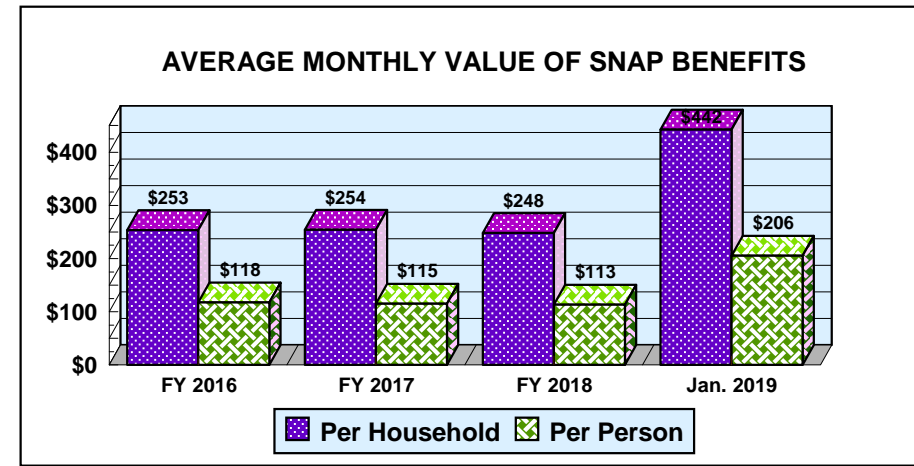
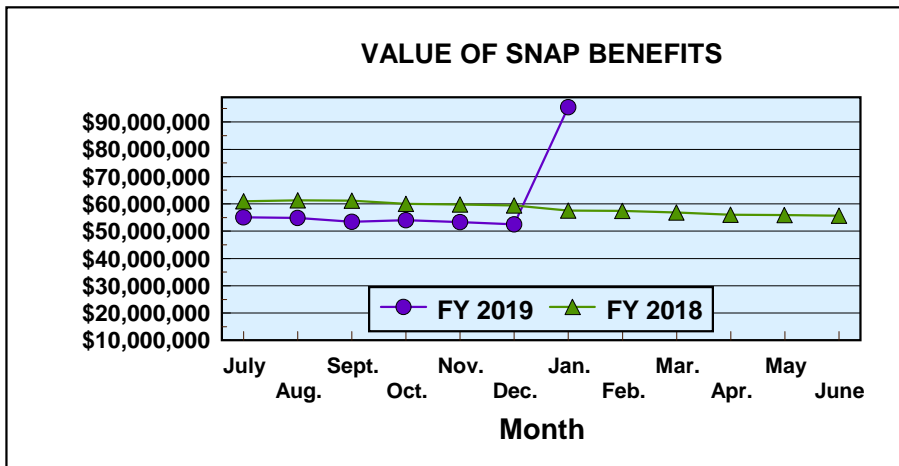
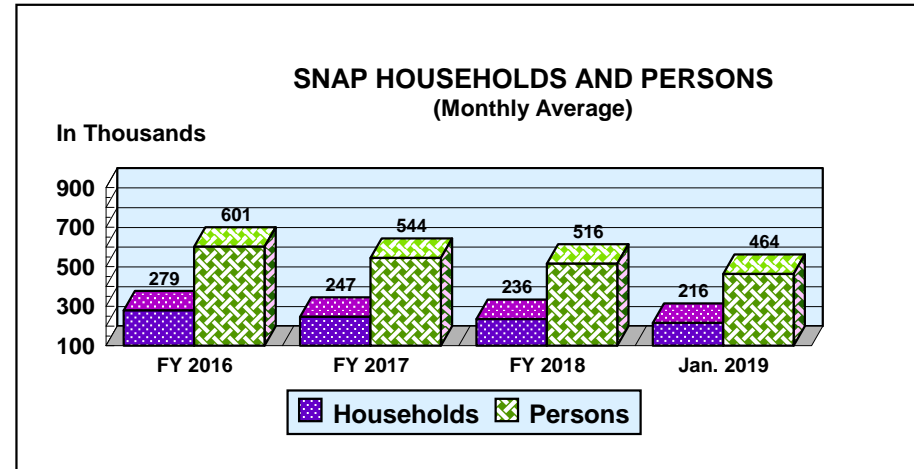
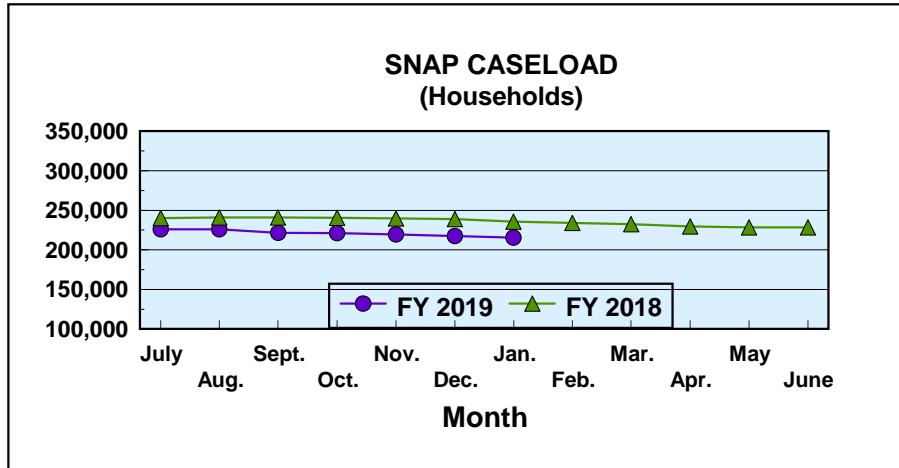
	07/18	08/18	09/18	10/18	11/18	12/18	01/19	02/19	03/19	04/19	05/19	06/19
TANF	444	417	287	535	446	377	480					
Non-TANF	6,131	6,486	4,001	7,535	5,487	5,400	7,788					

Mississippi Department of Human Services Graphic Overview of Program Data

Month: January 2019

Date Released: 03/18/2019

Field Operations Programs Supplemental Nutrition Assistance Program (SNAP)



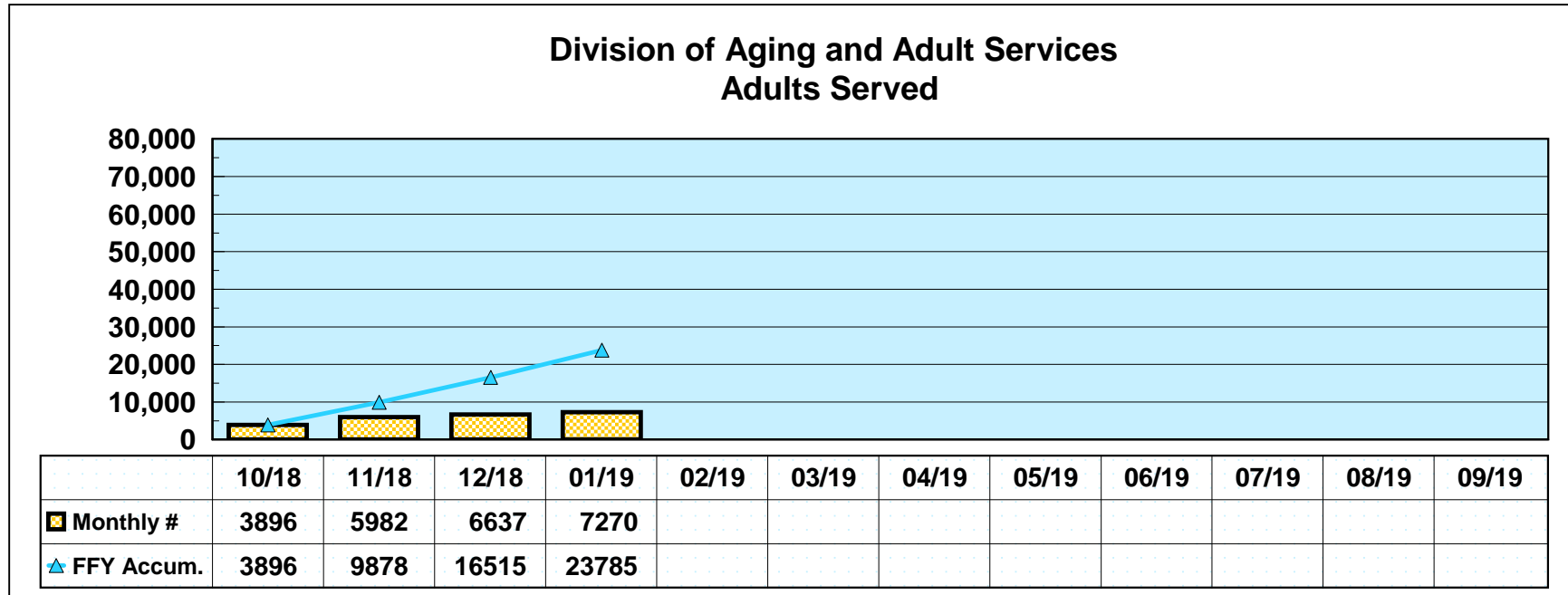
**Mississippi Department of Human Services
Graphic Overview of Program Data**

Month: January 2019

Date Released: 03/18/2019

Social Services Block Grant

**NEW CLIENTS SERVED
FEDERAL FISCAL YEAR 2019***



*Reflects unduplicated count of clients served monthly.

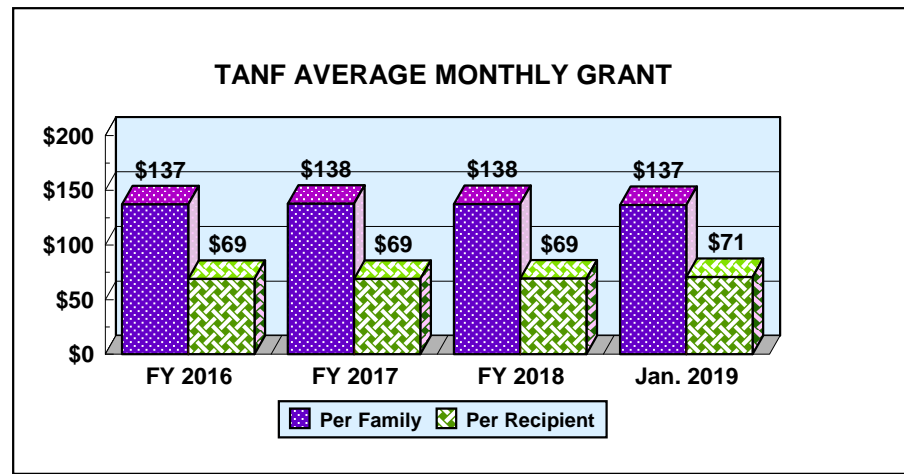
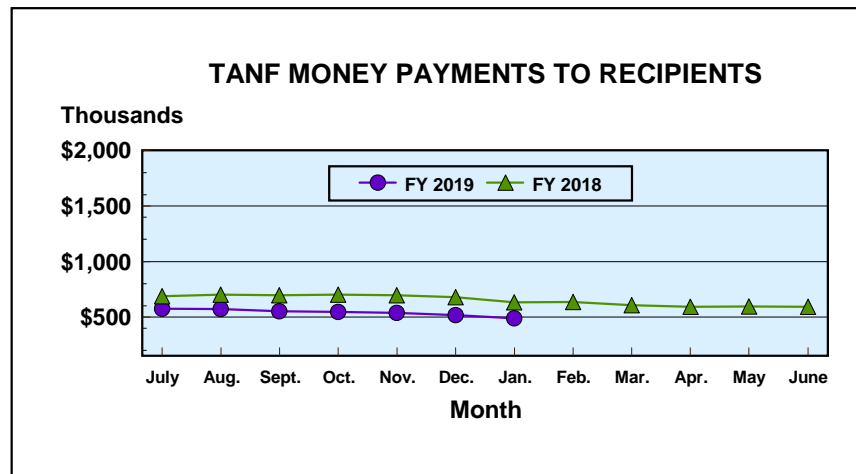
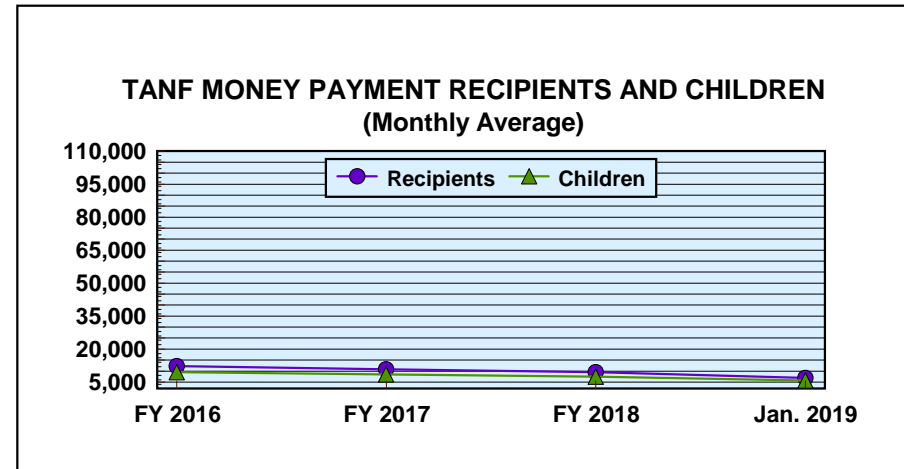
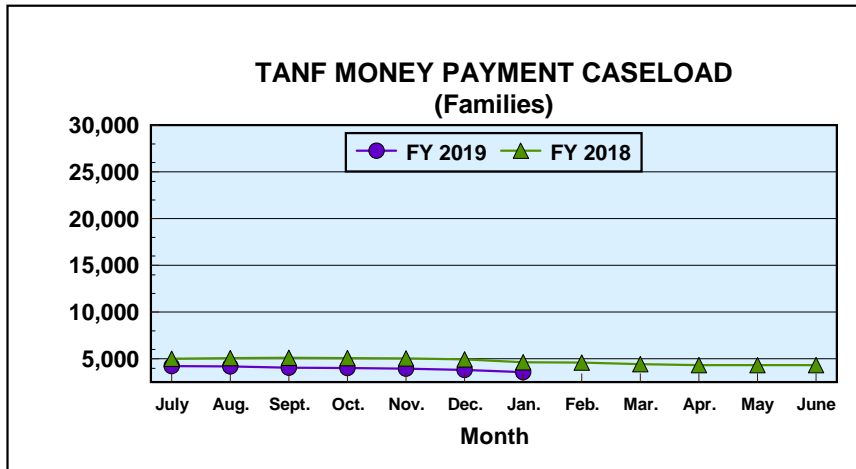
Prepared by Cost Allocation Unit, Division of Budgets and Accounting.

**Mississippi Department of Human
Services
Graphic Overview of Program Data**

Month: January 2019

**Field Operations Programs
Temporary Assistance for Needy Families**

Date Released: 03/18/2019

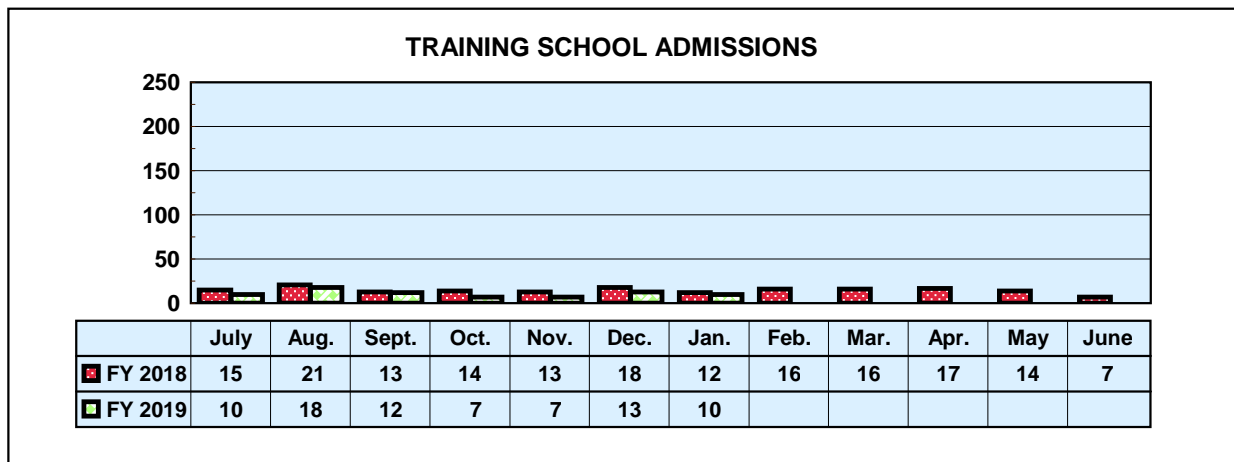
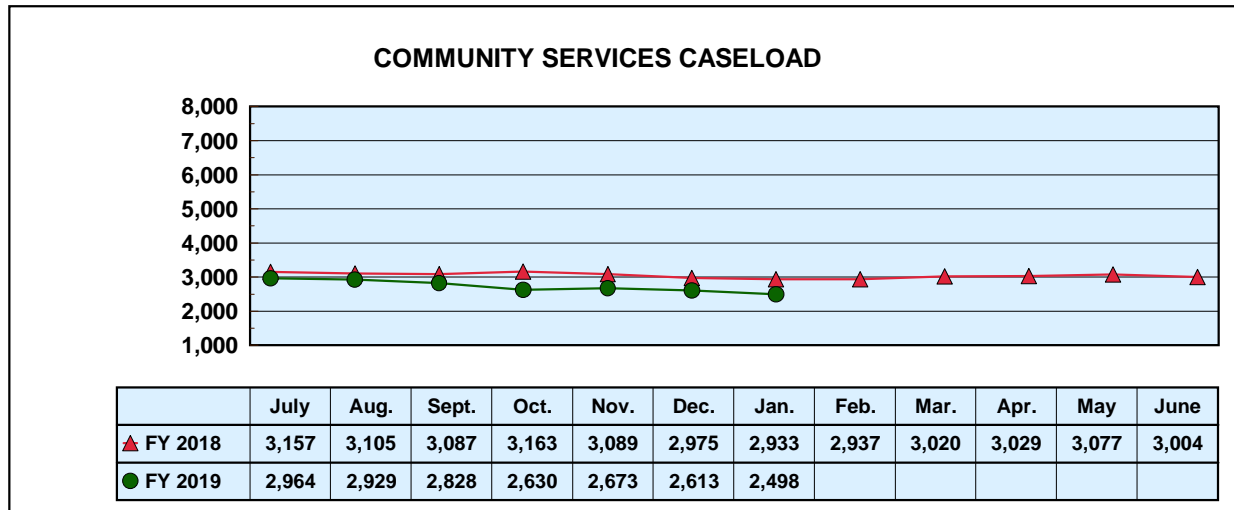


**Mississippi Department of Human Services
Graphic Overview of Program Data**

Month: January 2019

Date Released: 03/18/2019

Division of Youth Services





MONTHLY STATISTICAL REPORT

John Davis, Executive Director

FIELD OPERATIONS PROGRAMS

Month: January 2019 Date Released: 03/18/2019

TEMPORARY ASSISTANCE FOR NEEDY FAMILIES ¹								
	MONEY PAYMENT		ONE-MONTH SUSPEND TANF	AVERAGE GRANT	Net Change From: December 2018			
	GRANT	ZERO			GRANT	GRANT	SUSPEND TANF	AVERAGE GRANT
		GRANT ²						
Families	3,576	6	4	\$136.54	(214)	(10)	(6)	\$0.14
Recipients	6,908	11	5	\$70.68	(488)	(21)	(20)	\$0.78
Adults	1,242	3	2		(147)	(6)	(7)	
Children	5,666	8	3		(341)	(15)	(13)	
TOTAL GRANT AMOUNT				\$488,275	(\$28,674)			

SUPPLEMENTAL NUTRITION ASSISTANCE PROGRAM (SNAP)				
	NUMBER	AVERAGE BENEFIT VALUE	Net Change From: December 2018	
			NUMBER	AVERAGE BENEFIT VALUE
Households	215,653	\$442.46	(1,981)	\$201.29
Persons	464,090	\$205.60	(4,138)	\$93.50
BENEFIT VALUE	\$95,417,556		\$42,930,703	
COST PER MEAL	\$2.21		\$1.00	

TANF AND SNAP COLLECTIONS		
	AMOUNT	Net Change From: December 2018
TANF/AFDC Overpayment Collections	\$1,192	\$521
SNAP Overissuance Collections	\$278,955	\$80,589

¹ Total TANF program [TANF-Basic and TANF-Unemployed Parent (UP)]. Totals include UP data: 2 cases, 17 recipients, \$604 grant amount.
² Cases eligible for a money payment, but not legally entitled to a check because of \$10 minimum payment.

Prepared by Cost Allocation Unit, Division of Budgets and Accounting.



MONTHLY STATISTICAL REPORT

FIELD OPERATIONS PROGRAMS

Month: January 2019

Date Released: 03/18/2019

CHILD SUPPORT CASELOAD DATA

	CASES	Net Change From: December 2018
TOTAL	289,137	(1,330)
TANF/Foster Care	7,081	(160)
Non-TANF	256,951	(1,248)
TANF/Foster Care Arrears Only	23,216	93
Non-IV-D	1,889	(15)

NONCUSTODIAL PARENTS LOCATED

	NUMBER	Net Change From: December 2018
TOTAL	8,268	2,491
TANF/Foster Care Arrears Only	480	103
Non-TANF	7,788	2,388

CASES WITH COLLECTIONS

	NUMBER	Net Change From: December 2018
TOTAL CASES	79,830	211

TOTAL CHILD SUPPORT COLLECTIONS

	AMOUNT	Net Change From: December 2018
COLLECTED	\$29,421,078	\$3,101,817

Prepared by Cost Allocation Unit, Division of Budgets and Accounting.