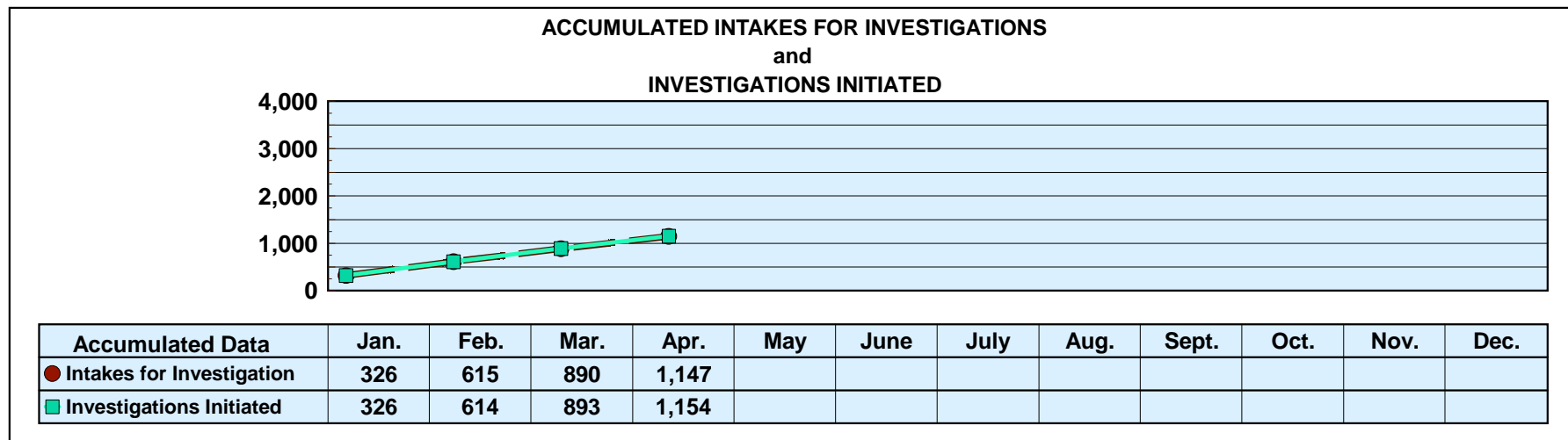
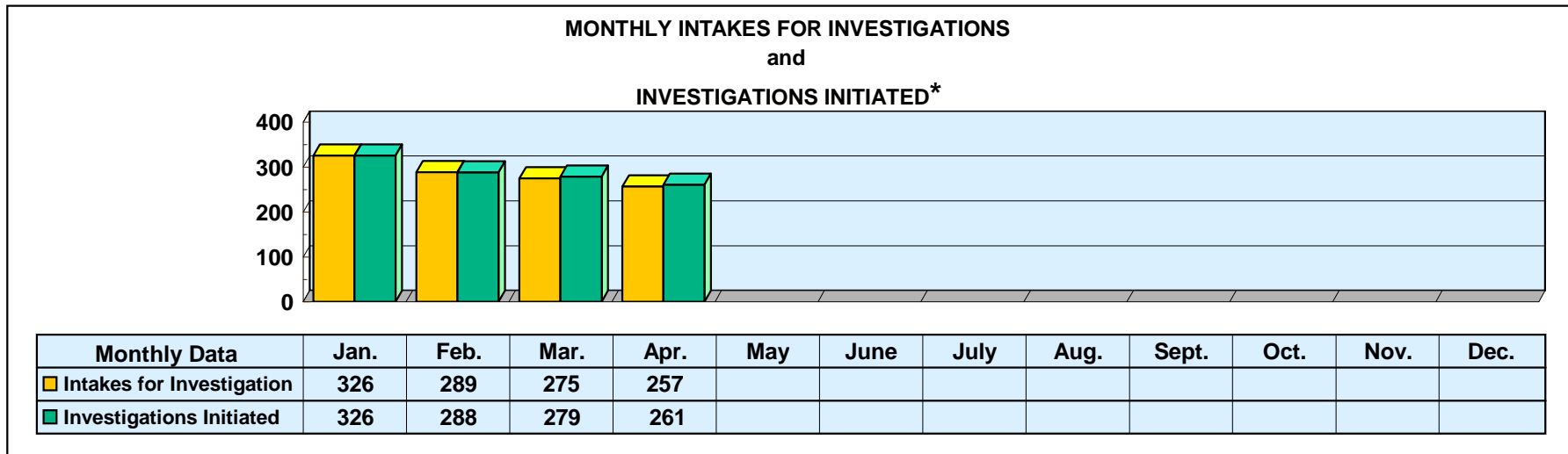


**Mississippi Department of Human Services
Graphic Overview of Program Data**

Month: April 2019

Date Released: 06/17/2019

**Division of Aging and Adult Services
ADULT PROTECTIVE SERVICES**



*An approximate manual count.

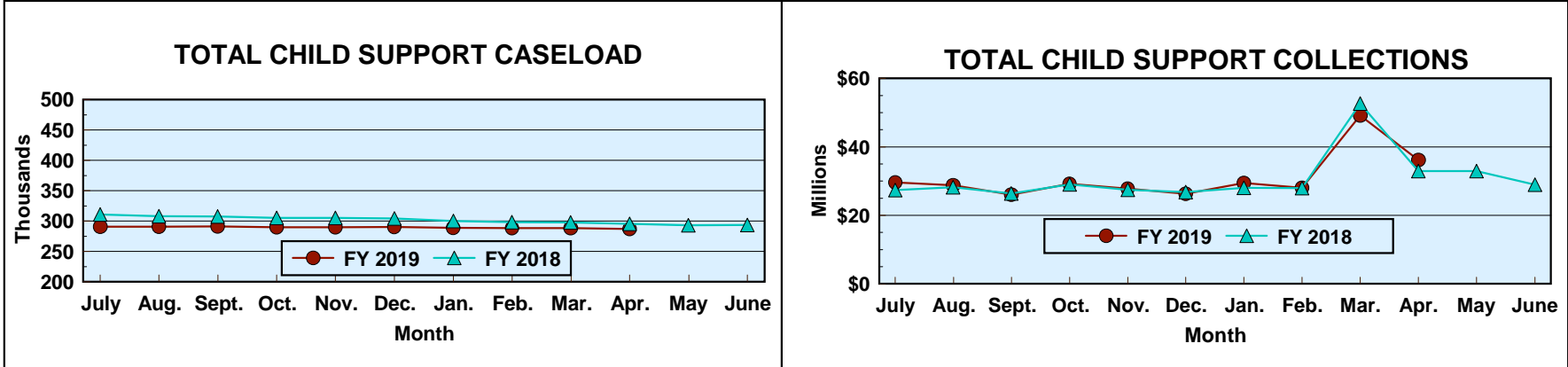
Prepared by Cost Allocation Unit, Division of Budgets and Accounting.

Mississippi Department of Human Services Graphic Overview of Program Data

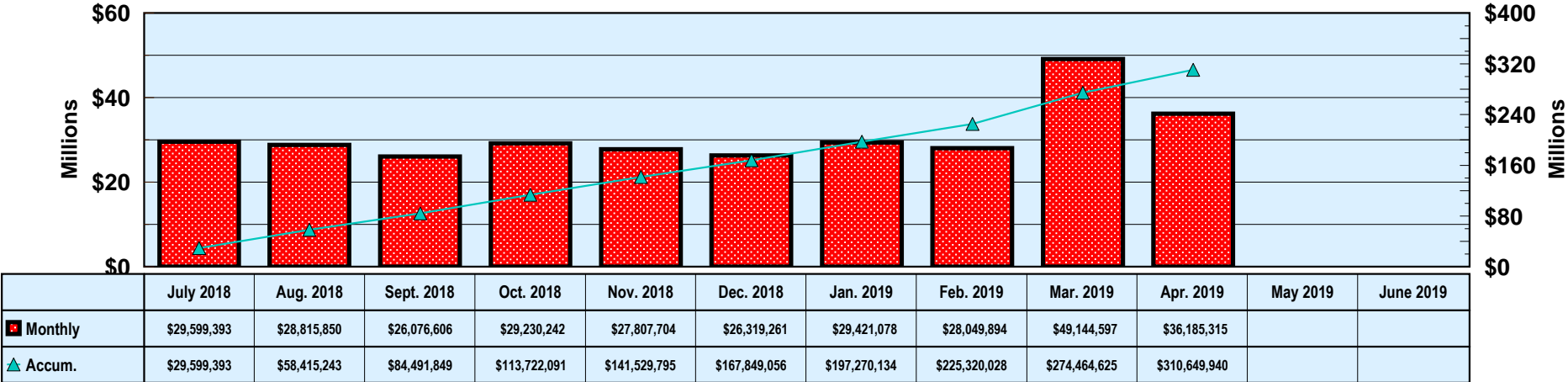
Month: April 2019

Date Released: 06/17/2019

Field Operations Programs Child Support Enforcement Program



FY 2019 TOTAL COLLECTIONS (ACCUMULATED MONTHLY)



Prepared by Cost Allocation Unit, Division of Budgets and Accounting.


**Mississippi Department of Human Services
Graphic Overview of Program Data**

Month: April 2019

Date Released: 06/17/2019

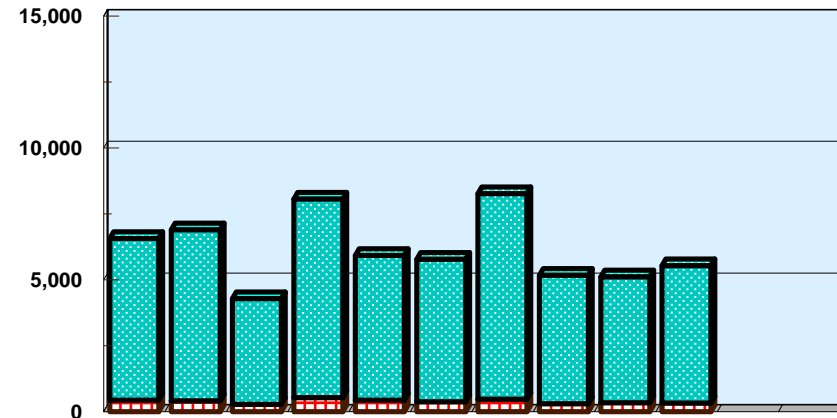
**Field Operations Programs
Child Support Enforcement Program**

**NUMBER OF CHILDREN FOR WHOM
PATERNITY WAS ESTABLISHED**



	07/18	08/18	09/18	10/18	11/18	12/18	01/19	02/19	03/19	04/19	05/19	06/19
TANF	59	75	39	52	56	48	66	57	69	51		
Non-TANF	964	1,264	978	1,262	1,028	1,034	1,458	1,106	1,123	1,126		

NONCUSTODIAL PARENTS LOCATED



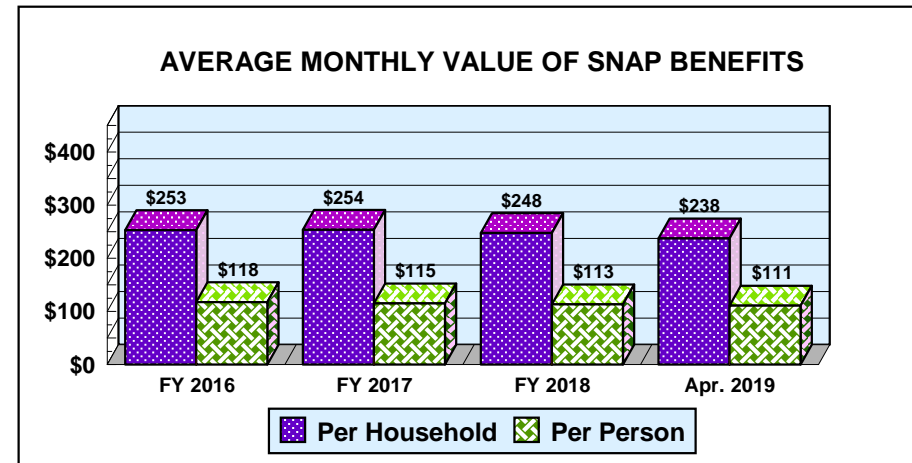
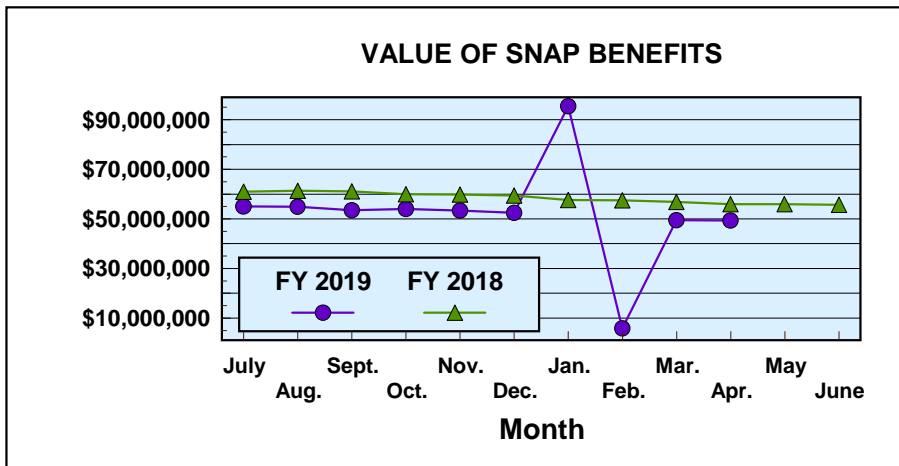
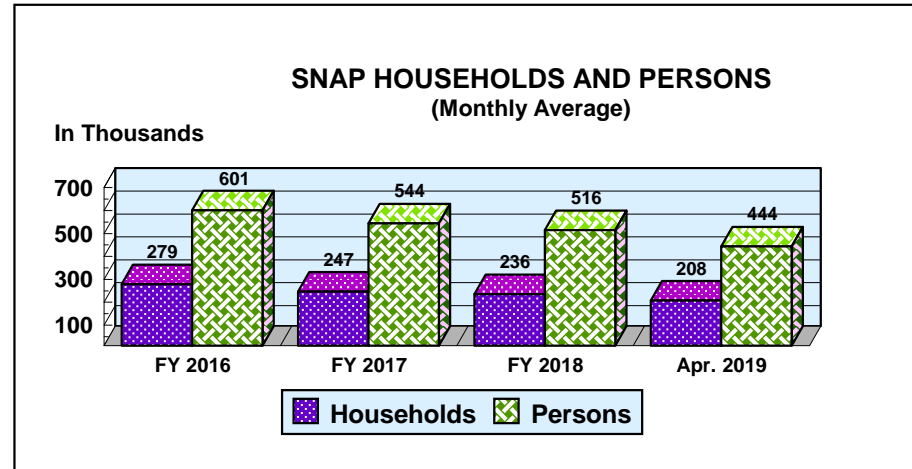
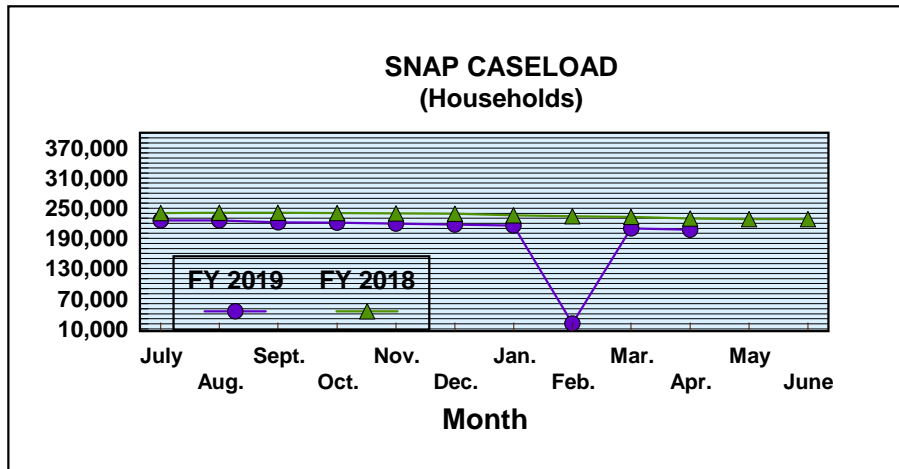
	07/18	08/18	09/18	10/18	11/18	12/18	01/19	02/19	03/19	04/19	05/19	06/19
TANF	444	417	287	535	446	377	480	311	341	336		
Non-TANF	6,131	6,486	4,001	7,535	5,487	5,400	7,788	4,862	4,779	5,198		

Mississippi Department of Human Services Graphic Overview of Program Data

Month: April 2019

Date Released: 06/17/2019

Field Operations Programs Supplemental Nutrition Assistance Program (SNAP)



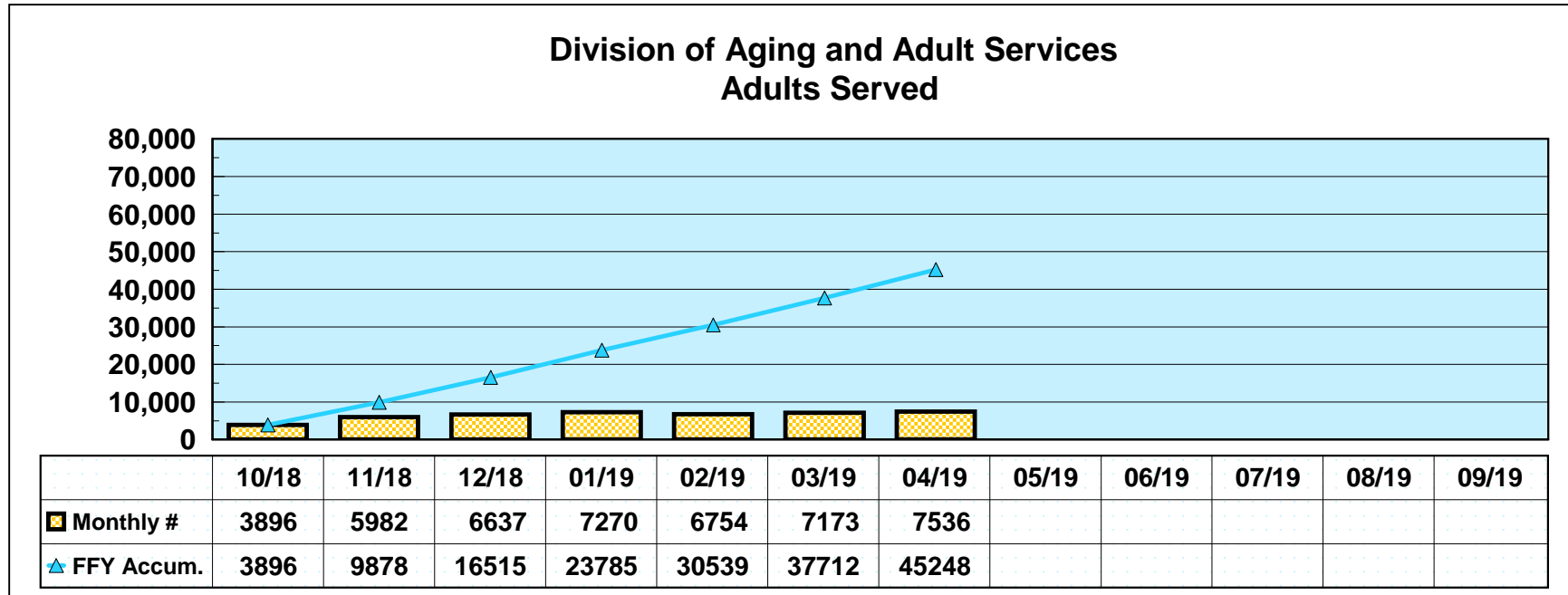
**Mississippi Department of Human Services
Graphic Overview of Program Data**

Month: April 2019

Date Released: 06/17/2019

Social Services Block Grant

**NEW CLIENTS SERVED
FEDERAL FISCAL YEAR 2019***



*Reflects unduplicated count of clients served monthly.

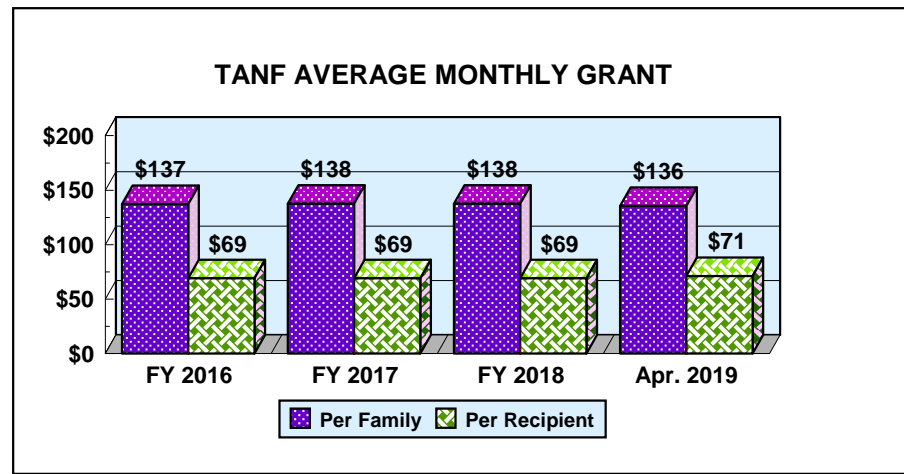
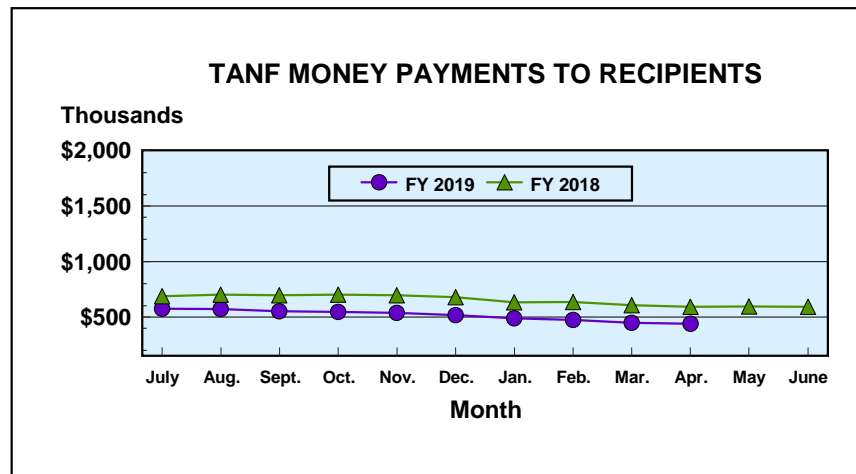
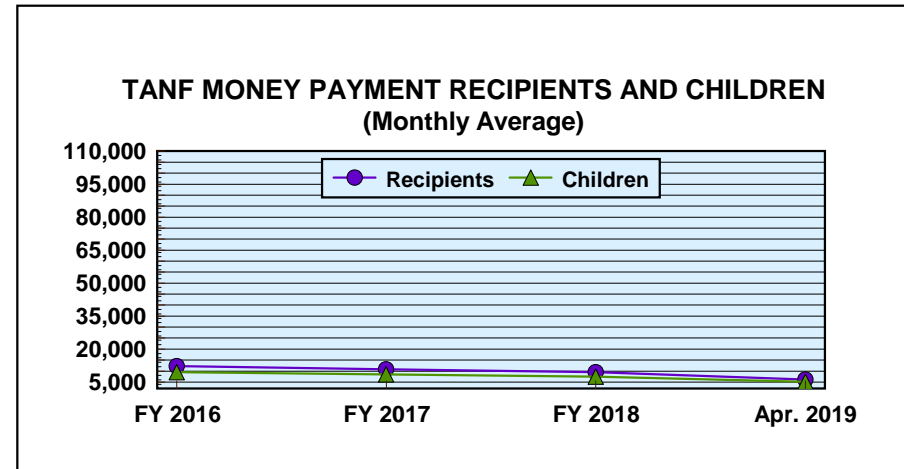
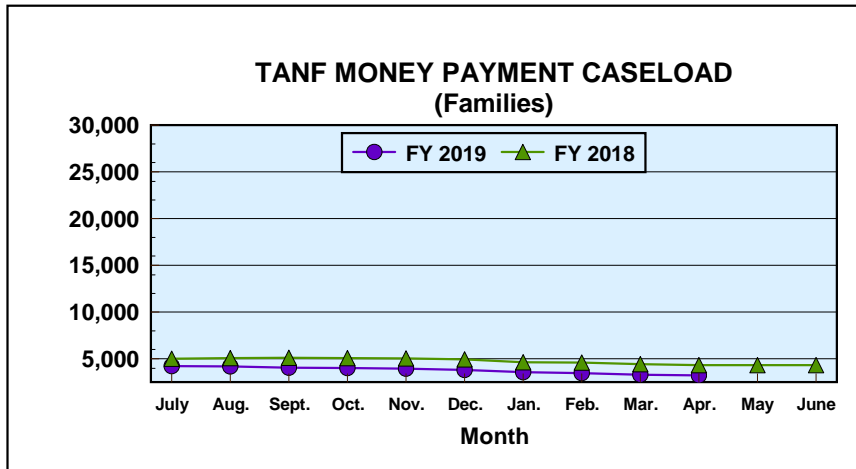
Prepared by Cost Allocation Unit, Division of Budgets and Accounting.

Mississippi Department of Human Services
Graphic Overview of Program Data

Month: April 2019

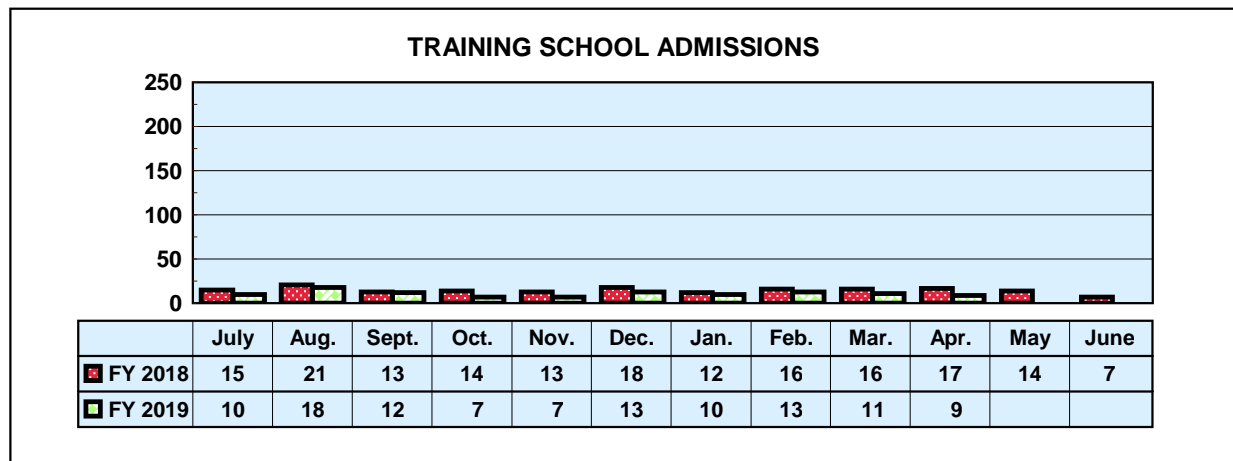
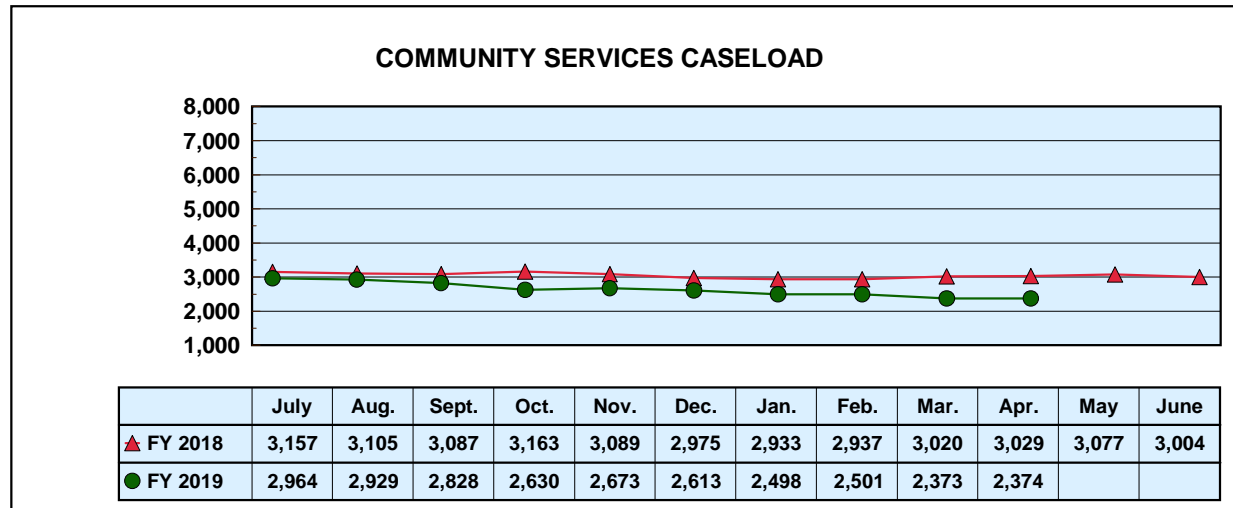
Field Operations Programs
Temporary Assistance for Needy Families

Date Released: 06/17/2019



Mississippi Department of Human Services Graphic Overview of Program Data

Division of Youth Services





MONTHLY STATISTICAL REPORT

John Davis, Executive Director

FIELD OPERATIONS PROGRAMS

Month: April 2019 Date Released: 06/17/2019

TEMPORARY ASSISTANCE FOR NEEDY FAMILIES ¹										
	MONEY PAYMENT			ONE-MONTH SUSPEND TANF	AVERAGE GRANT	Net Change From: March 2019				
	GRANT	ZERO	GRANT ²			GRANT	GRANT	ZERO	SUSPEND TANF	AVERAGE GRANT
		GRANT						GRANT		
Families	3,232	7	6	\$135.65	(78)	(2)	2	\$0.63		
Recipients	6,152	14	19	\$71.27	(189)	(1)	13	\$0.79		
Adults	1,018	4	5		(59)	(2)	5			
Children	5,134	10	14		(130)	1	8			
TOTAL GRANT AMOUNT				\$438,426	(\$8,474)					

SUPPLEMENTAL NUTRITION ASSISTANCE PROGRAM (SNAP)				
	NUMBER	AVERAGE BENEFIT VALUE	Net Change From: March 2019	
			NUMBER	AVERAGE BENEFIT VALUE
Households	207,572	\$237.87	(2,405)	\$1.98
Persons	443,908	\$111.23	(5,948)	\$1.12
BENEFIT VALUE		\$49,375,707	(\$156,049)	
COST PER MEAL		\$1.24	\$0.06	

TANF AND SNAP COLLECTIONS		
	AMOUNT	Net Change From: March 2019
TANF/AFDC Overpayment Collections	\$669	(\$1,943)
SNAP Overissuance Collections	\$495,157	(\$906,994)

¹ Total TANF program [TANF-Basic and TANF-Unemployed Parent (UP)]. Totals include UP data: 1 case, 3 recipients, \$170 grant amount.

² Cases eligible for a money payment, but not legally entitled to a check because of \$10 minimum payment.

Prepared by Cost Allocation Unit, Division of Budgets and Accounting.



MONTHLY STATISTICAL REPORT

FIELD OPERATIONS PROGRAMS

Month: April 2019

Date Released: 06/17/2019

CHILD SUPPORT CASELOAD DATA

	CASES	Net Change From: March 2019
TOTAL	287,004	(1,526)
TANF/Foster Care	6,874	(82)
Non-TANF	255,617	(1,295)
TANF/Foster Care Arrears Only	22,633	(145)
Non-IV-D	1,880	(4)

NONCUSTODIAL PARENTS LOCATED

	NUMBER	Net Change From: March 2019
TOTAL	5,534	414
TANF/Foster Care Arrears Only	336	(5)
Non-TANF	5,198	419

CASES WITH COLLECTIONS

	NUMBER	Net Change From: March 2019
TOTAL CASES	81,008	(722)

TOTAL CHILD SUPPORT COLLECTIONS

	AMOUNT	Net Change From: March 2019
COLLECTED	\$36,185,315	(\$12,959,282)

Prepared by Cost Allocation Unit, Division of Budgets and Accounting.