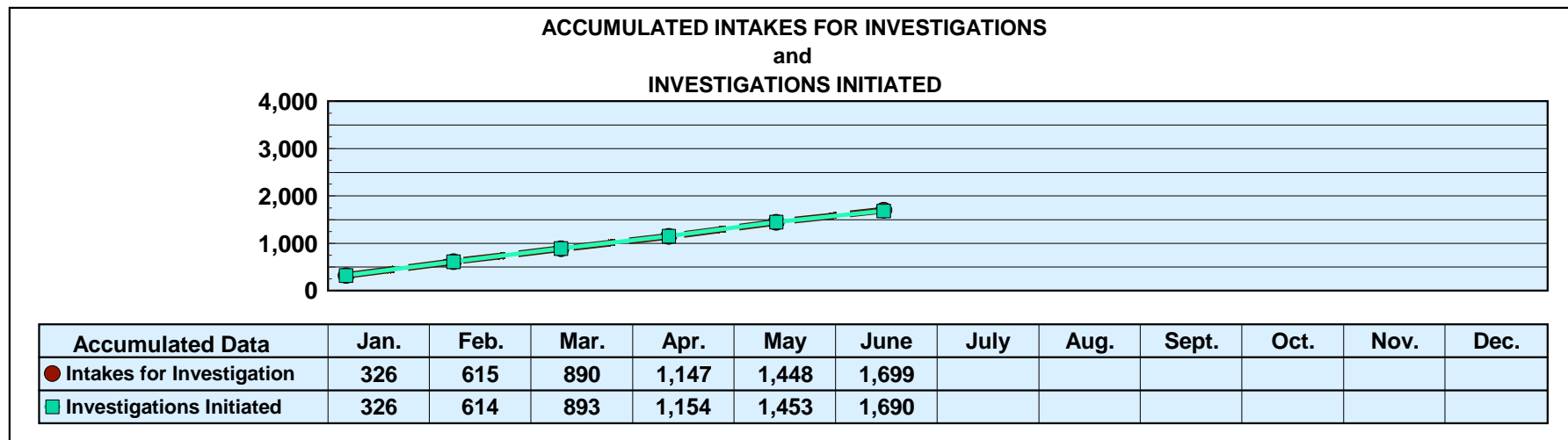
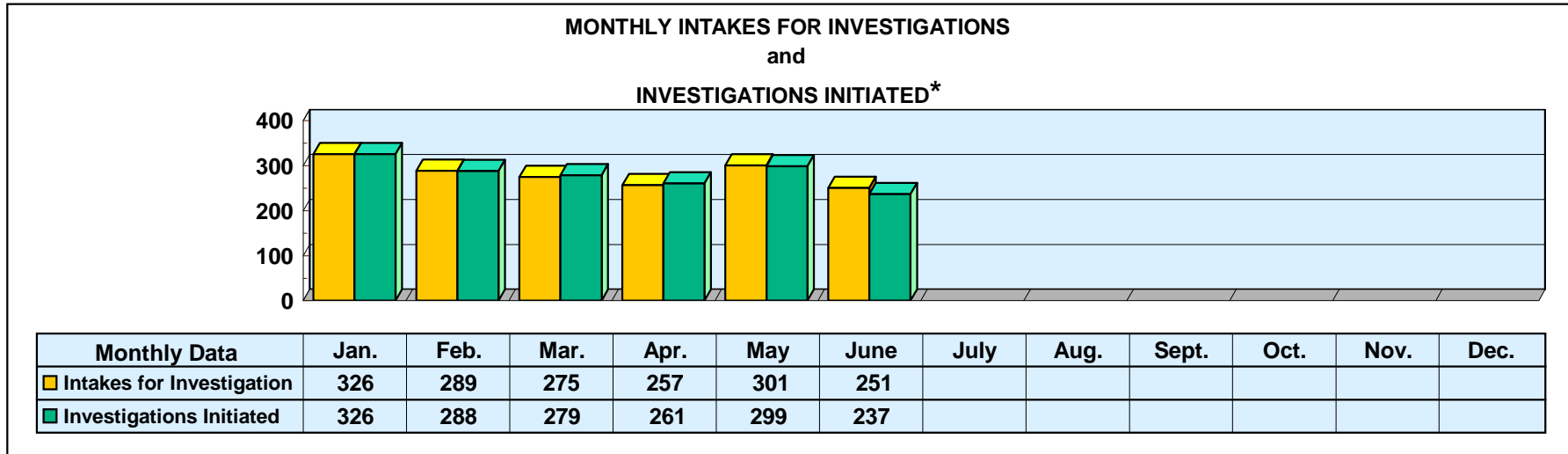


**Mississippi Department of Human Services
Graphic Overview of Program Data**

Month: June 2019

Date Released: 08/15/2019

**Division of Aging and Adult Services
ADULT PROTECTIVE SERVICES**



*An approximate manual count.

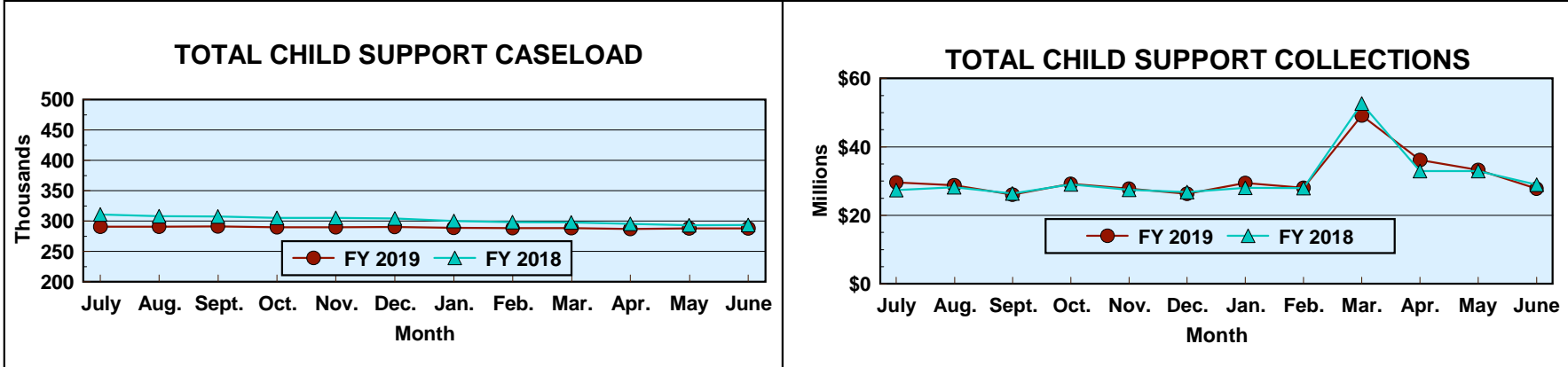
Prepared by Cost Allocation Unit, Division of Budgets and Accounting.

Mississippi Department of Human Services Graphic Overview of Program Data

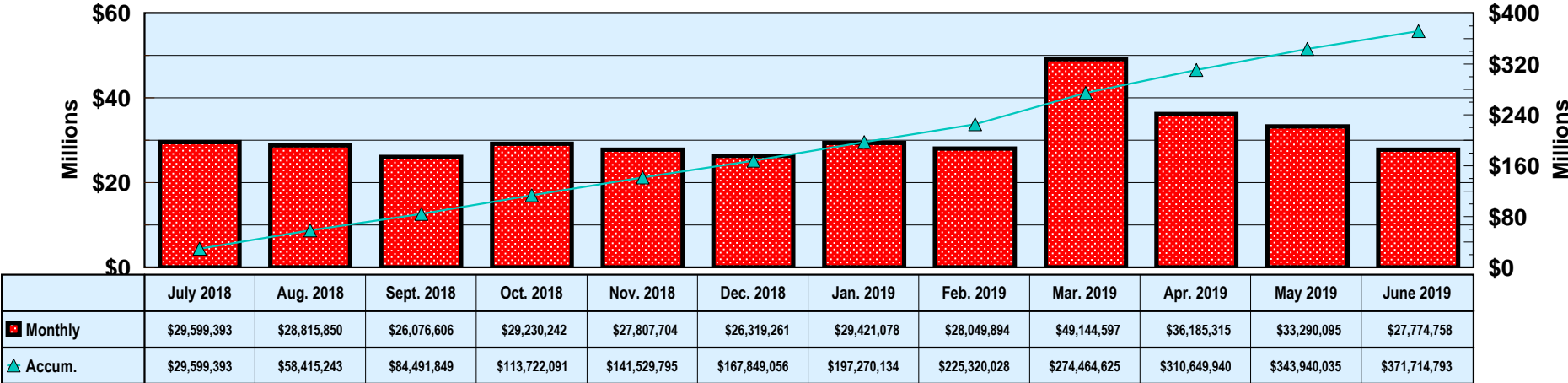
Month: June 2019

Date Released: 08/15/2019

Field Operations Programs Child Support Enforcement Program



FY 2019 TOTAL COLLECTIONS (ACCUMULATED MONTHLY)



Prepared by Cost Allocation Unit, Division of Budgets and Accounting.

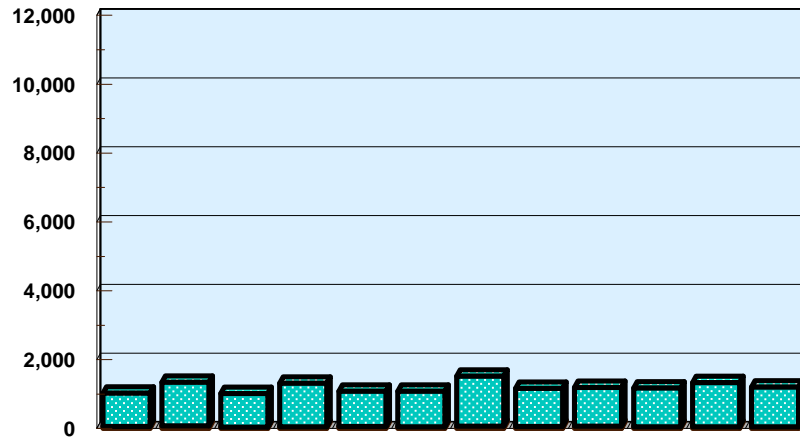
**Mississippi Department of Human Services
Graphic Overview of Program Data**

Month: June 2019

Date Released: 08/15/2019

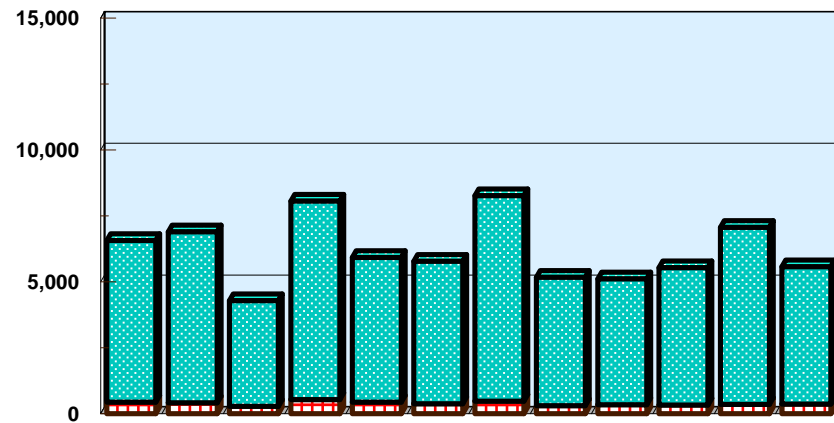
**Field Operations Programs
Child Support Enforcement Program**

**NUMBER OF CHILDREN FOR WHOM
PATERNITY WAS ESTABLISHED**



	07/18	08/18	09/18	10/18	11/18	12/18	01/19	02/19	03/19	04/19	05/19	06/19
TANF	59	75	39	52	56	48	66	57	69	51	52	54
Non-TANF	964	1,264	978	1,262	1,028	1,034	1,458	1,106	1,123	1,126	1,283	1,148

NONCUSTODIAL PARENTS LOCATED



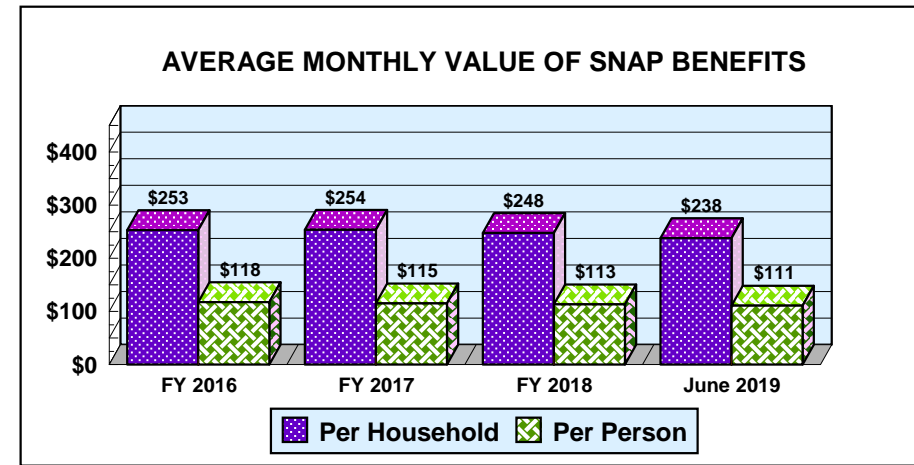
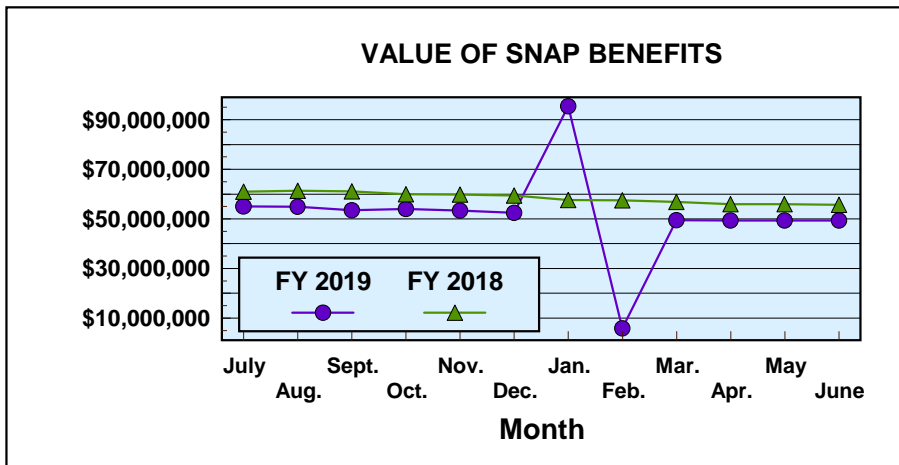
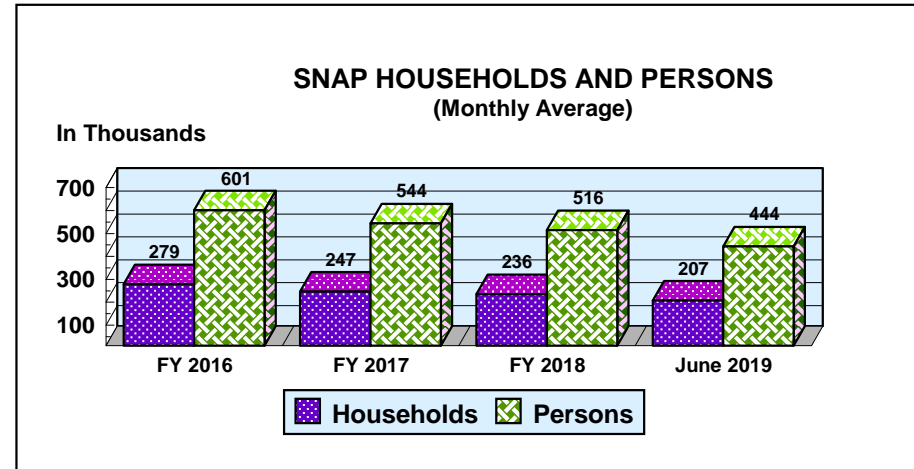
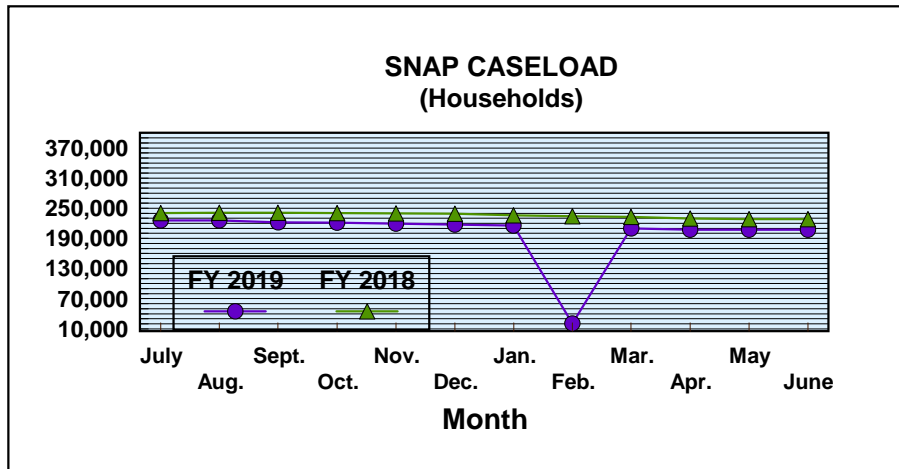
	07/18	08/18	09/18	10/18	11/18	12/18	01/19	02/19	03/19	04/19	05/19	06/19
TANF	444	417	287	535	446	377	480	311	341	336	357	365
Non-TANF	6,131	6,486	4,001	7,535	5,487	5,400	7,788	4,862	4,779	5,198	6,711	5,215

Mississippi Department of Human Services Graphic Overview of Program Data

Month: June 2019

Date Released: 08/15/2019

Field Operations Programs Supplemental Nutrition Assistance Program (SNAP)



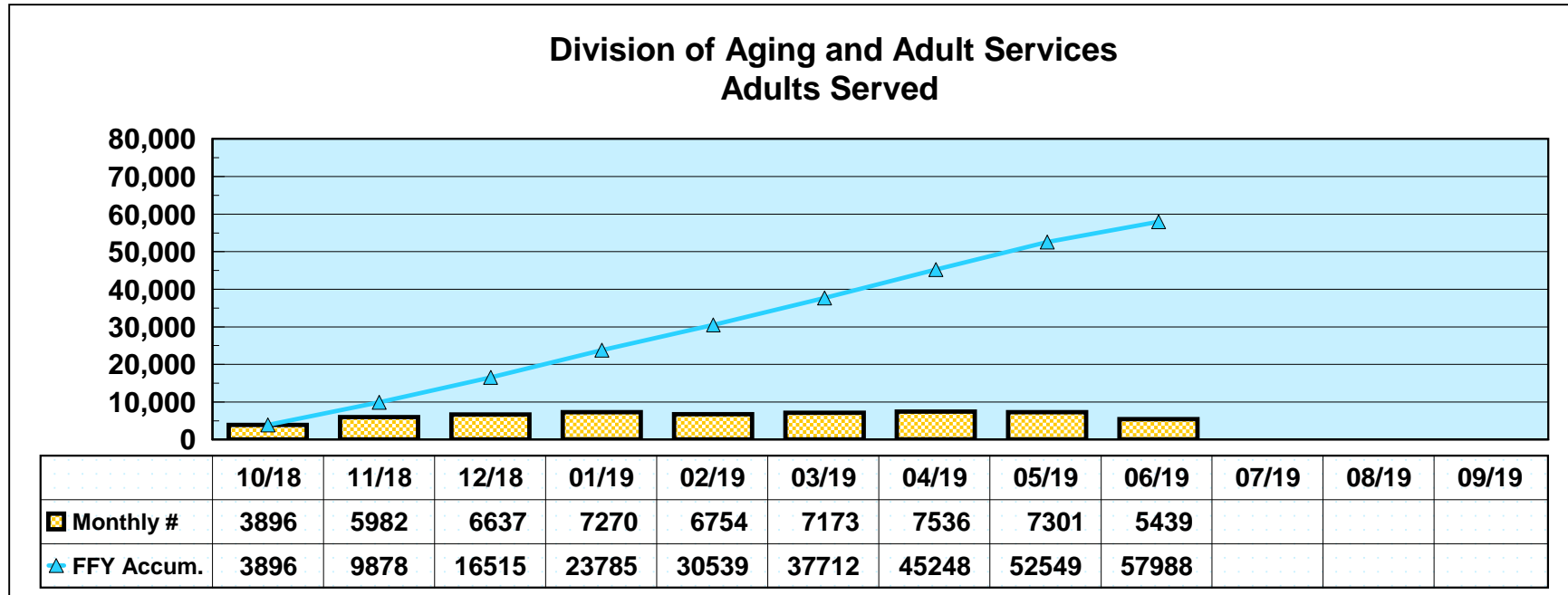
**Mississippi Department of Human Services
Graphic Overview of Program Data**

Month: June 2019

Date Released: 08/15/2019

Social Services Block Grant

**NEW CLIENTS SERVED
FEDERAL FISCAL YEAR 2019***



*Reflects unduplicated count of clients served monthly.

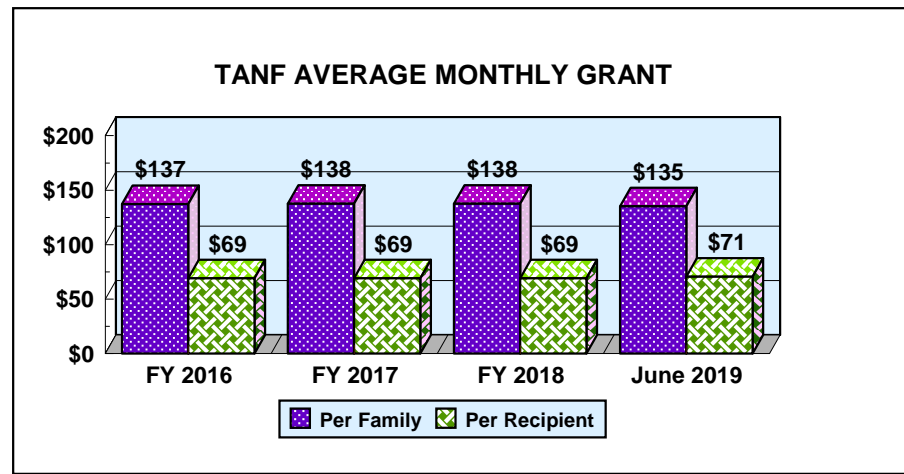
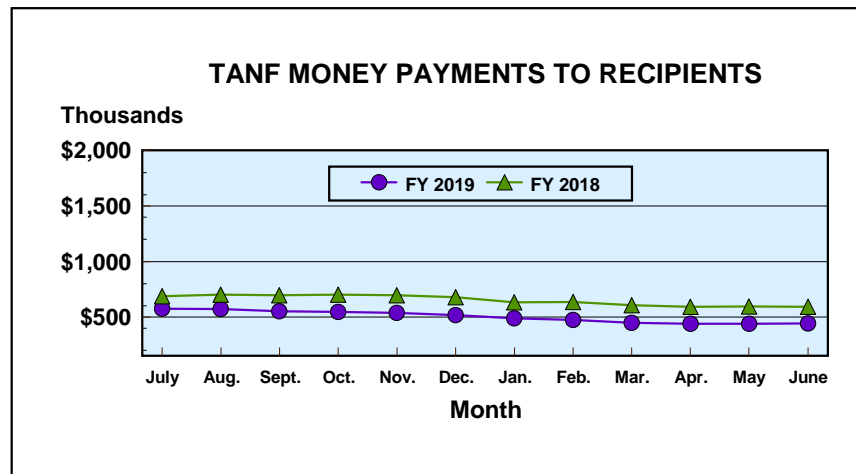
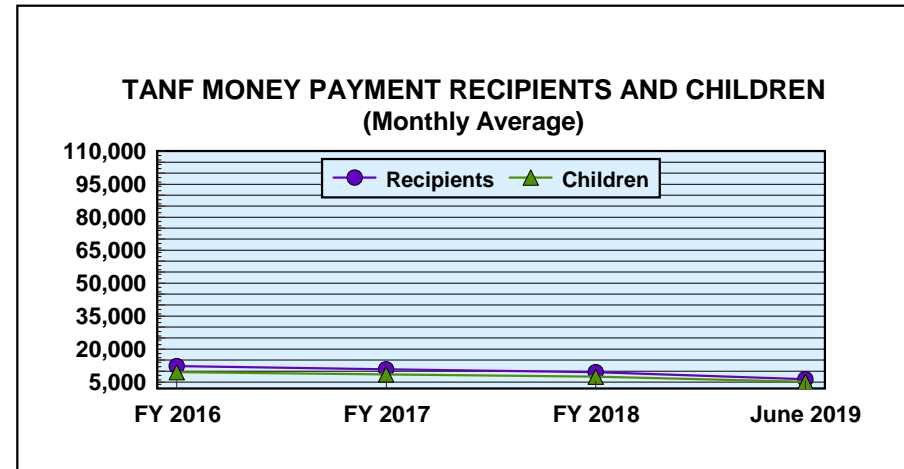
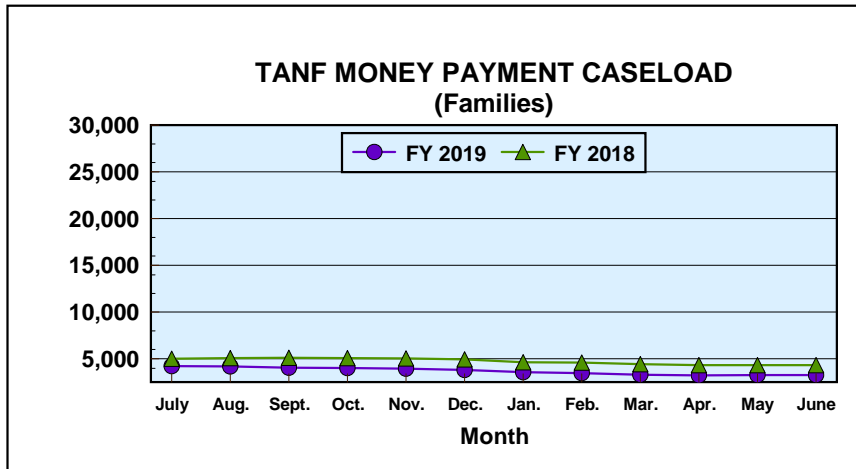
Prepared by Cost Allocation Unit, Division of Budgets and Accounting.

**Mississippi Department of Human
Services
Graphic Overview of Program Data**

Month: June 2019

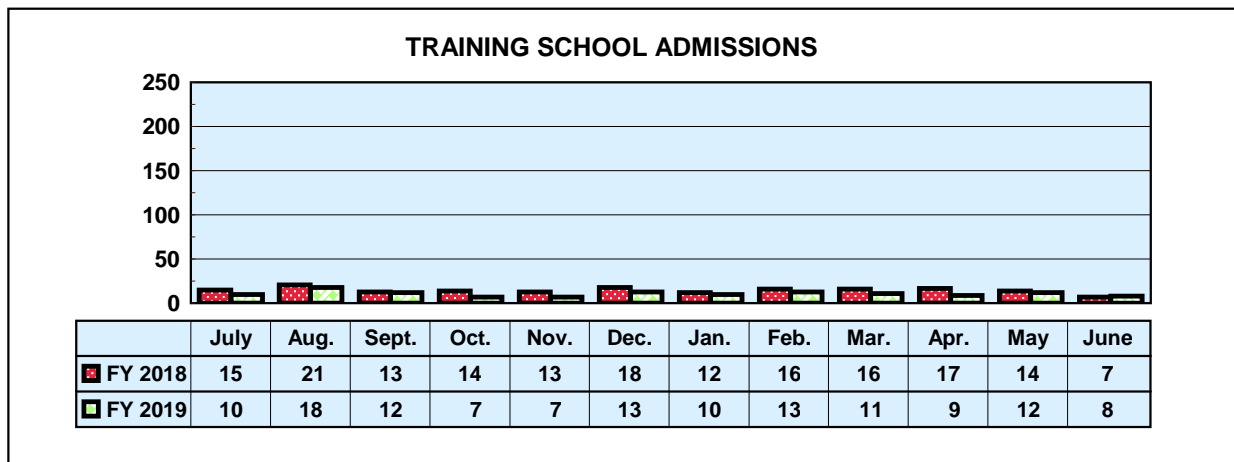
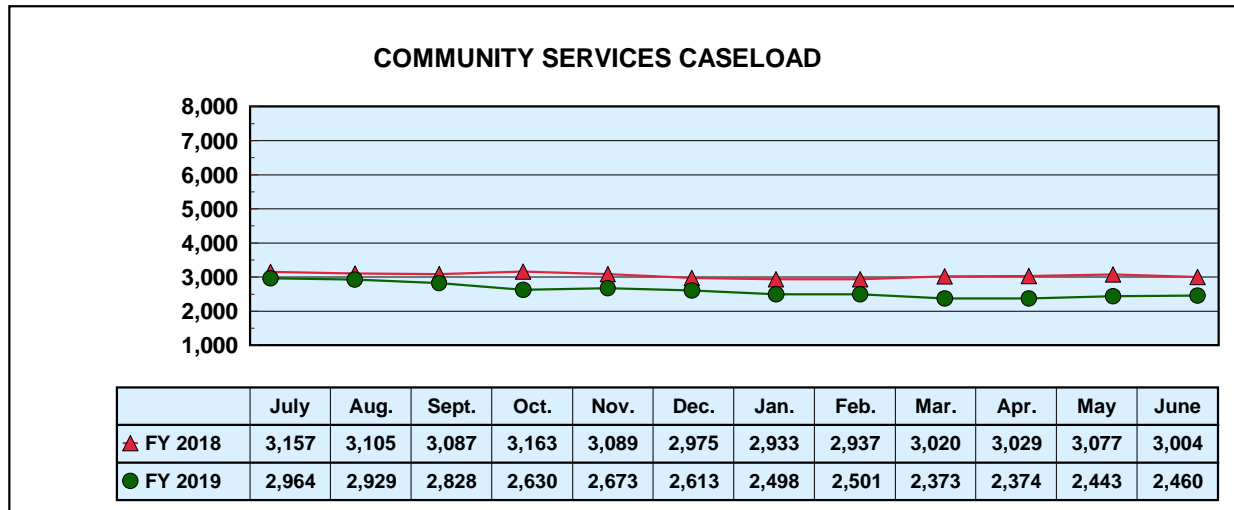
**Field Operations Programs
Temporary Assistance for Needy Families**

Date Released: 08/15/2019



Mississippi Department of Human Services Graphic Overview of Program Data

Division of Youth Services





MONTHLY STATISTICAL REPORT

Christopher Freeze, Executive Director

FIELD OPERATIONS PROGRAMS

Month: June 2019 Date Released: 08/15/2019

TEMPORARY ASSISTANCE FOR NEEDY FAMILIES ¹										
	MONEY PAYMENT			ONE-MONTH SUSPEND TANF	AVERAGE GRANT	Net Change From: May 2019				
	GRANT	ZERO	GRANT ²			GRANT	GRANT	ZERO	SUSPEND TANF	AVERAGE GRANT
		GRANT						GRANT		
Families	3,268	16	6	\$135.17	19	0	(4)	\$0.13		
Recipients	6,249	40	15	\$70.69	40	8	(6)	\$0.03		
Adults	1,081	12	5		35	2	(3)			
Children	5,168	28	10		5	6	(3)			
TOTAL GRANT AMOUNT				\$441,742	\$2,985					

SUPPLEMENTAL NUTRITION ASSISTANCE PROGRAM (SNAP)				
	NUMBER	AVERAGE BENEFIT VALUE	Net Change From: May 2019	
			NUMBER	AVERAGE BENEFIT VALUE
Households	207,251	\$238.05	0	\$0.00
Persons	444,059	\$111.10	0	\$0.00
BENEFIT VALUE	\$49,337,127		\$0	
COST PER MEAL	\$1.23		\$0.04	

TANF AND SNAP COLLECTIONS		
	AMOUNT	Net Change From: May 2019
TANF/AFDC Overpayment Collections	\$499	(\$191)
SNAP Overissuance Collections	\$320,734	(\$34,911)

¹ Total TANF program [TANF-Basic and TANF-Unemployed Parent (UP)]. Totals include UP data: 0 cases, 0 recipients, \$0 grant amount.

² Cases eligible for a money payment, but not legally entitled to a check because of \$10 minimum payment.

Prepared by Cost Allocation Unit, Division of Budgets and Accounting.



MONTHLY STATISTICAL REPORT

FIELD OPERATIONS PROGRAMS

Month: June 2019

Date Released: 08/15/2019

CHILD SUPPORT CASELOAD DATA

	CASES	Net Change From: May 2019
TOTAL	288,166	51
TANF/Foster Care	6,944	36
Non-TANF	256,876	120
TANF/Foster Care Arrears Only	22,447	(114)
Non-IV-D	1,899	9

NONCUSTODIAL PARENTS LOCATED

	NUMBER	Net Change From: May 2019
TOTAL	5,580	(1,488)
TANF/Foster Care Arrears Only	365	8
Non-TANF	5,215	(1,496)

CASES WITH COLLECTIONS

	NUMBER	Net Change From: May 2019
TOTAL CASES	79,342	(1,531)

TOTAL CHILD SUPPORT COLLECTIONS

	AMOUNT	Net Change From: May 2019
COLLECTED	\$27,774,758	(\$5,515,337)

Prepared by Cost Allocation Unit, Division of Budgets and Accounting.