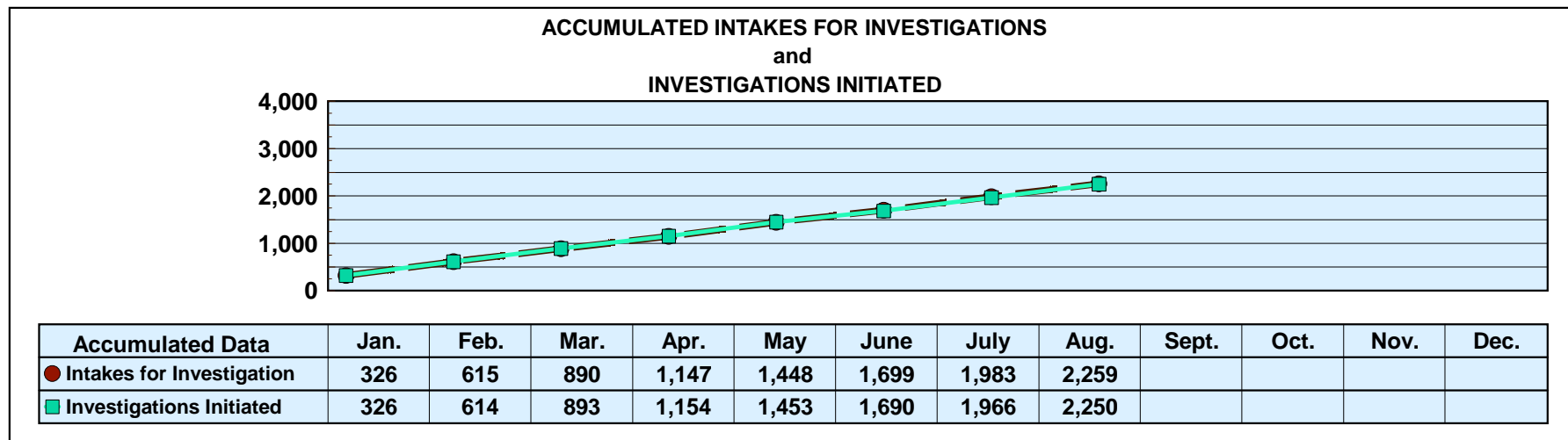
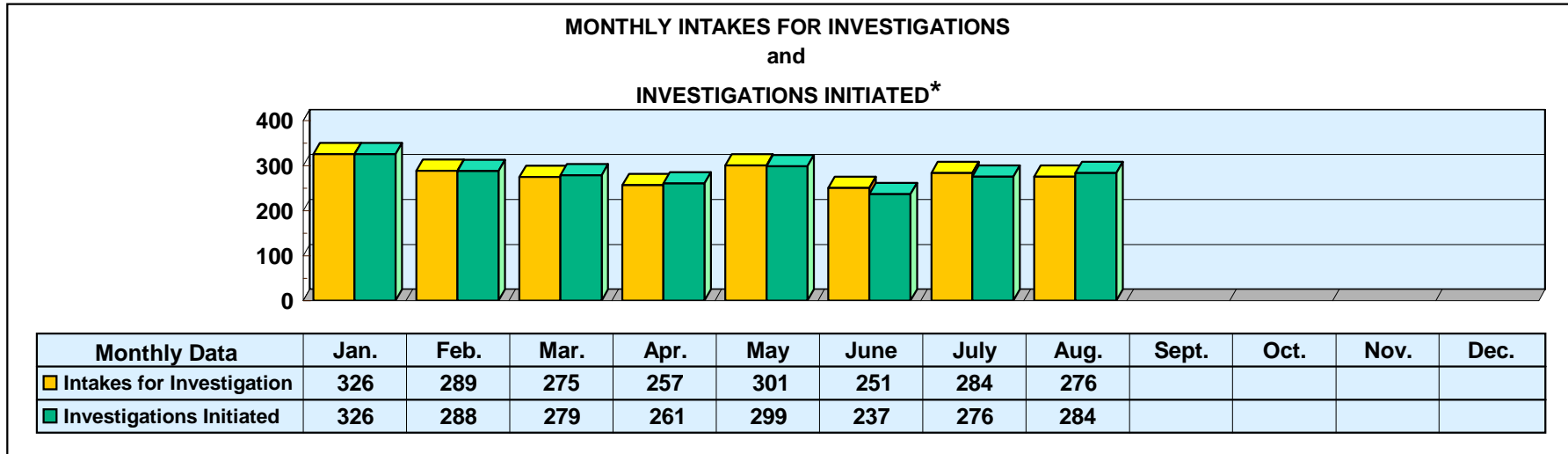


Mississippi Department of Human Services Graphic Overview of Program Data

Month: August 2019

Date Released: 10/15/2019

Division of Aging and Adult Services ADULT PROTECTIVE SERVICES



*An approximate manual count.

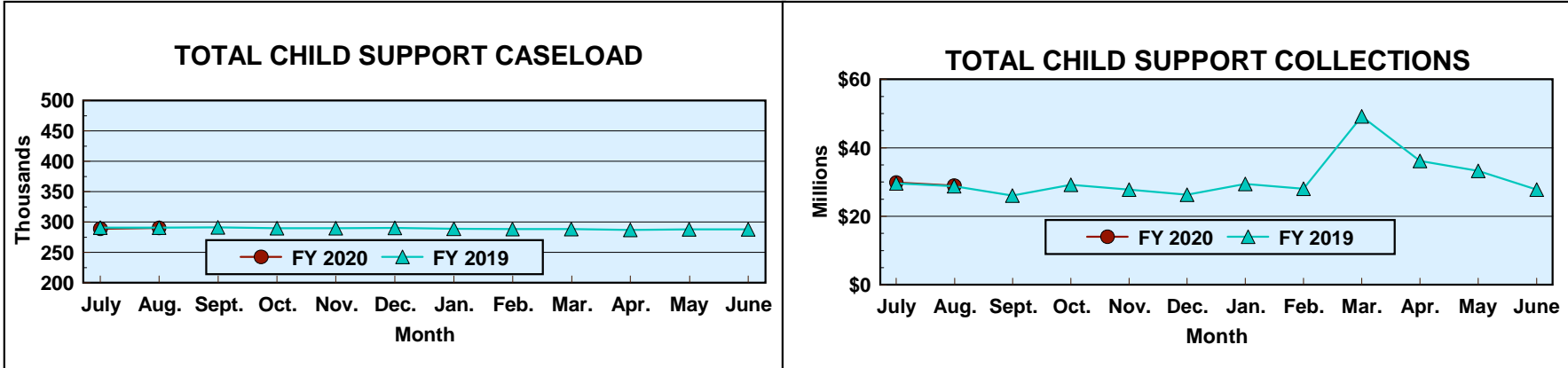
Prepared by Cost Allocation Unit, Division of Budgets and Accounting.

**Mississippi Department of Human Services
Graphic Overview of Program Data**

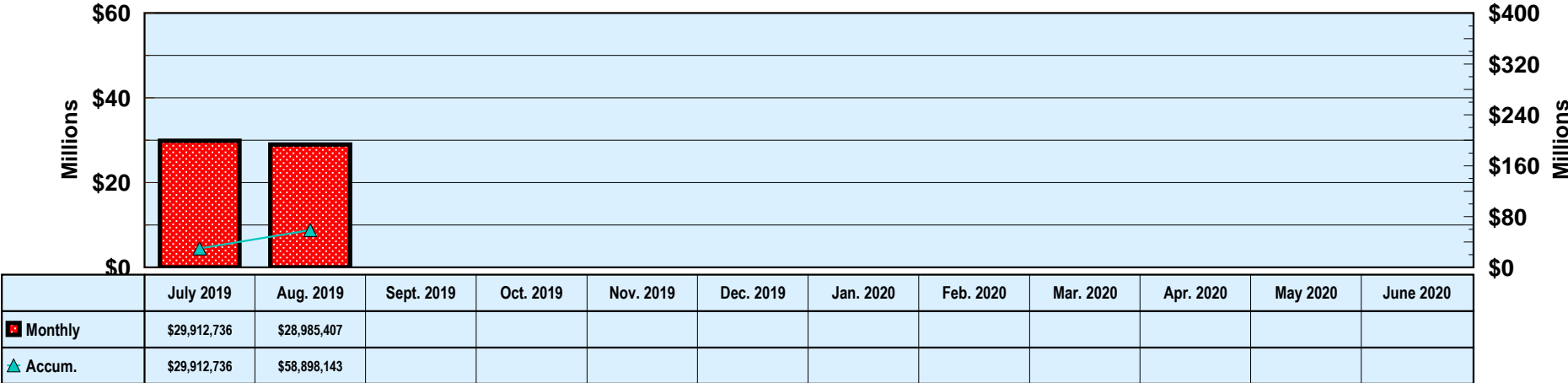
Month: August 2019

Date Released: 10/15/2019

**Field Operations Programs
Child Support Enforcement Program**



**FY 2020 TOTAL COLLECTIONS
(ACCUMULATED MONTHLY)**



Prepared by Cost Allocation Unit, Division of Budgets and Accounting.


**Mississippi Department of Human Services
Graphic Overview of Program Data**

Month: August 2019

Date Released: 10/15/2019

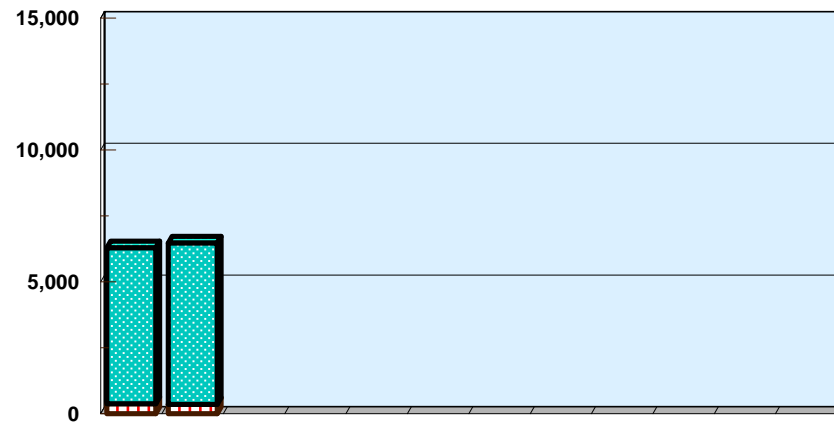
**Field Operations Programs
Child Support Enforcement Program**

**NUMBER OF CHILDREN FOR WHOM
PATERNITY WAS ESTABLISHED**



	07/19	08/19	09/19	10/19	11/19	12/19	01/20	02/20	03/20	04/20	05/20	06/20
TANF	54	32										
Non-TANF	1,233	1,439										

NONCUSTODIAL PARENTS LOCATED



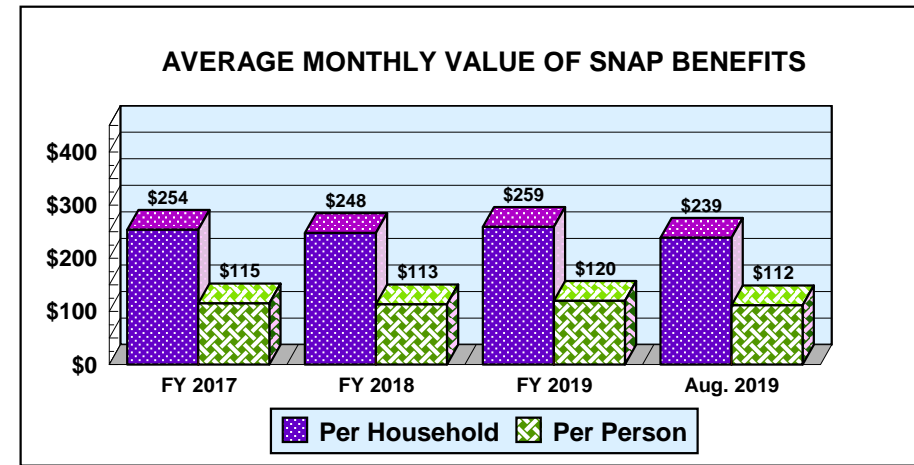
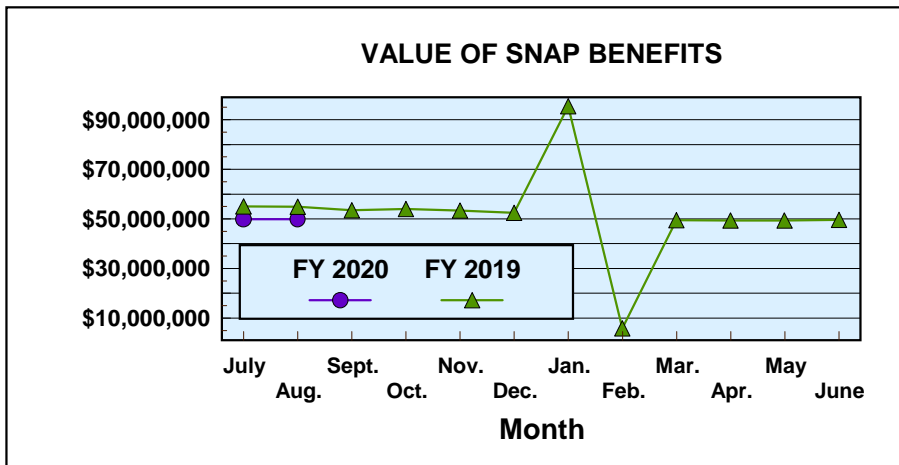
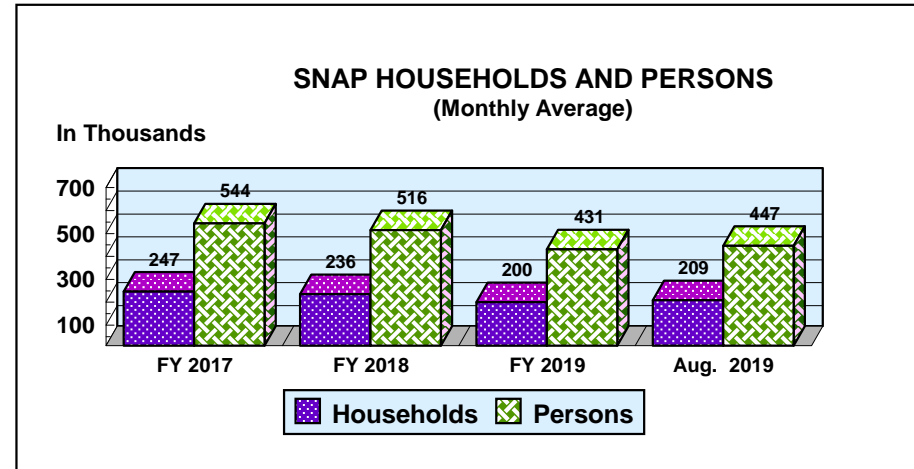
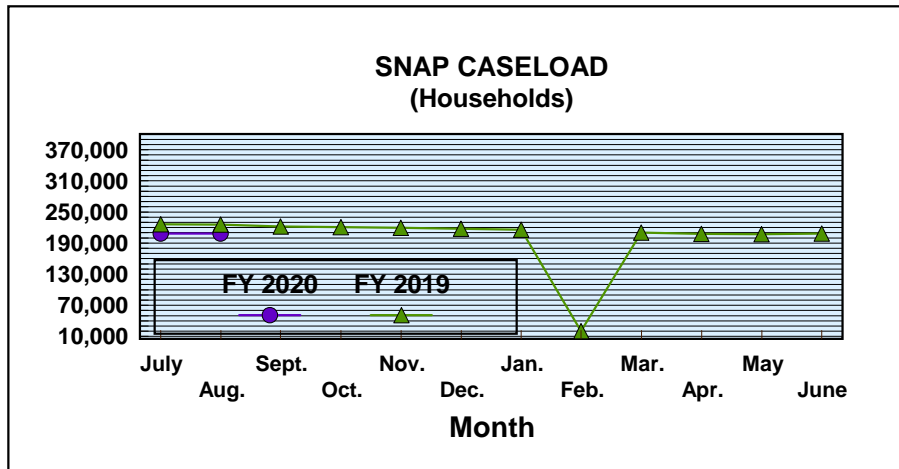
	07/19	08/19	09/19	10/19	11/19	12/19	01/20	02/20	03/20	04/20	05/20	06/20
TANF	378	356										
Non-TANF	5,918	6,124										

Mississippi Department of Human Services Graphic Overview of Program Data

Month: August 2019

Date Released: 10/15/2019

Field Operations Programs Supplemental Nutrition Assistance Program (SNAP)



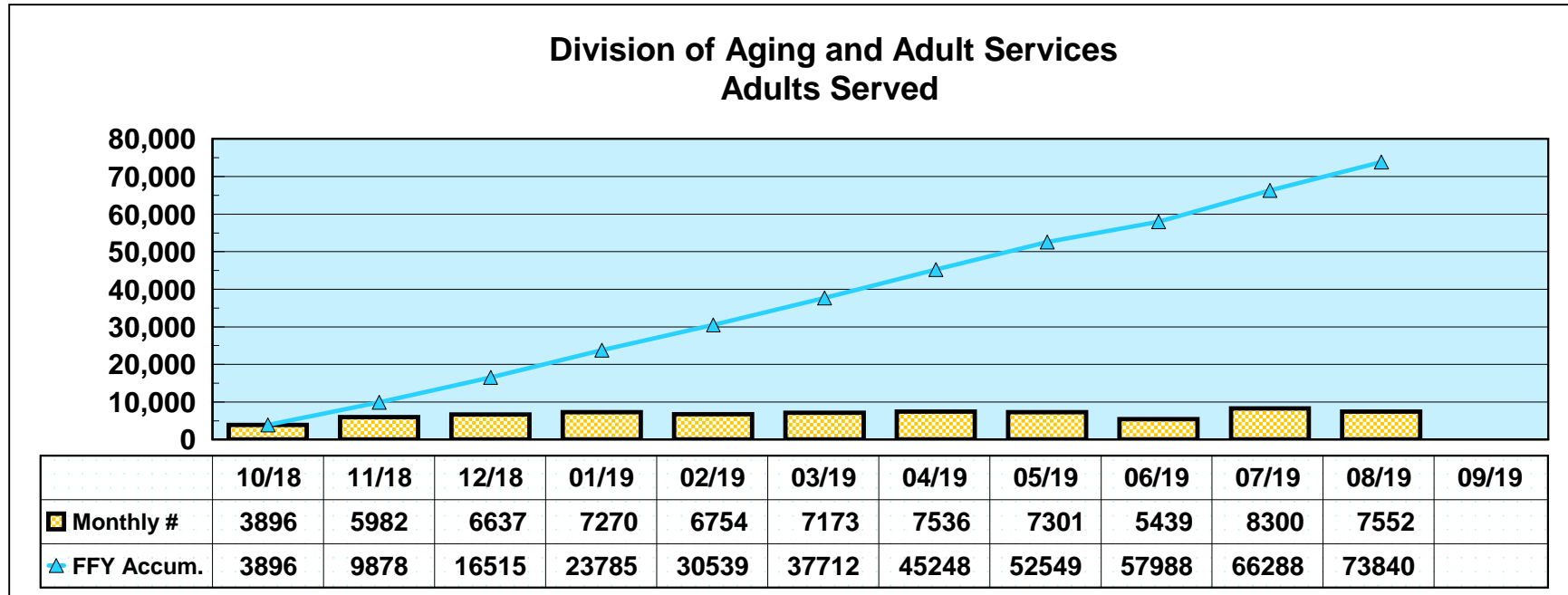
**Mississippi Department of Human Services
Graphic Overview of Program Data**

Month: August 2019

Date Released: 10/15/2019

Social Services Block Grant

**NEW CLIENTS SERVED
FEDERAL FISCAL YEAR 2019***



*Reflects unduplicated count of clients served monthly.

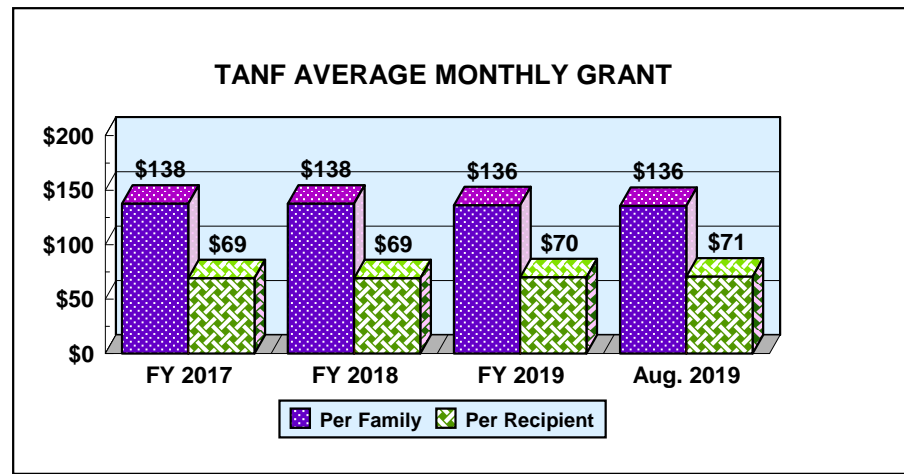
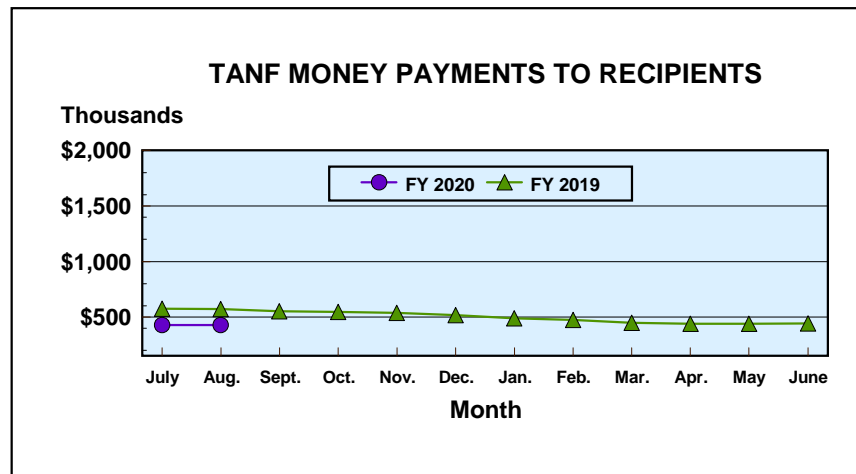
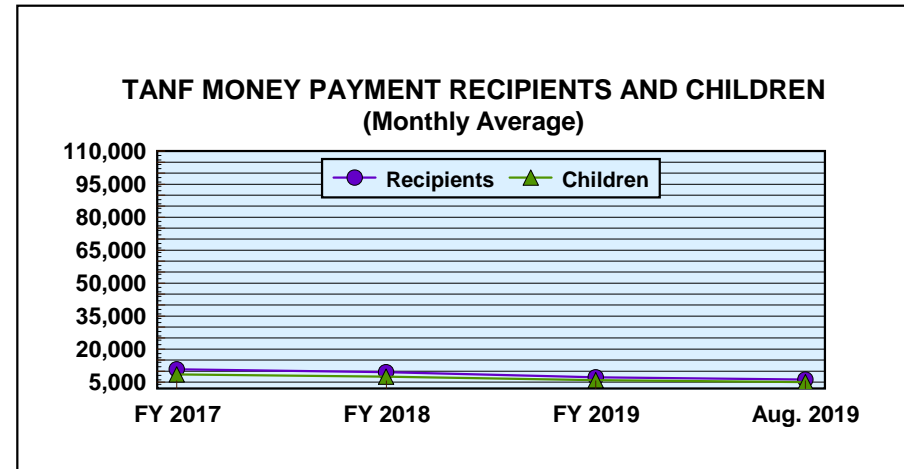
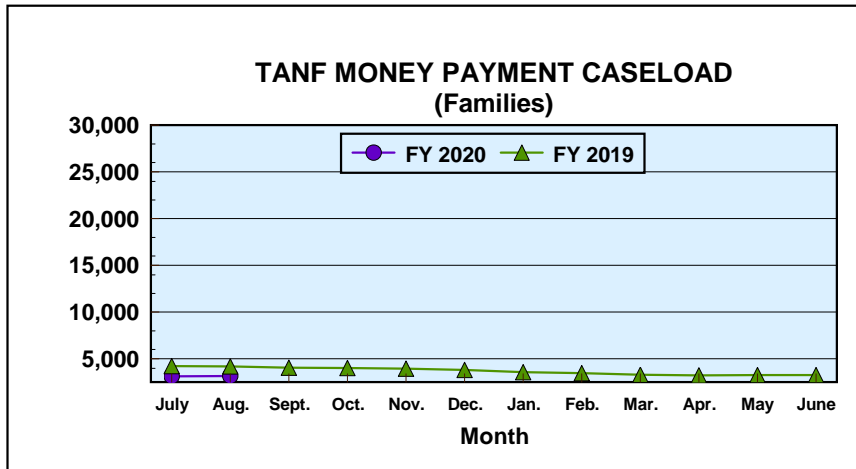
Prepared by Cost Allocation Unit, Division of Budgets and Accounting.

**Mississippi Department of Human
Services
Graphic Overview of Program Data**

Month: August 2019

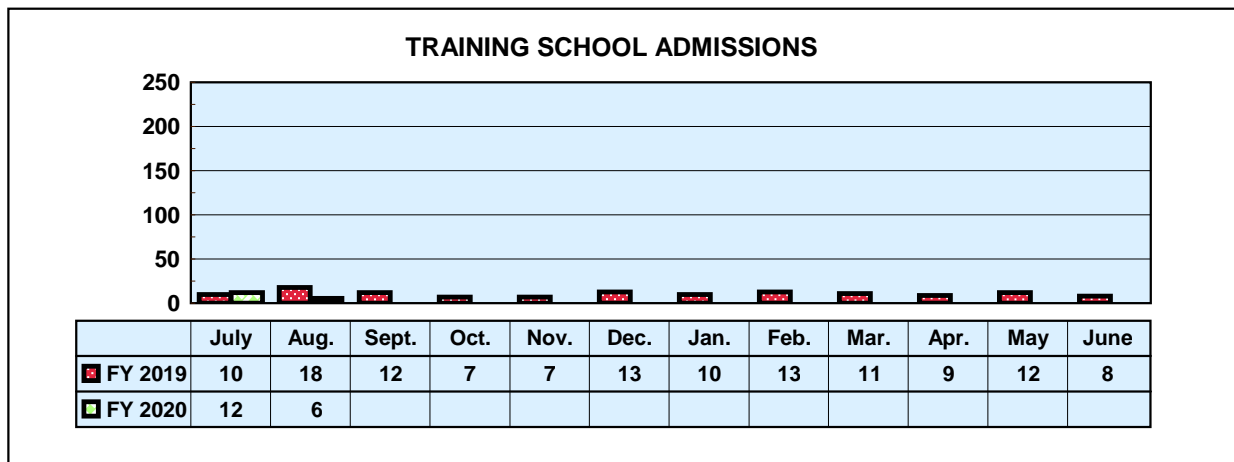
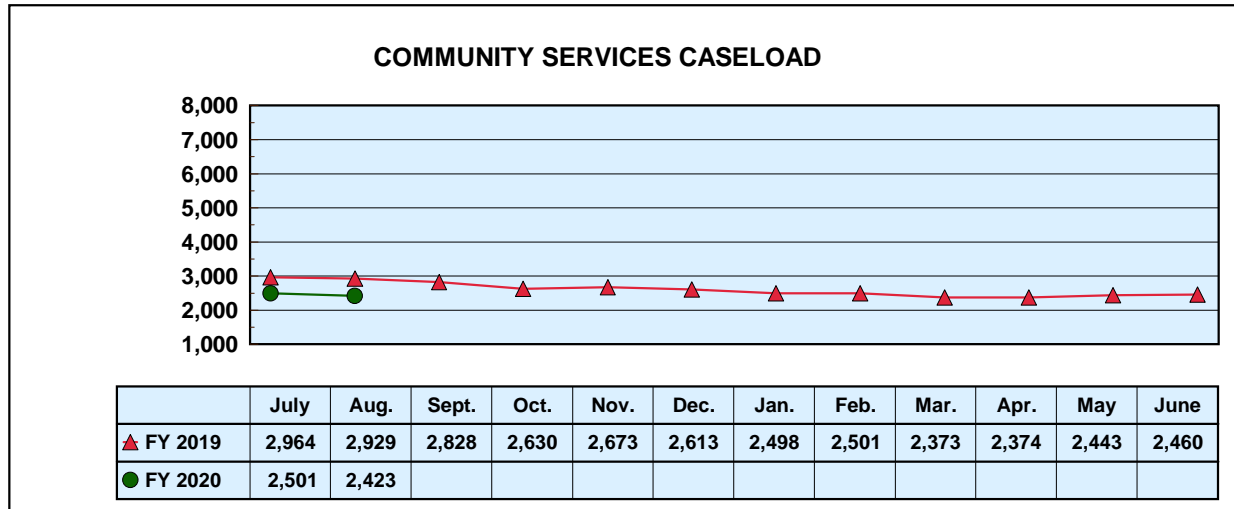
**Field Operations Programs
Temporary Assistance for Needy Families**

Date Released: 10/15/2019



Mississippi Department of Human Services Graphic Overview of Program Data

Division of Youth Services





MONTHLY STATISTICAL REPORT

Christopher Freeze, Executive Director

FIELD OPERATIONS PROGRAMS

Month: August 2019 Date Released: 10/15/2019

TEMPORARY ASSISTANCE FOR NEEDY FAMILIES ¹										
	MONEY PAYMENT			ONE-MONTH SUSPEND TANF	AVERAGE GRANT	Net Change From: July 2019				
	GRANT	ZERO	GRANT ²			GRANT	GRANT	ZERO	SUSPEND TANF	AVERAGE GRANT
		GRANT						GRANT		
Families	3,146	26	14	\$135.67	11	13	8	(\$0.57)		
Recipients	6,031	51	26	\$70.77	32	26	17	(\$0.43)		
Adults	1,037	11	7		18	4	3			
Children	4,994	40	19		14	22	14			
TOTAL GRANT AMOUNT				\$426,808	(\$295)					

SUPPLEMENTAL NUTRITION ASSISTANCE PROGRAM (SNAP)				
	NUMBER	AVERAGE BENEFIT VALUE	Net Change From: July 2019	
			NUMBER	AVERAGE BENEFIT VALUE
Households	208,621	\$239.07	418	(\$0.16)
Persons	446,924	\$111.59	471	\$0.03
BENEFIT VALUE		\$49,874,041	\$66,252	
COST PER MEAL		\$1.20	\$0.00	

TANF AND SNAP COLLECTIONS		
	AMOUNT	Net Change From: July 2019
TANF/AFDC Overpayment Collections	\$322	(\$366)
SNAP Overissuance Collections	\$146,470	(\$61,093)

¹ Total TANF program [TANF-Basic and TANF-Unemployed Parent (UP)]. Totals include UP data: 0 cases, 0 recipients, \$0 grant amount.

² Cases eligible for a money payment, but not legally entitled to a check because of \$10 minimum payment.

Prepared by Cost Allocation Unit, Division of Budgets and Accounting.



MONTHLY STATISTICAL REPORT

FIELD OPERATIONS PROGRAMS

Month: August 2019

Date Released: 10/15/2019

CHILD SUPPORT CASELOAD DATA

	CASES	Net Change From: July 2019
TOTAL	290,601	1,779
TANF/Foster Care	6,757	20
Non-TANF	259,474	1,712
TANF/Foster Care Arrears Only	22,393	(13)
Non-IV-D	1,977	60

NONCUSTODIAL PARENTS LOCATED

	NUMBER	Net Change From: July 2019
TOTAL	6,480	184
TANF/Foster Care Arrears Only	356	(22)
Non-TANF	6,124	206

CASES WITH COLLECTIONS

	NUMBER	Net Change From: July 2019
TOTAL CASES	79,780	(494)

TOTAL CHILD SUPPORT COLLECTIONS

	AMOUNT	Net Change From: July 2019
COLLECTED	\$28,985,407	(\$927,329)

Prepared by Cost Allocation Unit, Division of Budgets and Accounting.