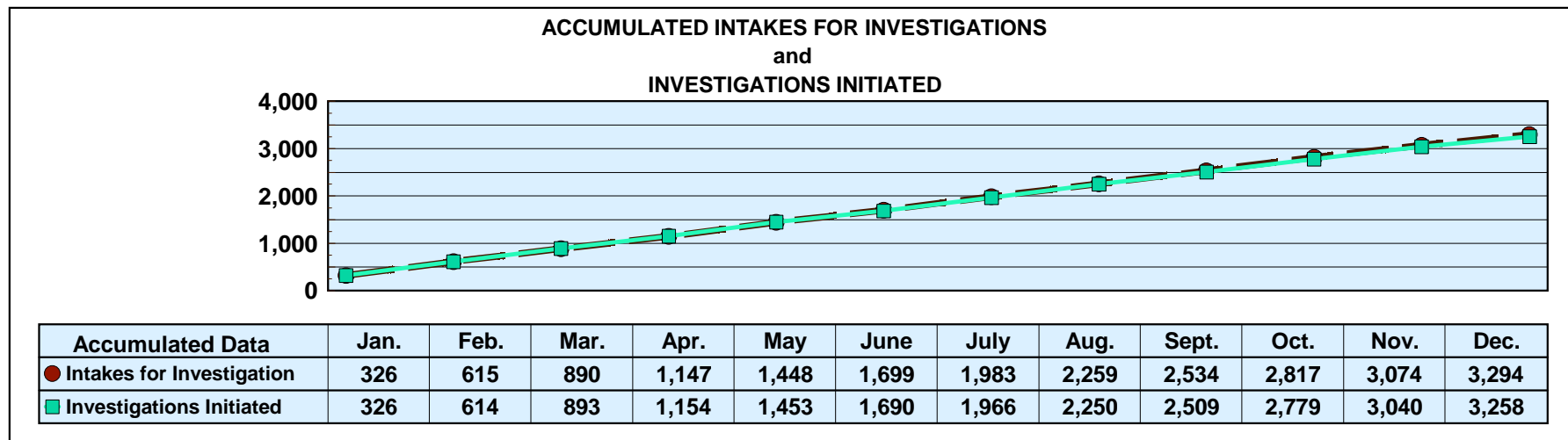
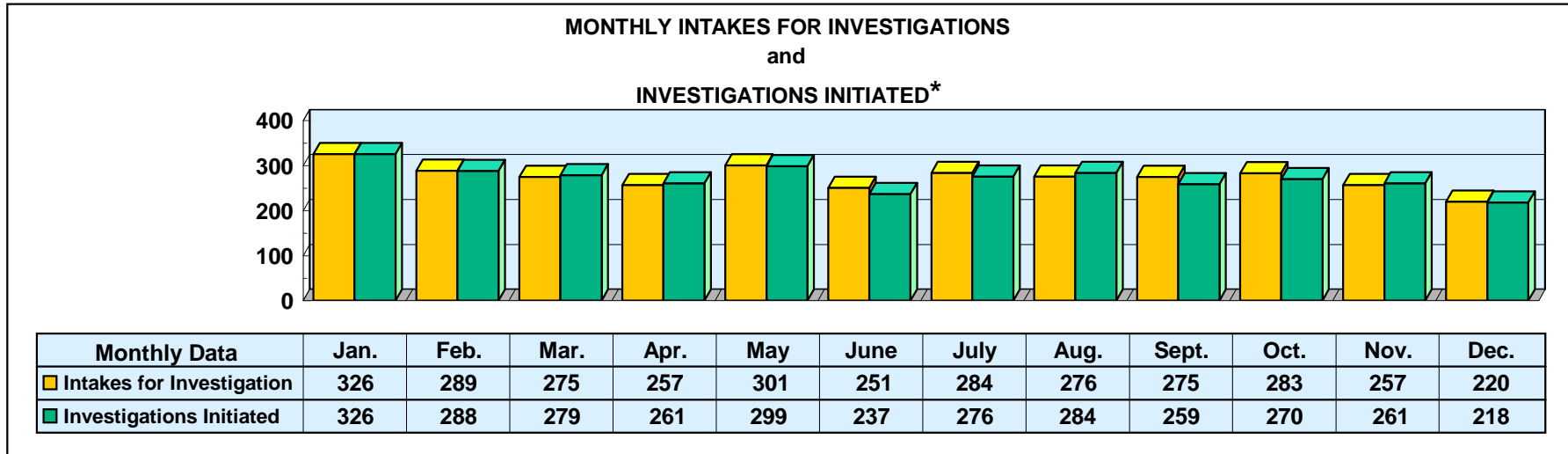


Mississippi Department of Human Services Graphic Overview of Program Data

Month: December 2019

Date Released: 02/18/2020

Division of Aging and Adult Services ADULT PROTECTIVE SERVICES



*An approximate manual count.

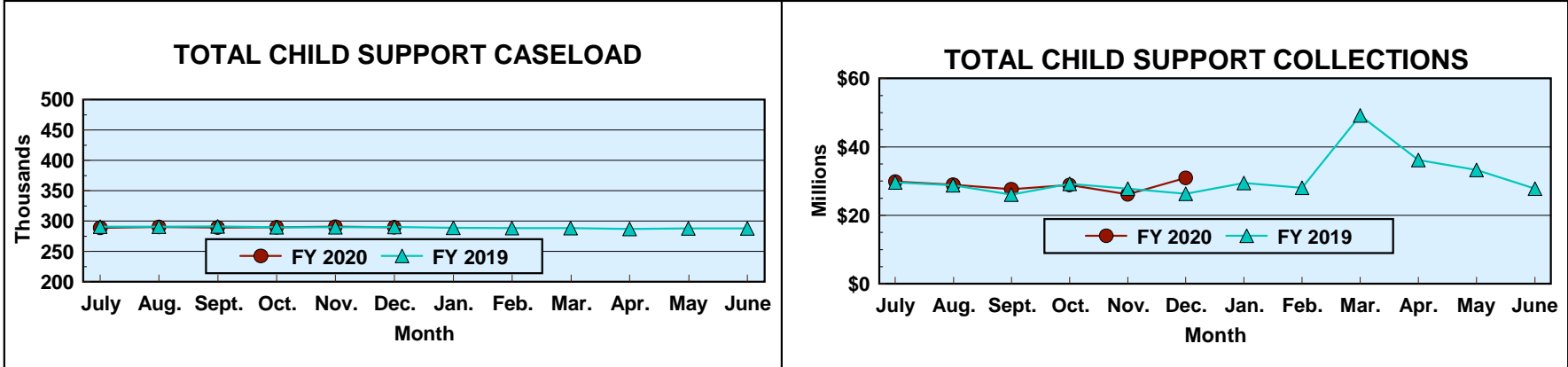
Prepared by Cost Allocation Unit, Division of Budgets and Accounting.

Mississippi Department of Human Services Graphic Overview of Program Data

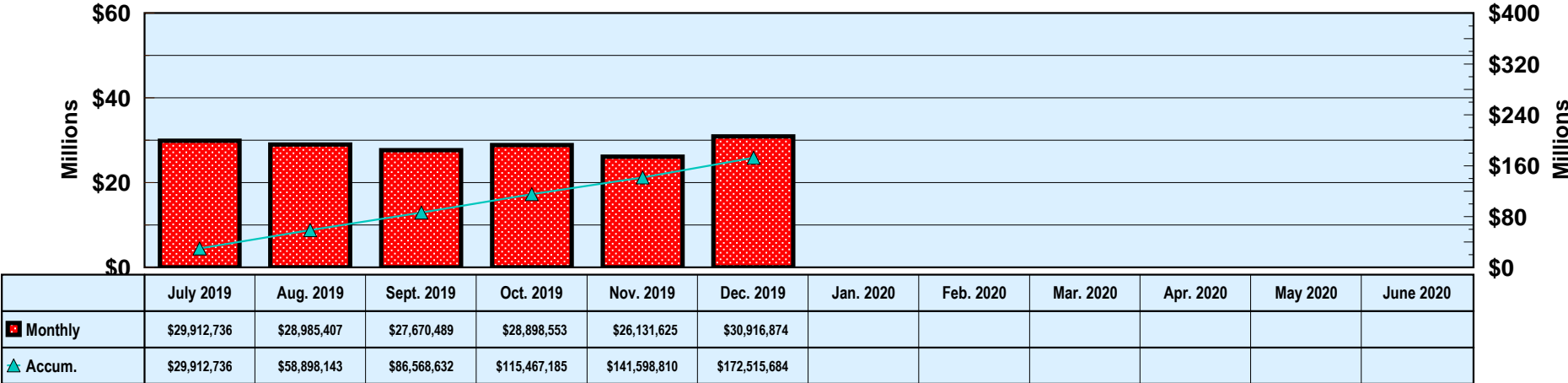
Month: December 2019

Date Released: 02/18/2020

Field Operations Programs Child Support Enforcement Program



FY 2020 TOTAL COLLECTIONS (ACCUMULATED MONTHLY)



Prepared by Cost Allocation Unit, Division of Budgets and Accounting.


**Mississippi Department of Human Services
Graphic Overview of Program Data**

Month: December 2019

Date Released: 02/18/2020

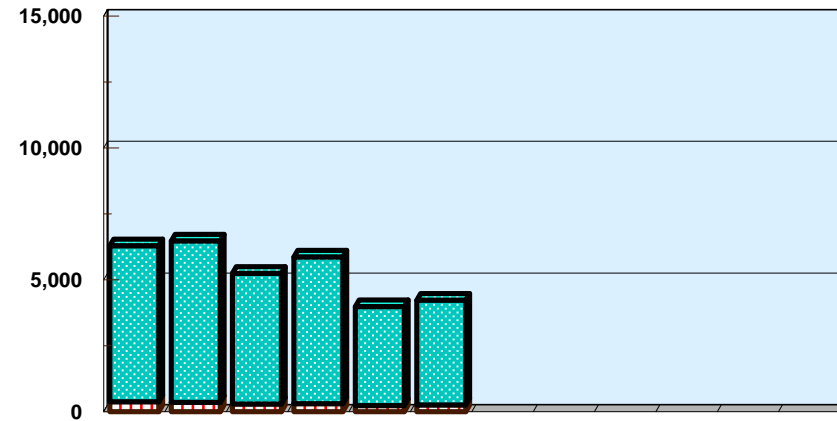
**Field Operations Programs
Child Support Enforcement Program**

**NUMBER OF CHILDREN FOR WHOM
PATERNITY WAS ESTABLISHED**



	07/19	08/19	09/19	10/19	11/19	12/19	01/20	02/20	03/20	04/20	05/20	06/20
TANF	54	32	45	34	50	19						
Non-TANF	1,233	1,439	1,296	1,504	1,149	1,084						

NONCUSTODIAL PARENTS LOCATED



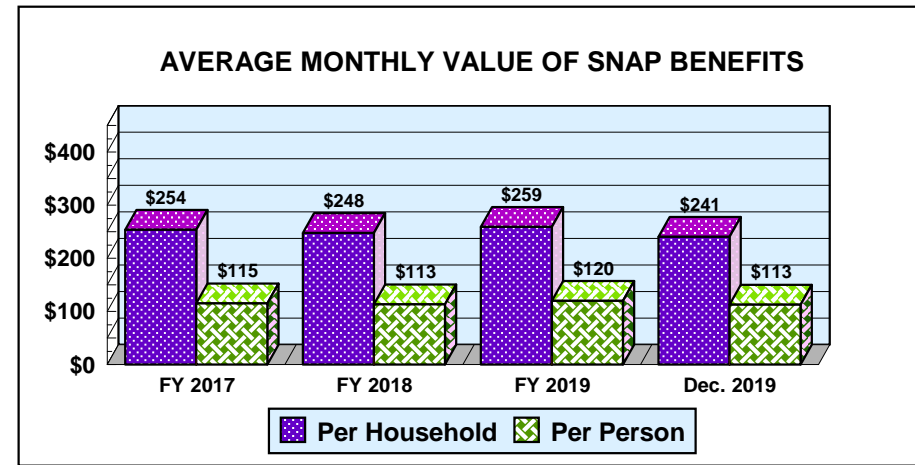
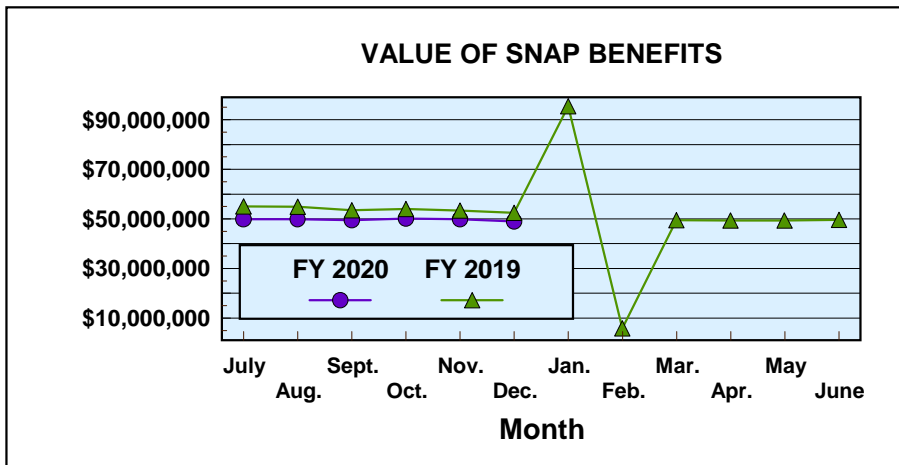
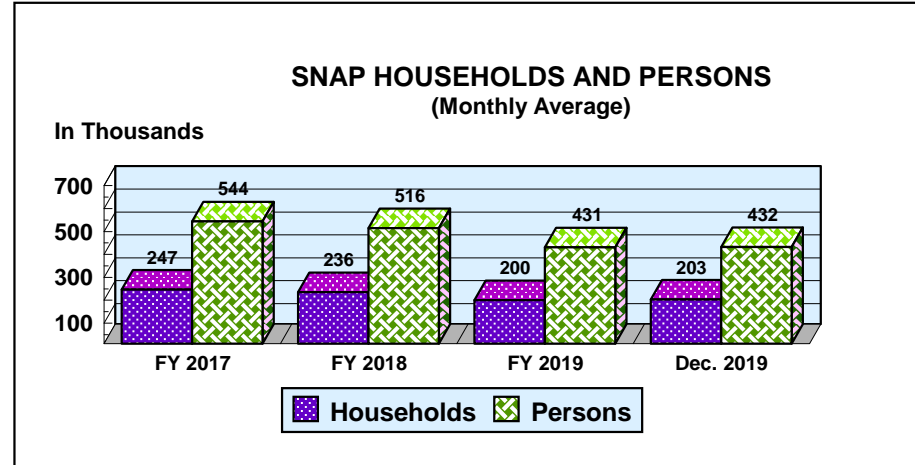
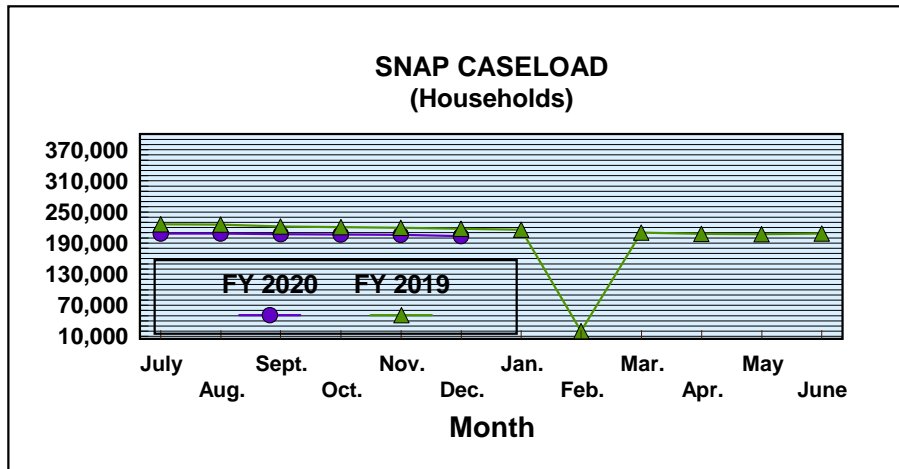
	07/19	08/19	09/19	10/19	11/19	12/19	01/20	02/20	03/20	04/20	05/20	06/20
TANF	378	356	296	309	233	258						
Non-TANF	5,918	6,124	4,954	5,555	3,756	3,969						

Mississippi Department of Human Services Graphic Overview of Program Data

Month: December 2019

Date Released: 02/18/2020

Field Operations Programs Supplemental Nutrition Assistance Program (SNAP)



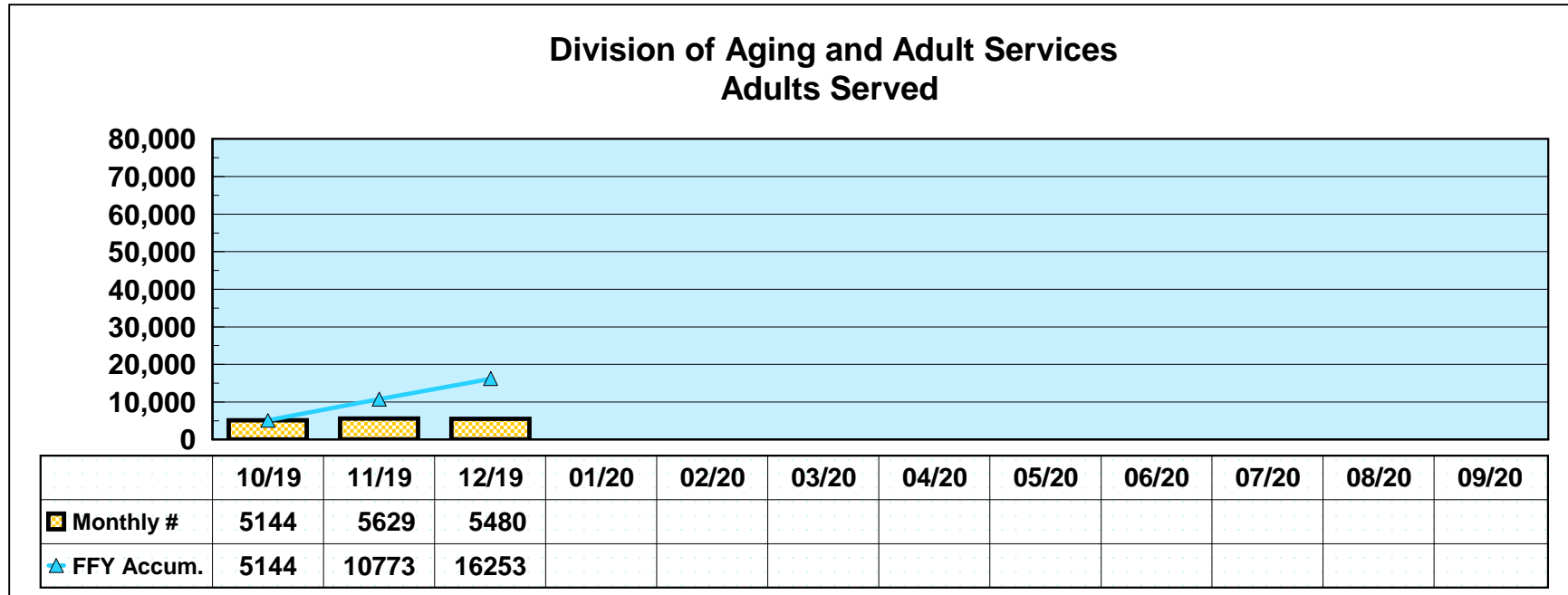
**Mississippi Department of Human Services
Graphic Overview of Program Data**

Month: December 2019

Date Released: 02/18/2020

Social Services Block Grant

**NEW CLIENTS SERVED
FEDERAL FISCAL YEAR 2020***



*Reflects unduplicated count of clients served monthly.

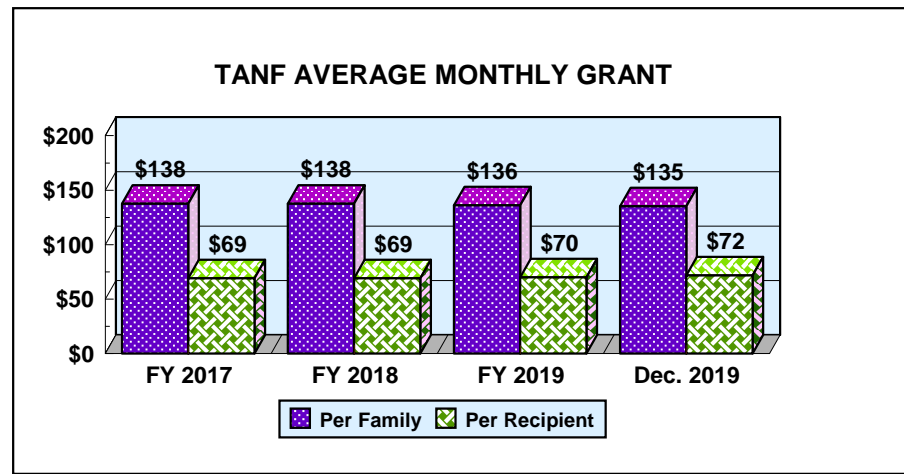
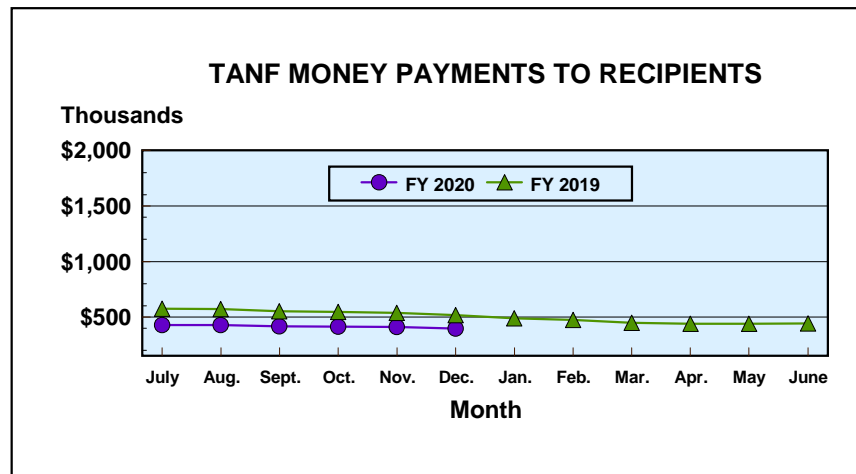
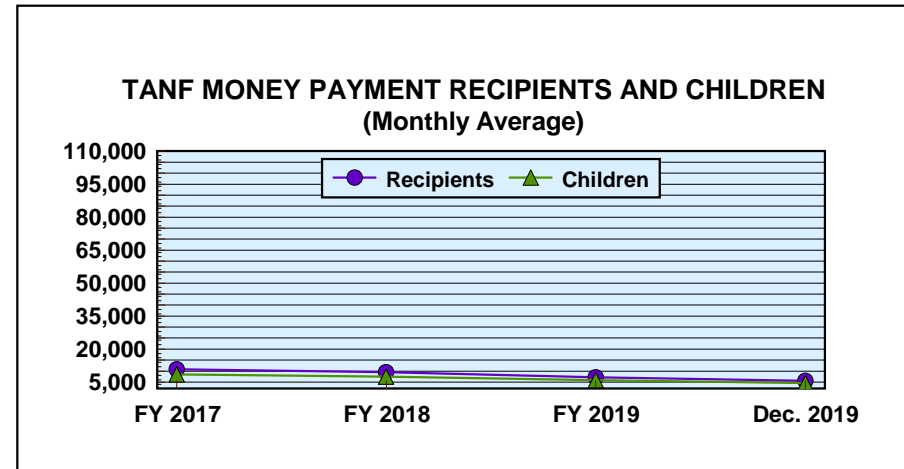
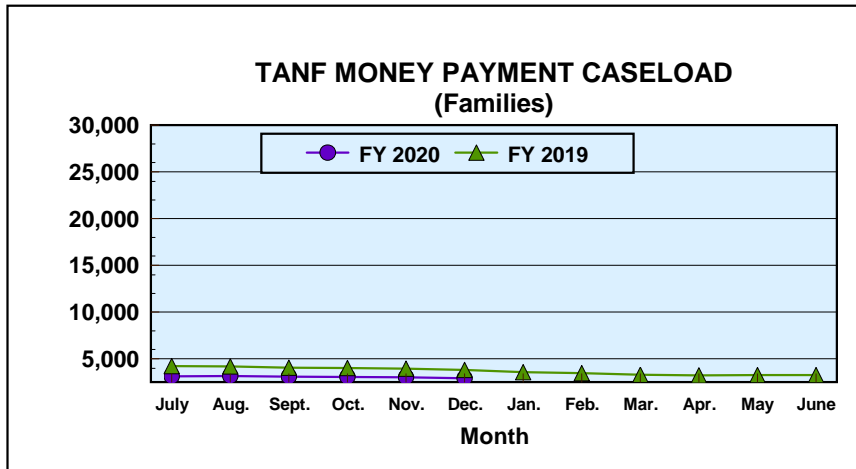
Prepared by Cost Allocation Unit, Division of Budgets and Accounting.

**Mississippi Department of Human
Services
Graphic Overview of Program Data**

Month: December 2019

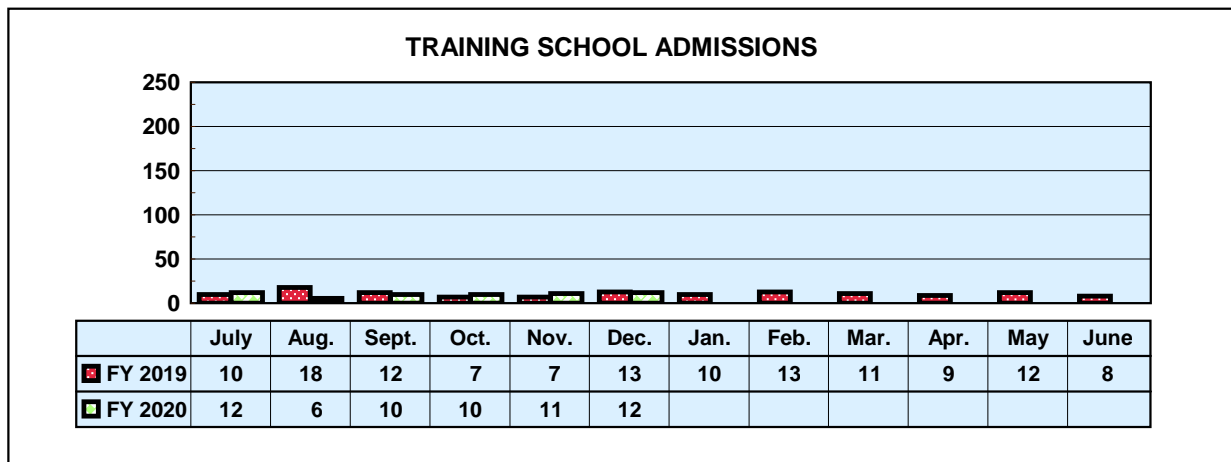
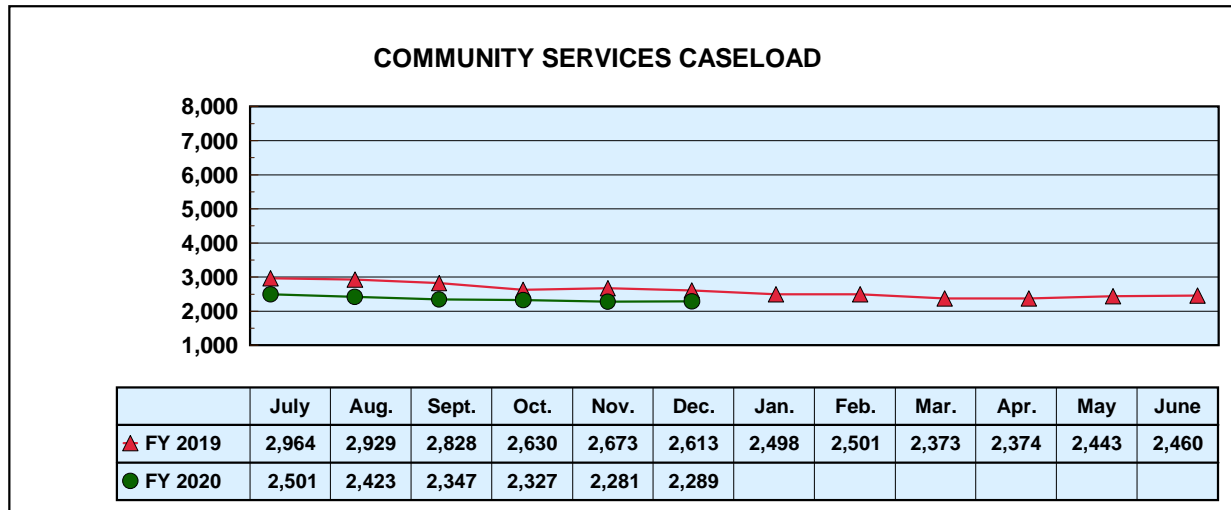
**Field Operations Programs
Temporary Assistance for Needy Families**

Date Released: 02/18/2020



Mississippi Department of Human Services Graphic Overview of Program Data

Division of Youth Services





MONTHLY STATISTICAL REPORT

Jacob Black, Interim Executive Director

FIELD OPERATIONS PROGRAMS

Month: December 2019 Date Released: 02/18/2020

TEMPORARY ASSISTANCE FOR NEEDY FAMILIES ¹										
	MONEY PAYMENT			ONE-MONTH SUSPEND TANF	AVERAGE GRANT	Net Change From: November 2019				
	GRANT	ZERO	GRANT ²			GRANT	GRANT	ZERO	SUSPEND TANF	AVERAGE GRANT
		GRANT						GRANT		
Families	2,934	8	6	\$135.18	(99)	1	2	\$0.07		
Recipients	5,515	15	9	\$71.92	(200)	0	(3)	\$0.21		
Adults	933	3	3		(70)	0	0			
Children	4,582	12	6		(130)	0	(3)			
TOTAL GRANT AMOUNT				\$396,613	(\$13,185)					

SUPPLEMENTAL NUTRITION ASSISTANCE PROGRAM (SNAP)				
	NUMBER	AVERAGE BENEFIT VALUE	Net Change From: November 2019	
			NUMBER	AVERAGE BENEFIT VALUE
Households	203,276	\$240.80	(2,638)	(\$1.44)
Persons	432,435	\$113.19	(6,557)	(\$0.43)
BENEFIT VALUE	\$48,948,920		(\$931,135)	
COST PER MEAL	\$1.22		(\$0.04)	

TANF AND SNAP COLLECTIONS		
	AMOUNT	Net Change From: November 2019
TANF/AFDC Overpayment Collections	\$582	\$250
SNAP Overissuance Collections	\$144,914	\$18,730

¹ Total TANF program [TANF-Basic and TANF-Unemployed Parent (UP)]. Totals include UP data: 0 cases, 0 recipients, \$0 grant amount.

² Cases eligible for a money payment, but not legally entitled to a check because of \$10 minimum payment.

Prepared by Cost Allocation Unit, Division of Budgets and Accounting.



MONTHLY STATISTICAL REPORT

FIELD OPERATIONS PROGRAMS

Month: December 2019

Date Released: 02/18/2020

CHILD SUPPORT CASELOAD DATA

	CASES	Net Change From: November 2019
TOTAL	289,736	(1,111)
TANF/Foster Care	6,621	(92)
Non-TANF	258,712	(1,029)
TANF/Foster Care Arrears Only	22,401	1
Non-IV-D	2,002	9

NONCUSTODIAL PARENTS LOCATED

	NUMBER	Net Change From: November 2019
TOTAL	4,227	238
TANF/Foster Care Arrears Only	258	25
Non-TANF	3,969	213

CASES WITH COLLECTIONS

	NUMBER	Net Change From: November 2019
TOTAL CASES	80,115	1,118

TOTAL CHILD SUPPORT COLLECTIONS

	AMOUNT	Net Change From: November 2019
COLLECTED	\$30,916,874	\$4,785,249

Prepared by Cost Allocation Unit, Division of Budgets and Accounting.