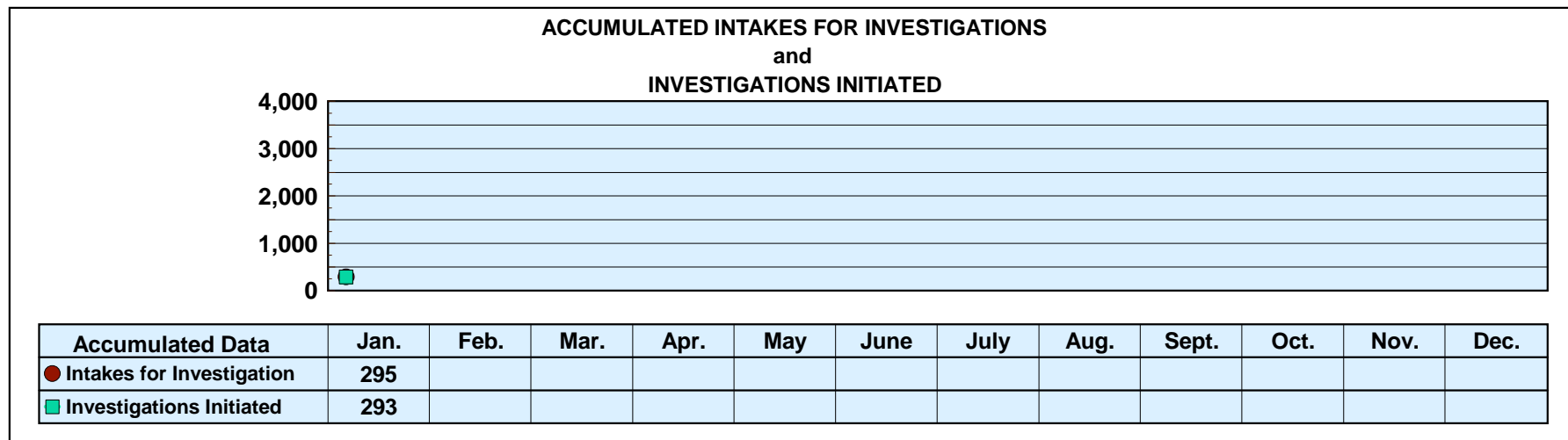
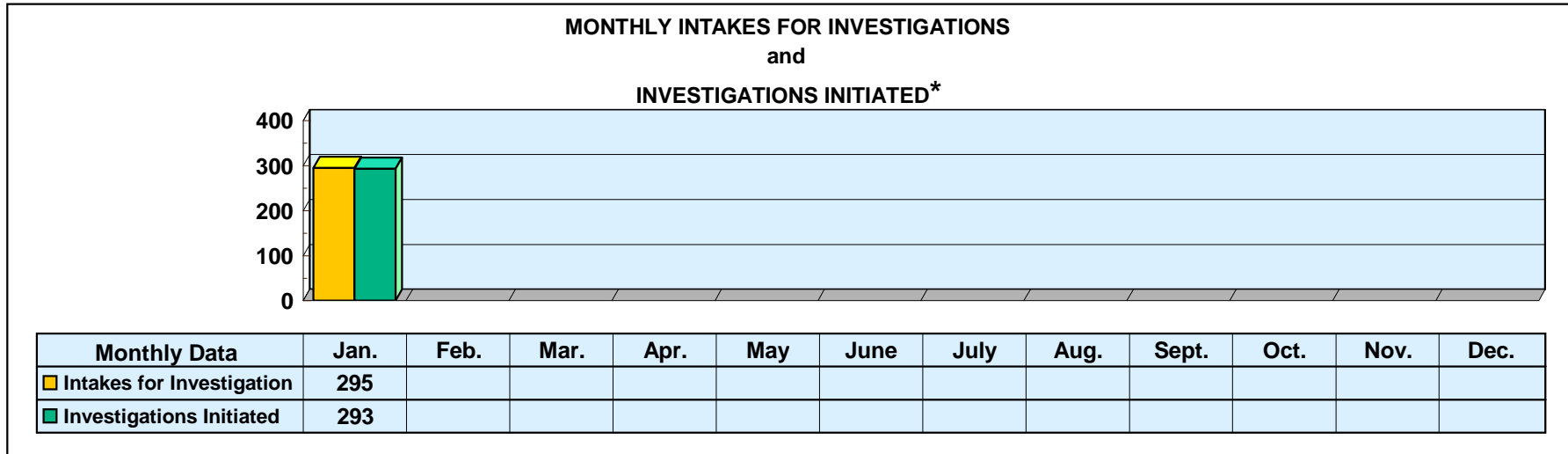


**Mississippi Department of Human Services
Graphic Overview of Program Data**

Month: January 2020

Date Released: 03/16/2020

**Division of Aging and Adult Services
ADULT PROTECTIVE SERVICES**



*An approximate manual count.

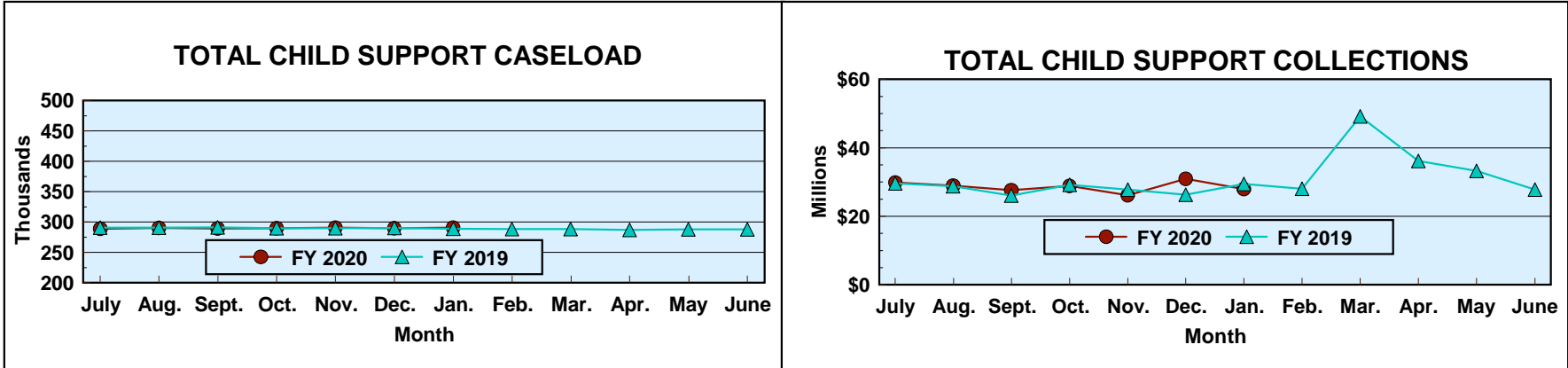
Prepared by Cost Allocation Unit, Division of Budgets and Accounting.

Mississippi Department of Human Services Graphic Overview of Program Data

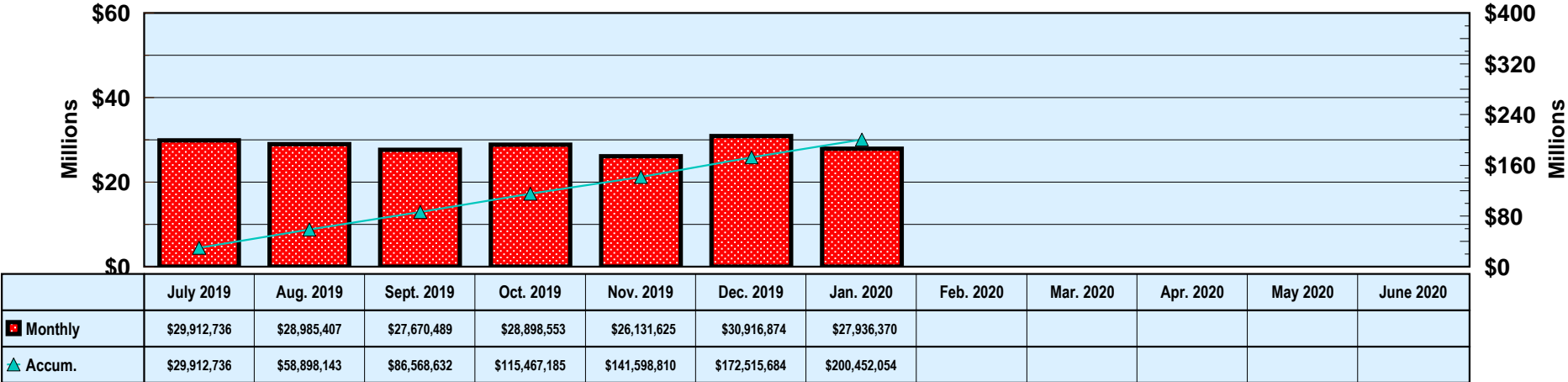
Month: January 2020

Date Released: 03/16/2020

Field Operations Programs Child Support Enforcement Program



FY 2020 TOTAL COLLECTIONS (ACCUMULATED MONTHLY)



Prepared by Cost Allocation Unit, Division of Budgets and Accounting.


**Mississippi Department of Human Services
Graphic Overview of Program Data**

Month: January 2020

Date Released: 03/16/2020

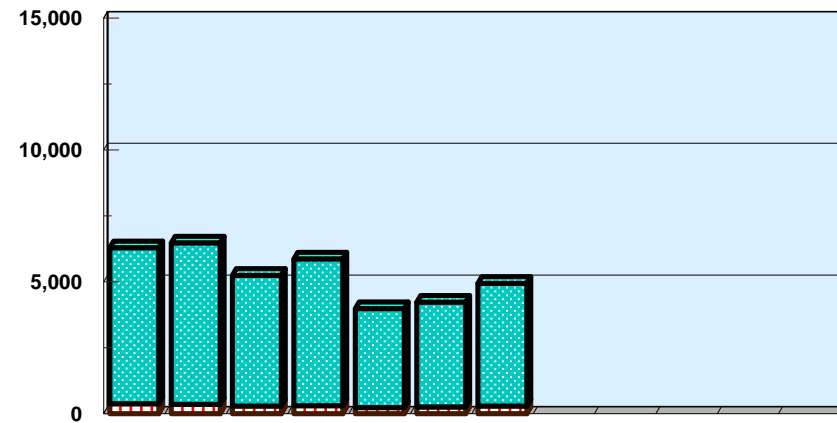
**Field Operations Programs
Child Support Enforcement Program**

**NUMBER OF CHILDREN FOR WHOM
PATERNITY WAS ESTABLISHED**



	07/19	08/19	09/19	10/19	11/19	12/19	01/20	02/20	03/20	04/20	05/20	06/20
TANF	54	32	45	34	50	19	39					
Non-TANF	1,233	1,439	1,296	1,504	1,149	1,084	1,115					

NONCUSTODIAL PARENTS LOCATED



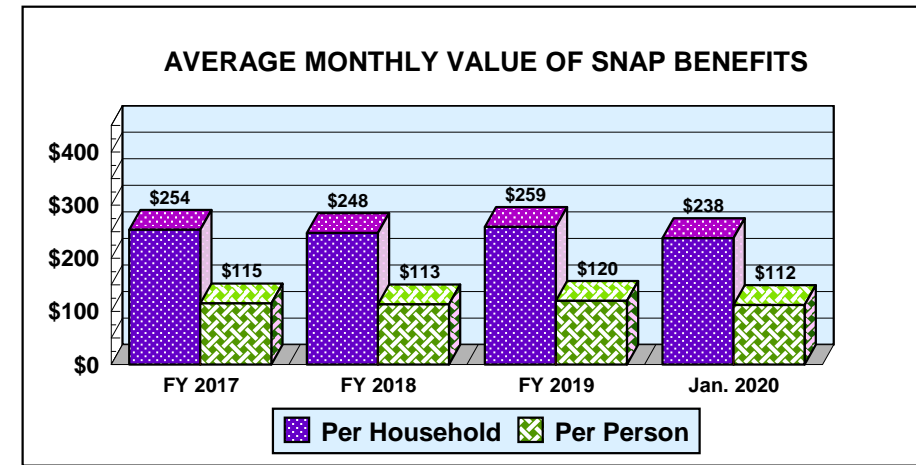
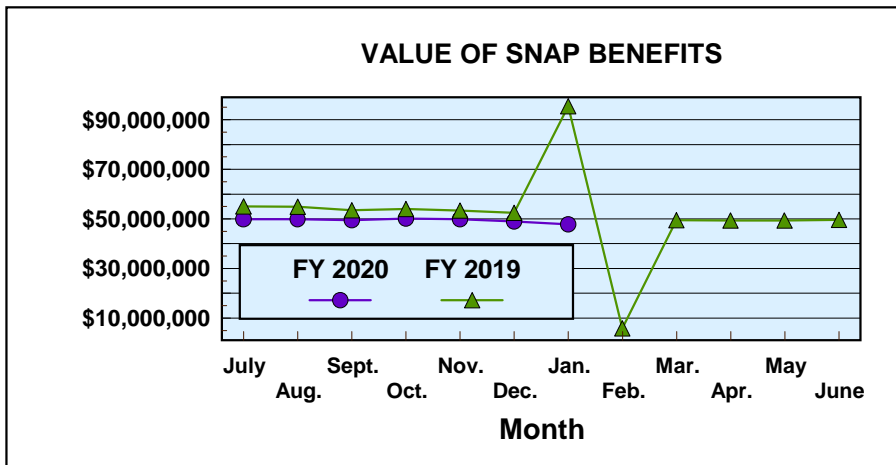
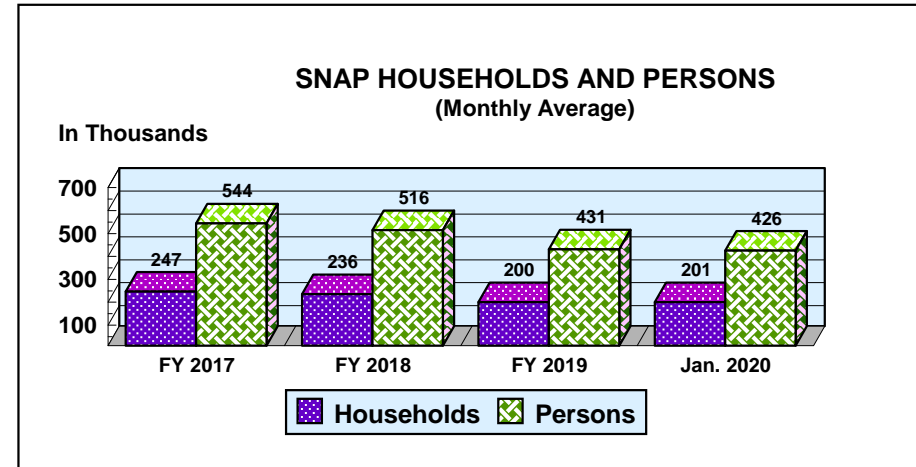
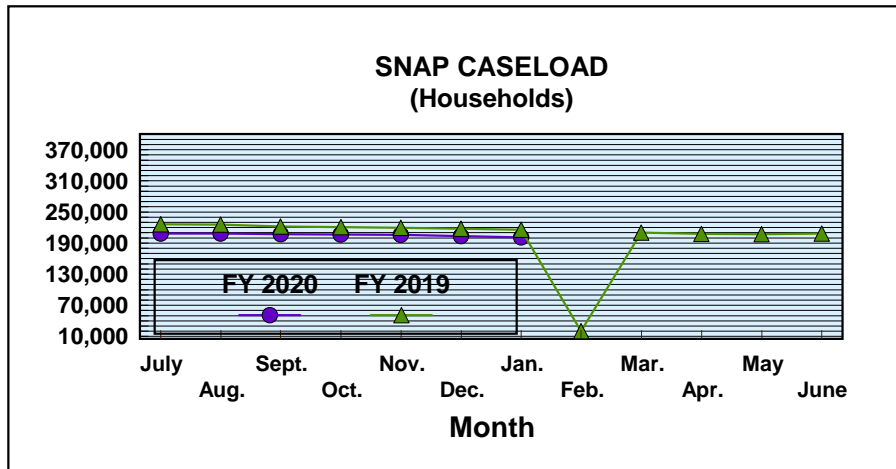
	07/19	08/19	09/19	10/19	11/19	12/19	01/20	02/20	03/20	04/20	05/20	06/20
TANF	378	356	296	309	233	258	298					
Non-TANF	5,918	6,124	4,954	5,555	3,756	3,969	4,643					

Mississippi Department of Human Services Graphic Overview of Program Data

Month: January 2020

Date Released: 03/16/2020

Field Operations Programs Supplemental Nutrition Assistance Program (SNAP)



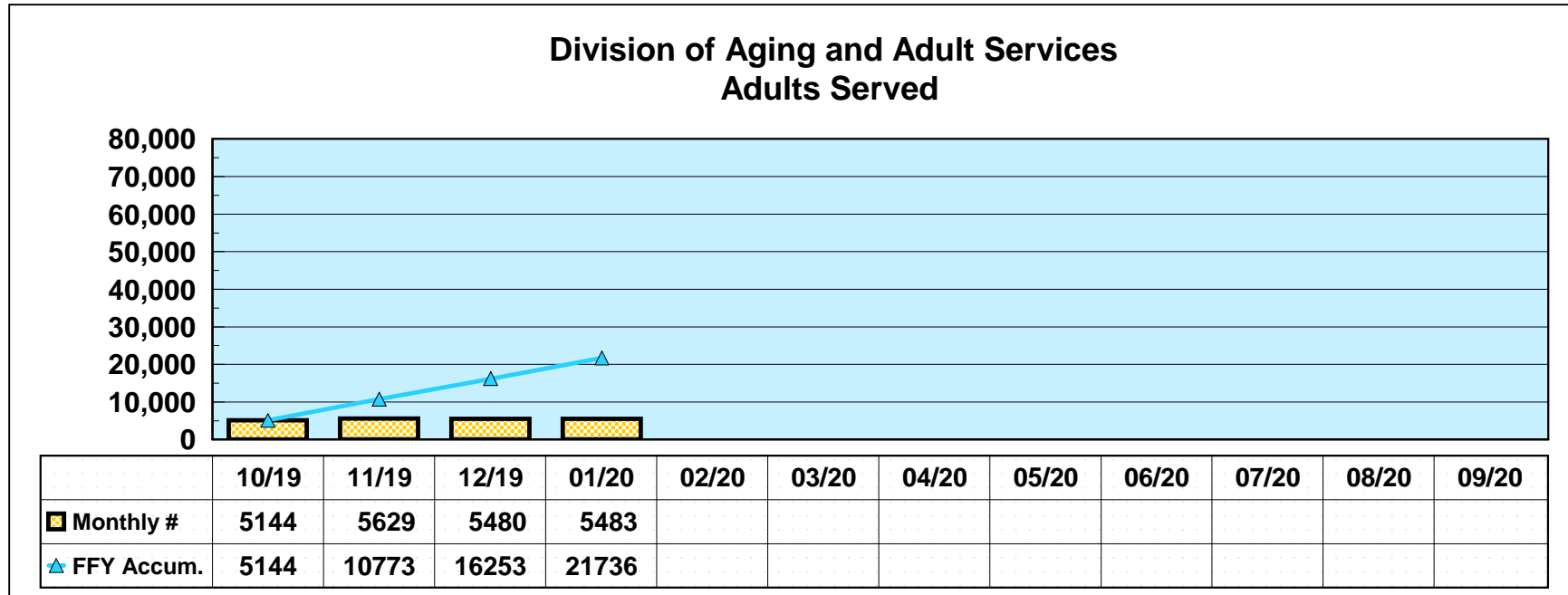
**Mississippi Department of Human Services
Graphic Overview of Program Data**

Month: January 2020

Date Released: 03/16/2020

Social Services Block Grant

**NEW CLIENTS SERVED
FEDERAL FISCAL YEAR 2020***



*Reflects unduplicated count of clients served monthly.

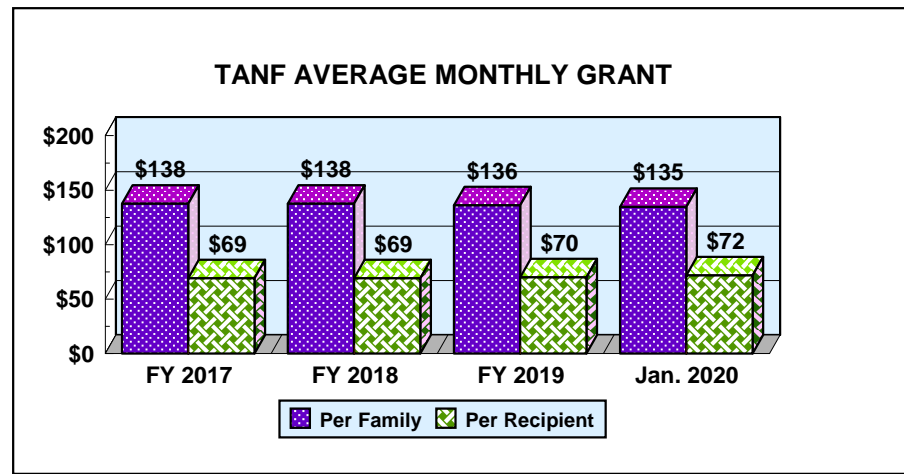
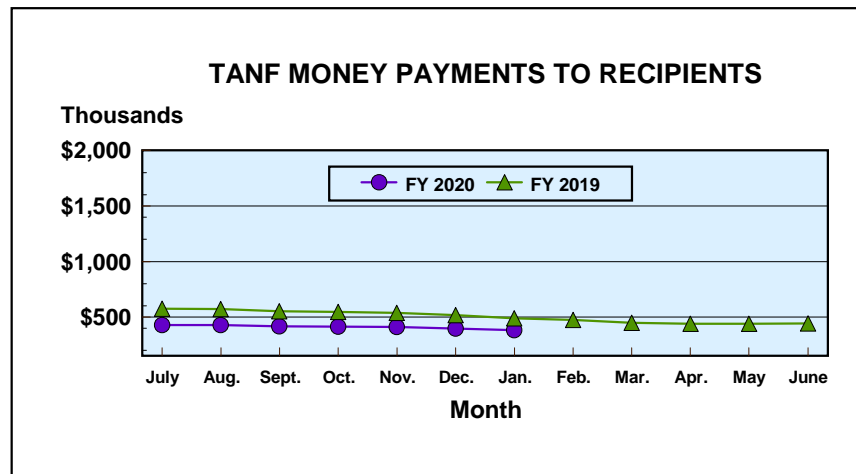
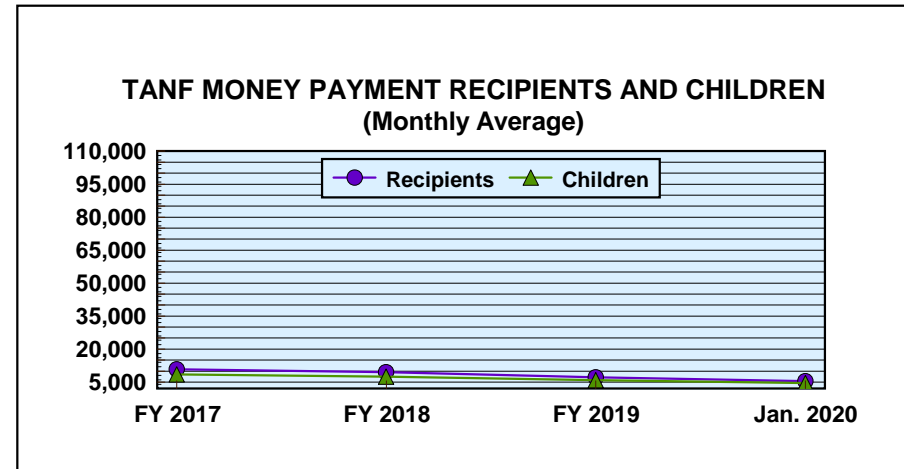
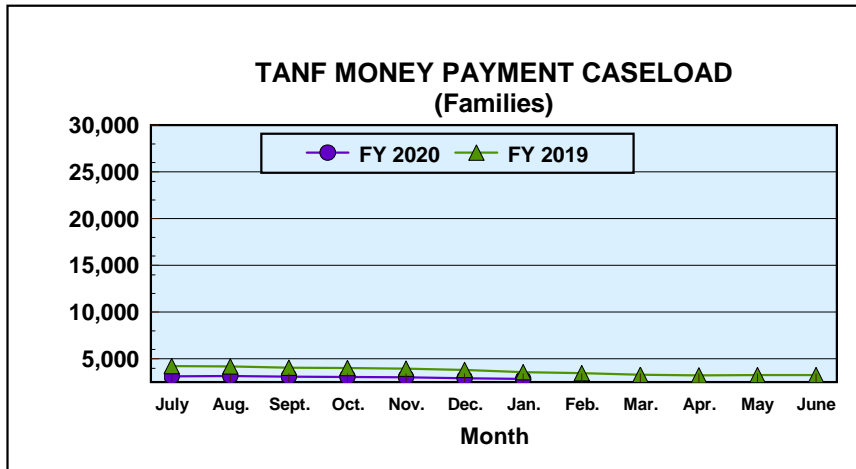
Prepared by Cost Allocation Unit, Division of Budgets and Accounting.

**Mississippi Department of Human
Services
Graphic Overview of Program Data**

Month: January 2020

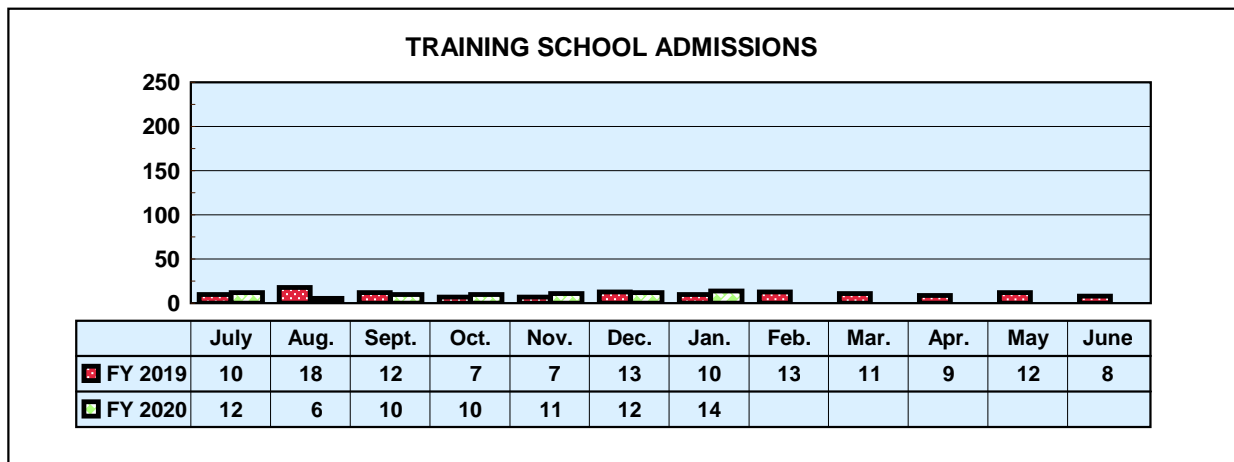
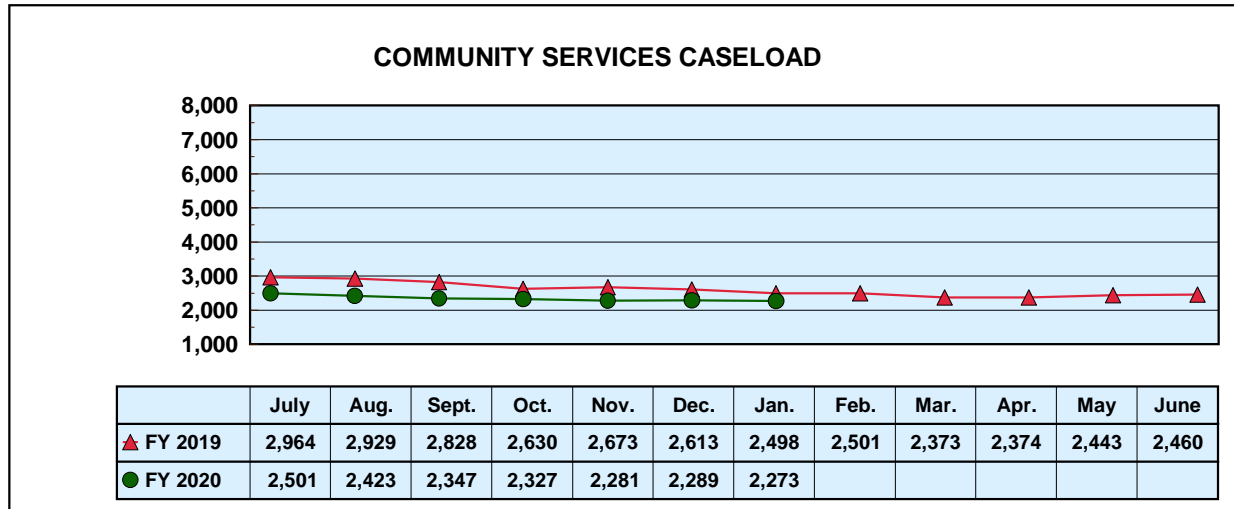
**Field Operations Programs
Temporary Assistance for Needy Families**

Date Released: 03/16/2020



Mississippi Department of Human Services Graphic Overview of Program Data

Division of Youth Services





MONTHLY STATISTICAL REPORT

Bob Anderson, Executive Director

FIELD OPERATIONS PROGRAMS

Month: January 2020 Date Released: 03/16/2020

TEMPORARY ASSISTANCE FOR NEEDY FAMILIES ¹										
	MONEY PAYMENT			ONE-MONTH SUSPEND TANF	AVERAGE GRANT	Net Change From: December 2019				
	GRANT	ZERO	GRANT ²			GRANT	GRANT	ZERO	SUSPEND TANF	AVERAGE GRANT
		GRANT						GRANT		
Families	2,846	21	14	\$134.57	(88)	13	8	(\$0.61)		
Recipients	5,323	40	30	\$71.95	(192)	25	21	\$0.03		
Adults	875	8	1		(58)	5	(2)			
Children	4,448	32	29		(134)	20	23			
TOTAL GRANT AMOUNT				\$382,994	(\$13,619)					

SUPPLEMENTAL NUTRITION ASSISTANCE PROGRAM (SNAP)				
	NUMBER	AVERAGE BENEFIT VALUE	Net Change From: December 2019	
			NUMBER	AVERAGE BENEFIT VALUE
Households	200,783	\$238.00	(2,493)	(\$2.80)
Persons	425,506	\$112.30	(6,929)	(\$0.89)
BENEFIT VALUE	\$47,785,392		(\$1,163,528)	
COST PER MEAL	\$1.21		(\$0.01)	

TANF AND SNAP COLLECTIONS		
	AMOUNT	Net Change From: December 2019
TANF/AFDC Overpayment Collections	\$710	\$128
SNAP Overissuance Collections	\$150,427	\$5,513

¹ Total TANF program [TANF-Basic and TANF-Unemployed Parent (UP)]. Totals include UP data: 0 cases, 0 recipients, \$0 grant amount.

² Cases eligible for a money payment, but not legally entitled to a check because of \$10 minimum payment.

Prepared by Cost Allocation Unit, Division of Budgets and Accounting.



MONTHLY STATISTICAL REPORT

FIELD OPERATIONS PROGRAMS

Month: January 2020

Date Released: 03/16/2020

CHILD SUPPORT CASELOAD DATA

	CASES	Net Change From: December 2019
TOTAL	290,735	999
TANF/Foster Care	6,598	(23)
Non-TANF	259,755	1,043
TANF/Foster Care Arrears Only	22,382	(19)
Non-IV-D	2,000	(2)

NONCUSTODIAL PARENTS LOCATED

	NUMBER	Net Change From: December 2019
TOTAL	4,941	714
TANF/Foster Care Arrears Only	298	40
Non-TANF	4,643	674

CASES WITH COLLECTIONS

	NUMBER	Net Change From: December 2019
TOTAL CASES	78,027	(2,088)

TOTAL CHILD SUPPORT COLLECTIONS

	AMOUNT	Net Change From: December 2019
COLLECTED	\$27,936,370	(\$2,980,504)

Prepared by Cost Allocation Unit, Division of Budgets and Accounting.