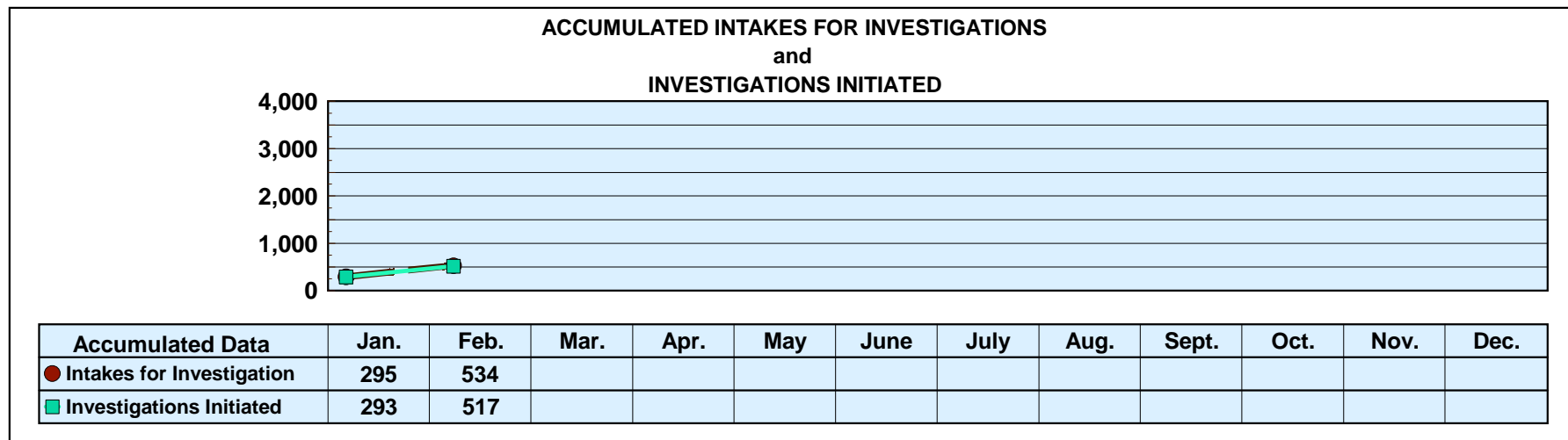
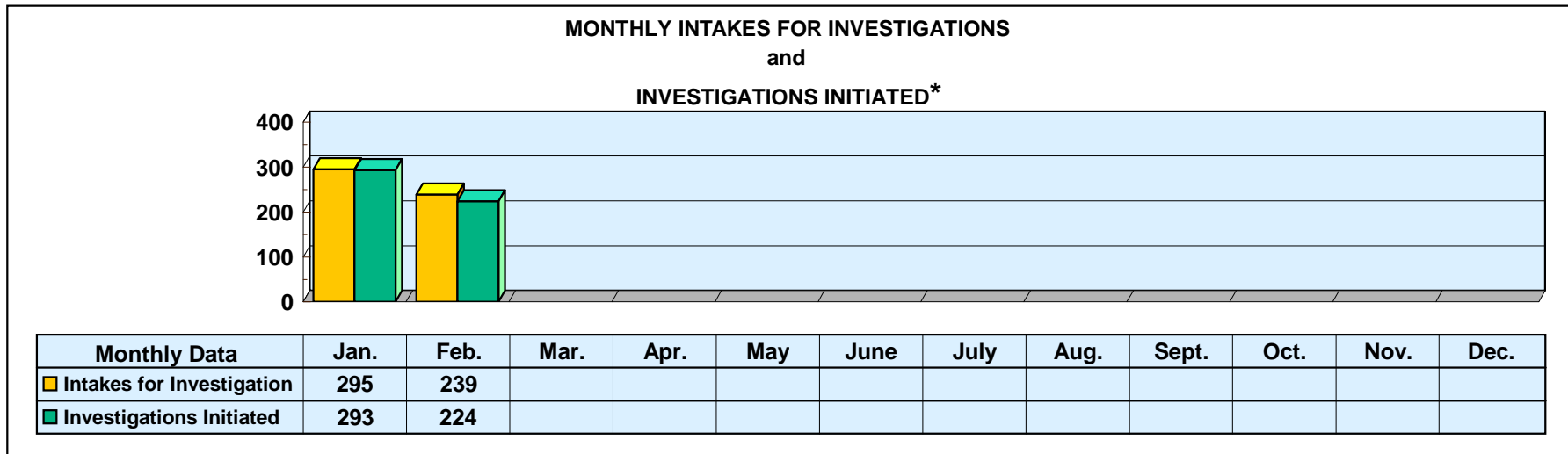


**Mississippi Department of Human Services
Graphic Overview of Program Data**

Month: February 2020

Date Released: 04/15/2020

**Division of Aging and Adult Services
ADULT PROTECTIVE SERVICES**



*An approximate manual count.

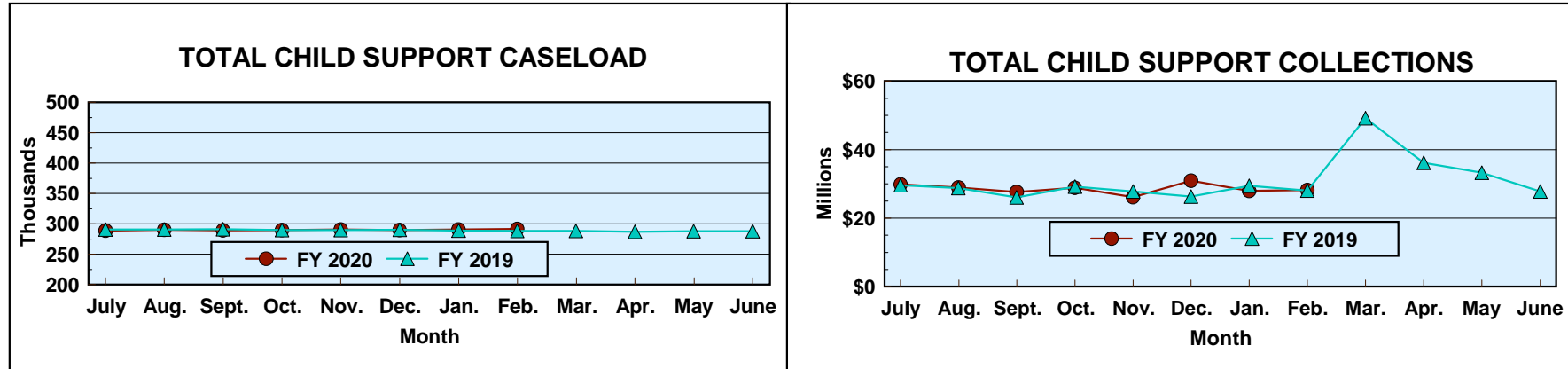
Prepared by Cost Allocation Unit, Division of Budgets and Accounting.

Mississippi Department of Human Services Graphic Overview of Program Data

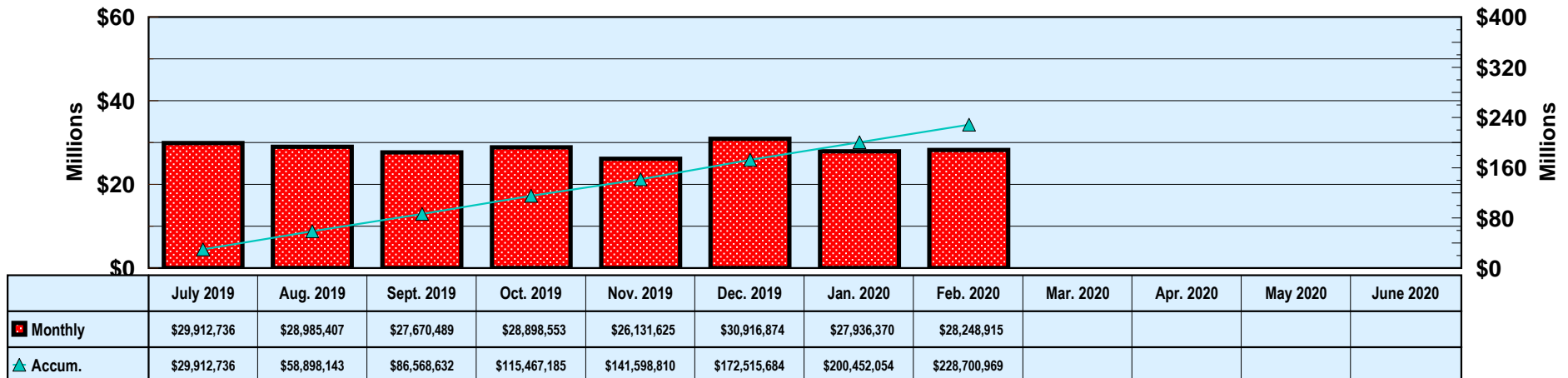
Month: February 2020

Date Released: 04/15/2020

Field Operations Programs Child Support Enforcement Program



FY 2020 TOTAL COLLECTIONS (ACCUMULATED MONTHLY)



Prepared by Cost Allocation Unit, Division of Budgets and Accounting.


**Mississippi Department of Human Services
Graphic Overview of Program Data**

Month: February 2020

Date Released: 04/15/2020

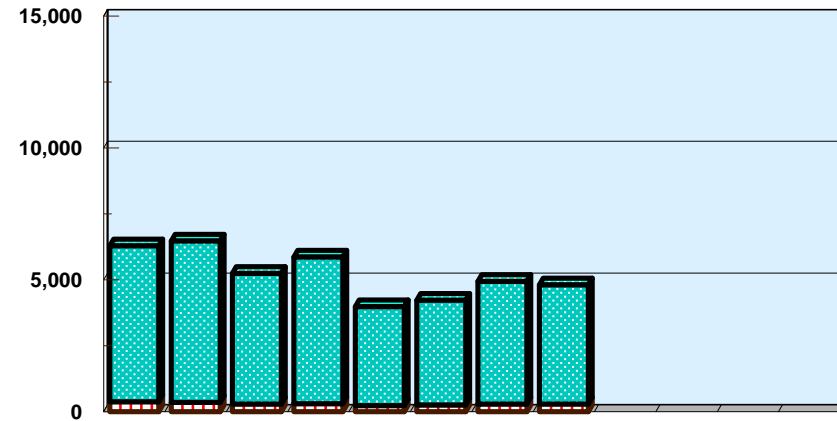
**Field Operations Programs
Child Support Enforcement Program**

**NUMBER OF CHILDREN FOR WHOM
PATERNITY WAS ESTABLISHED**



	07/19	08/19	09/19	10/19	11/19	12/19	01/20	02/20	03/20	04/20	05/20	06/20
TANF	54	32	45	34	50	19	39	33				
Non-TANF	1,233	1,439	1,296	1,504	1,149	1,084	1,115	779				

NONCUSTODIAL PARENTS LOCATED



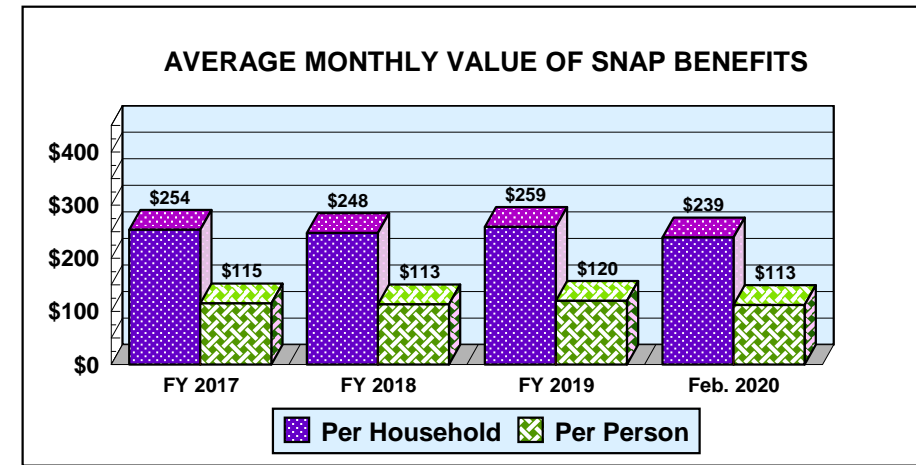
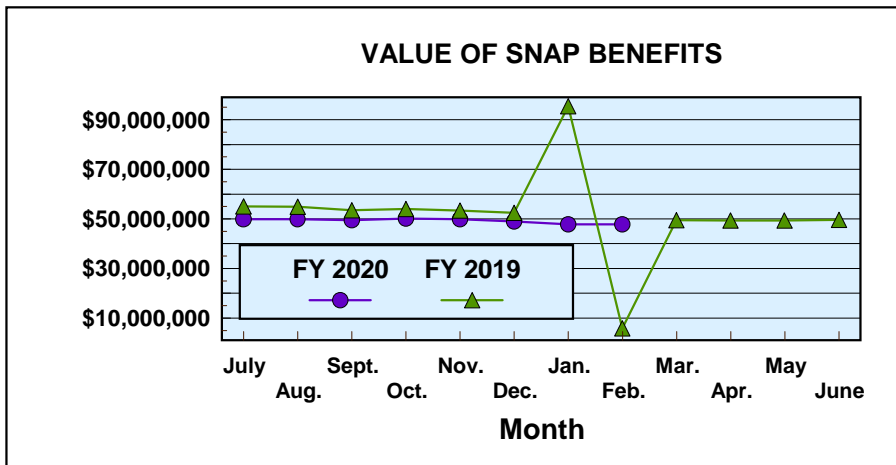
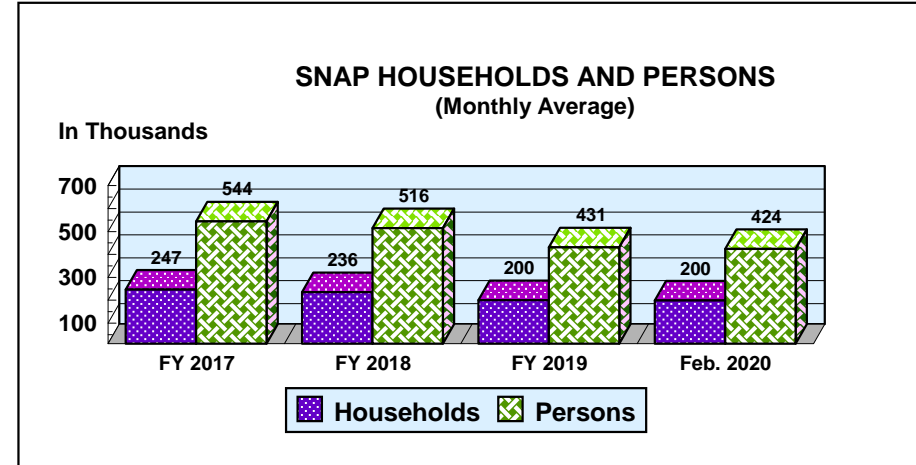
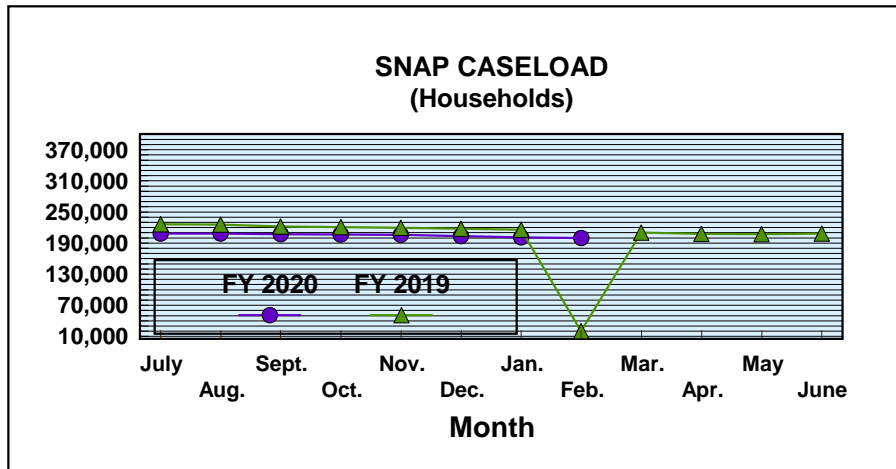
	07/19	08/19	09/19	10/19	11/19	12/19	01/20	02/20	03/20	04/20	05/20	06/20
TANF	378	356	296	309	233	258	298	295				
Non-TANF	5,918	6,124	4,954	5,555	3,756	3,969	4,643	4,518				

Mississippi Department of Human Services Graphic Overview of Program Data

Month: February 2020

Date Released: 04/15/2020

Field Operations Programs Supplemental Nutrition Assistance Program (SNAP)



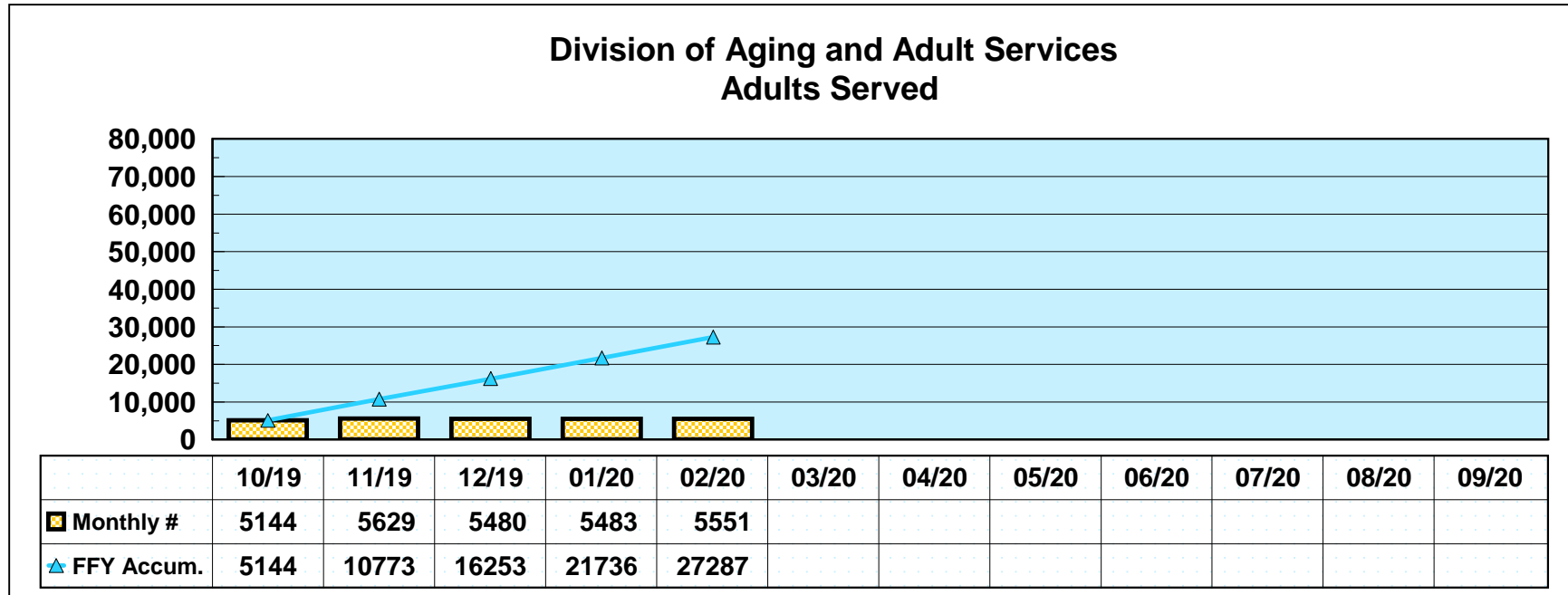
**Mississippi Department of Human Services
Graphic Overview of Program Data**

Month: February 2020

Date Released: 04/15/2020

Social Services Block Grant

**NEW CLIENTS SERVED
FEDERAL FISCAL YEAR 2020***



*Reflects unduplicated count of clients served monthly.

Prepared by Cost Allocation Unit, Division of Budgets and Accounting.

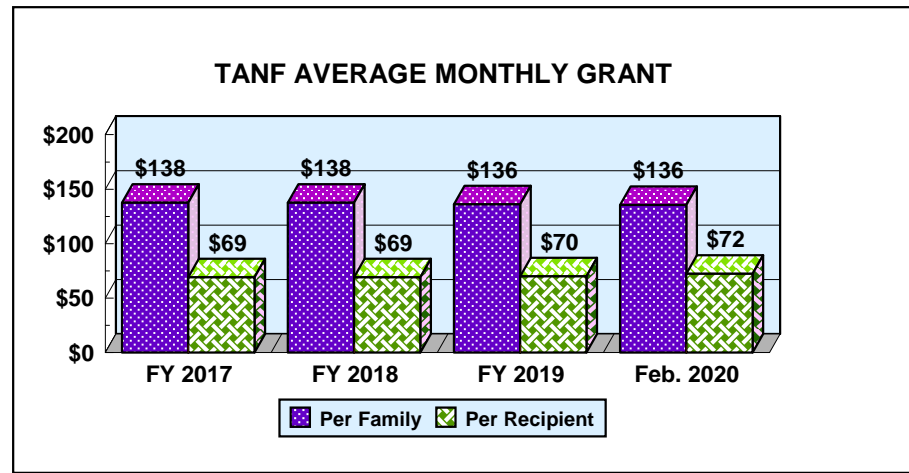
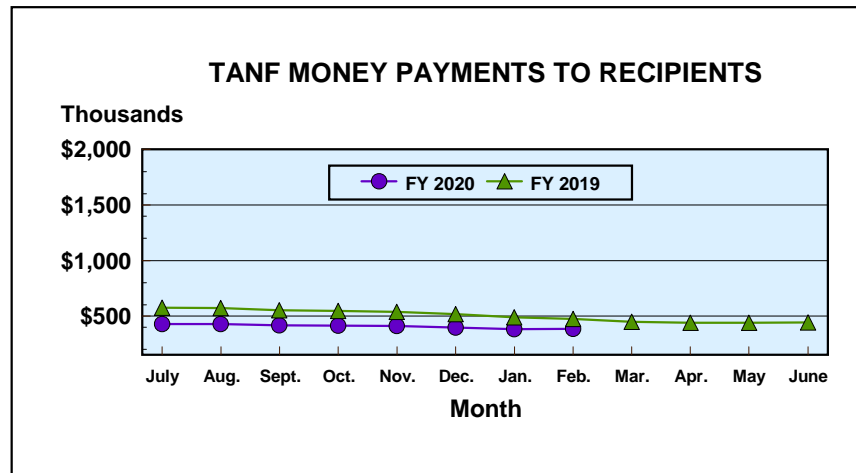
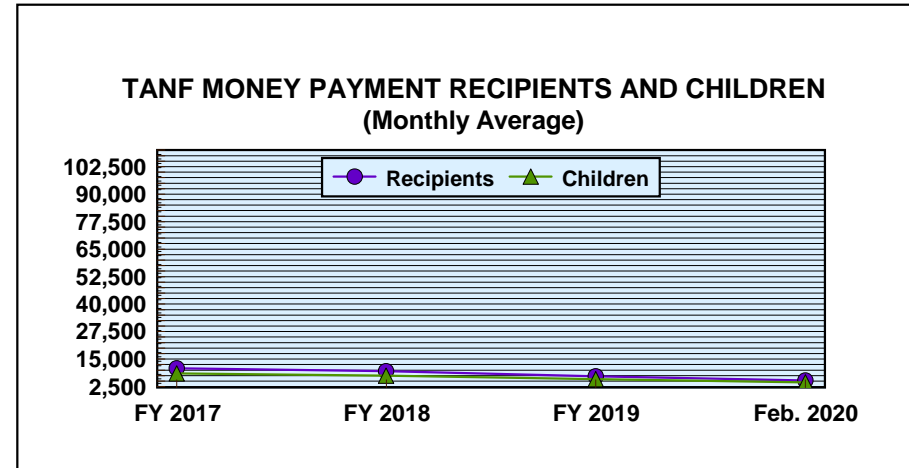
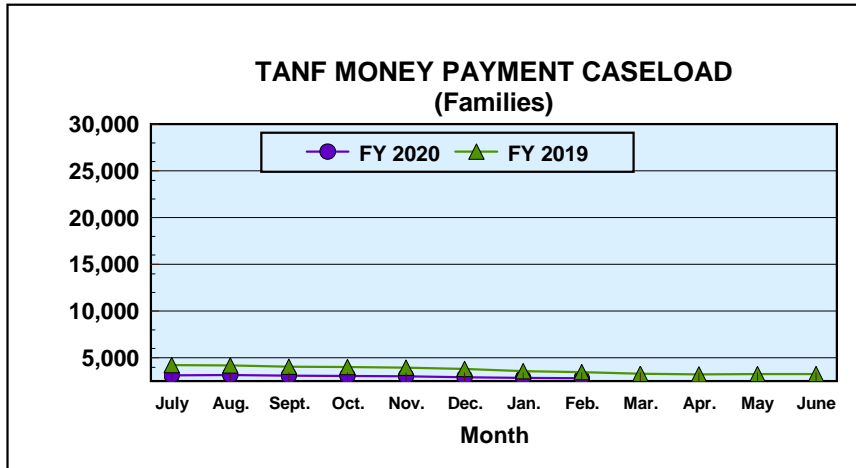
Mississippi Department of Human Services

Graphic Overview of Program Data

Month: February 2020

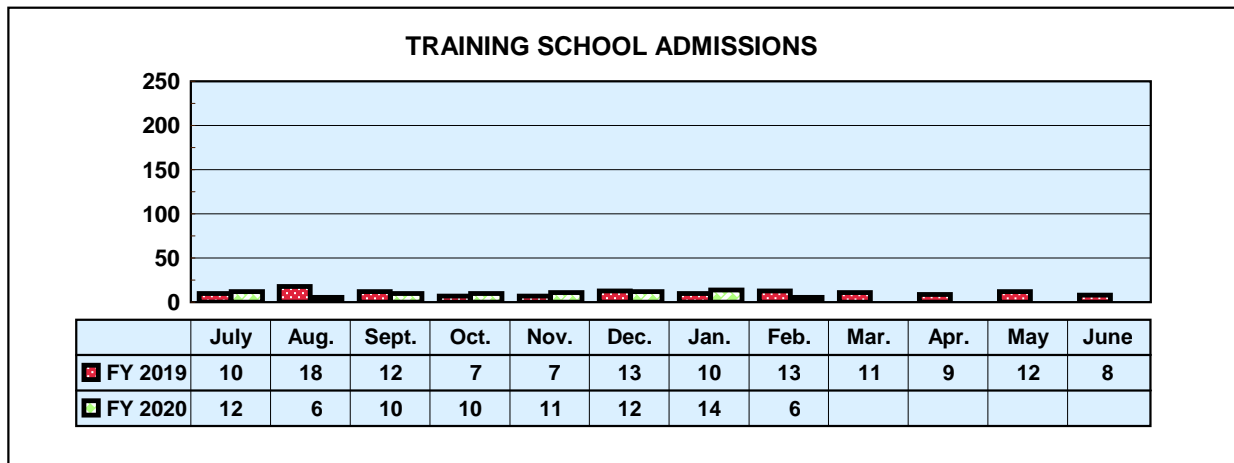
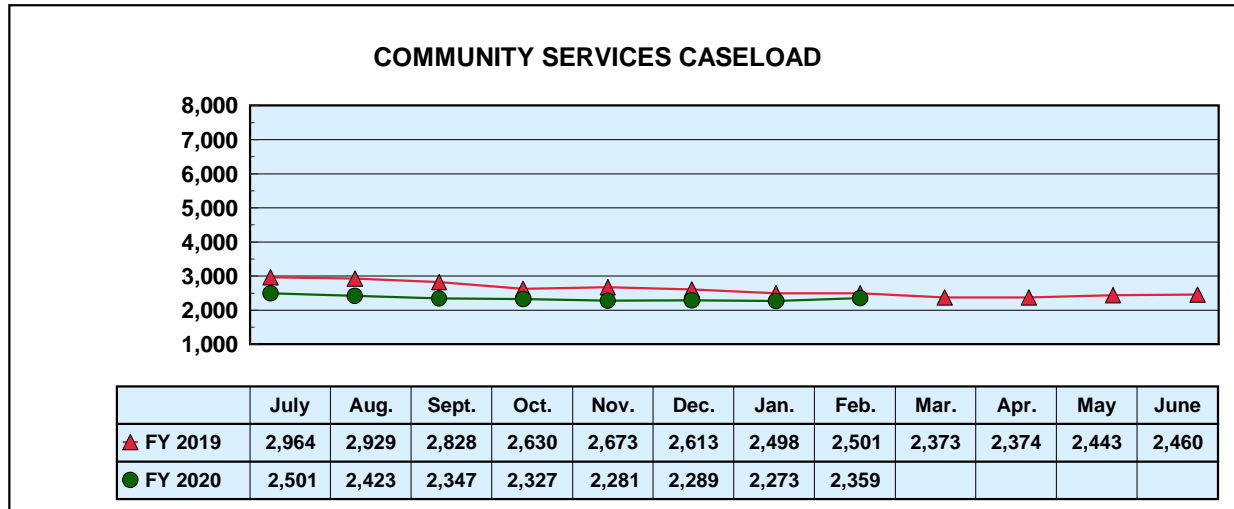
Field Operations Programs Temporary Assistance for Needy Families

Date Released: 04/15/2020



Mississippi Department of Human Services Graphic Overview of Program Data

Division of Youth Services





MONTHLY STATISTICAL REPORT

Robert G. Anderson, Executive Director

FIELD OPERATIONS PROGRAMS

Month: February 2020 Date Released: 04/15/2020

TEMPORARY ASSISTANCE FOR NEEDY FAMILIES ¹										
	MONEY PAYMENT			ONE-MONTH SUSPEND TANF	AVERAGE GRANT	Net Change From: January 2020				
	GRANT	ZERO	GRANT ²			GRANT	GRANT	ZERO	SUSPEND TANF	AVERAGE GRANT
		GRANT						GRANT		
Families	2,829	12	10	\$135.63	(17)	(9)	(4)	\$1.06		
Recipients	5,293	29	18	\$72.49	(30)	(11)	(12)	\$0.54		
Adults	876	8	5		1	0	4			
Children	4,417	21	13		(31)	(11)	(16)			
TOTAL GRANT AMOUNT				\$383,695	\$701					

SUPPLEMENTAL NUTRITION ASSISTANCE PROGRAM (SNAP)				
	NUMBER	AVERAGE BENEFIT VALUE	Net Change From: January 2020	
			NUMBER	AVERAGE BENEFIT VALUE
Households	199,598	\$239.20	(1,185)	\$1.20
Persons	424,013	\$112.60	(1,493)	\$0.30
BENEFIT VALUE	\$47,744,044		(\$41,348)	
COST PER MEAL	\$1.29		\$0.08	

TANF AND SNAP COLLECTIONS		
	AMOUNT	Net Change From: January 2020
TANF/AFDC Overpayment Collections	\$209	(\$501)
SNAP Overissuance Collections	\$131,347	(\$19,080)

¹ Total TANF program [TANF-Basic and TANF-Unemployed Parent (UP)]. Totals include UP data: 0 cases, 0 recipients, \$0 grant amount.

² Cases eligible for a money payment, but not legally entitled to a check because of \$10 minimum payment.

Prepared by Cost Allocation Unit, Division of Budgets and Accounting.



MONTHLY STATISTICAL REPORT

FIELD OPERATIONS PROGRAMS

Month: February 2020

Date Released: 04/15/2020

CHILD SUPPORT CASELOAD DATA

	CASES	Net Change From: January 2020
TOTAL	291,593	858
TANF/Foster Care	6,654	56
Non-TANF	260,568	813
TANF/Foster Care Arrears Only	22,376	(6)
Non-IV-D	1,995	(5)

NONCUSTODIAL PARENTS LOCATED

	NUMBER	Net Change From: January 2020
TOTAL	4,813	(128)
TANF/Foster Care Arrears Only	295	(3)
Non-TANF	4,518	(125)

CASES WITH COLLECTIONS

	NUMBER	Net Change From: January 2020
TOTAL CASES	78,043	16

TOTAL CHILD SUPPORT COLLECTIONS

	AMOUNT	Net Change From: January 2020
COLLECTED	\$28,248,915	\$312,545

Prepared by Cost Allocation Unit, Division of Budgets and Accounting.