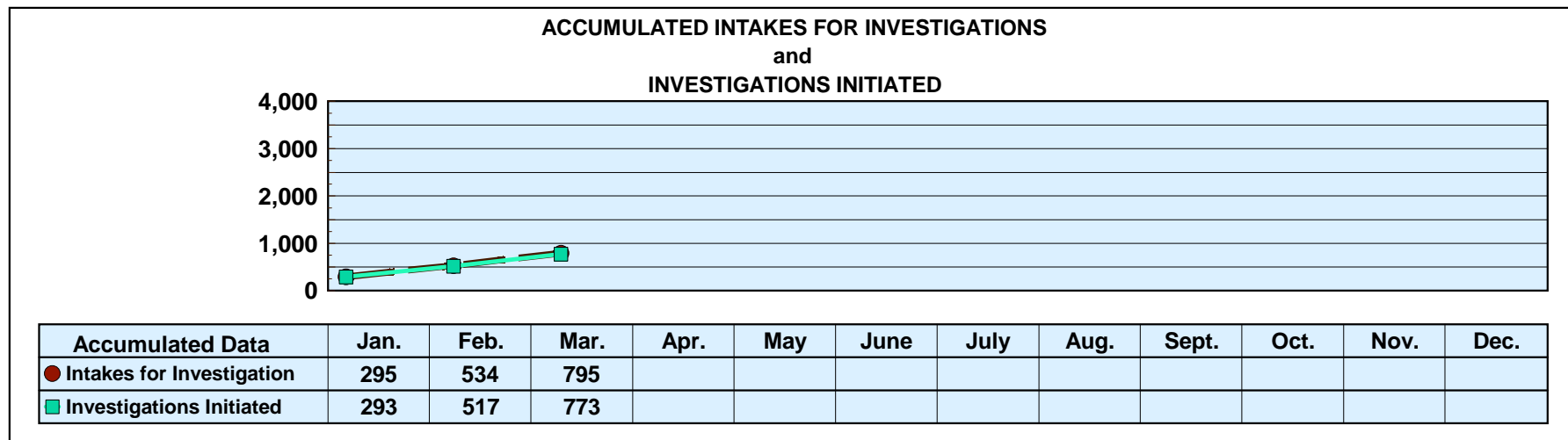
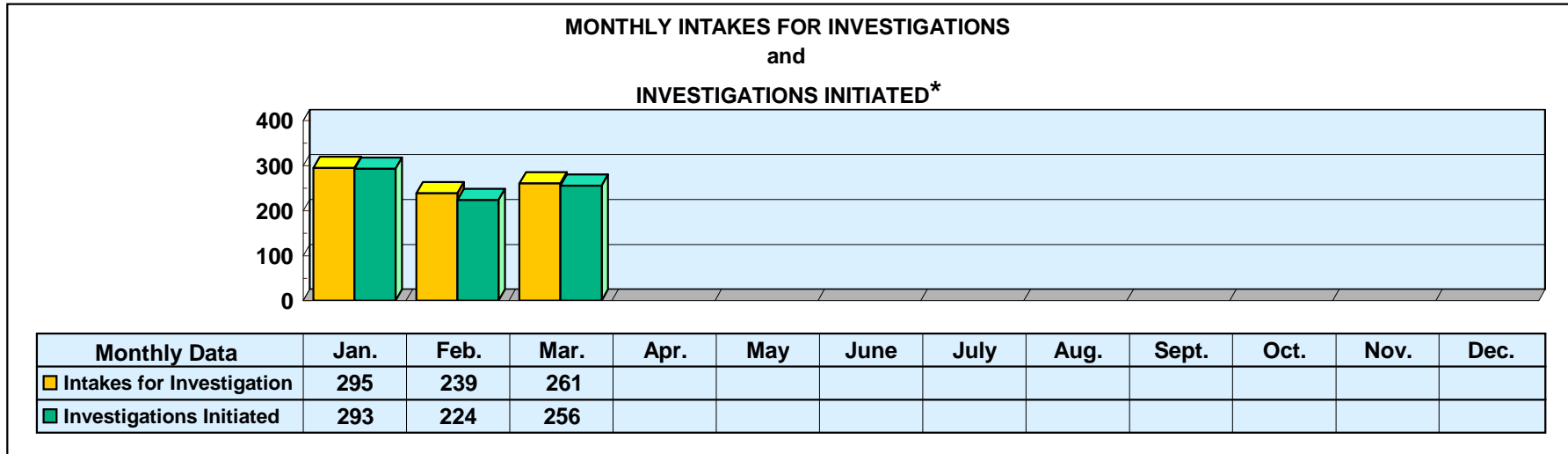


**Mississippi Department of Human Services
Graphic Overview of Program Data**

Month: March 2020

Date Released: 05/15/2020

**Division of Aging and Adult Services
ADULT PROTECTIVE SERVICES**



*An approximate manual count.

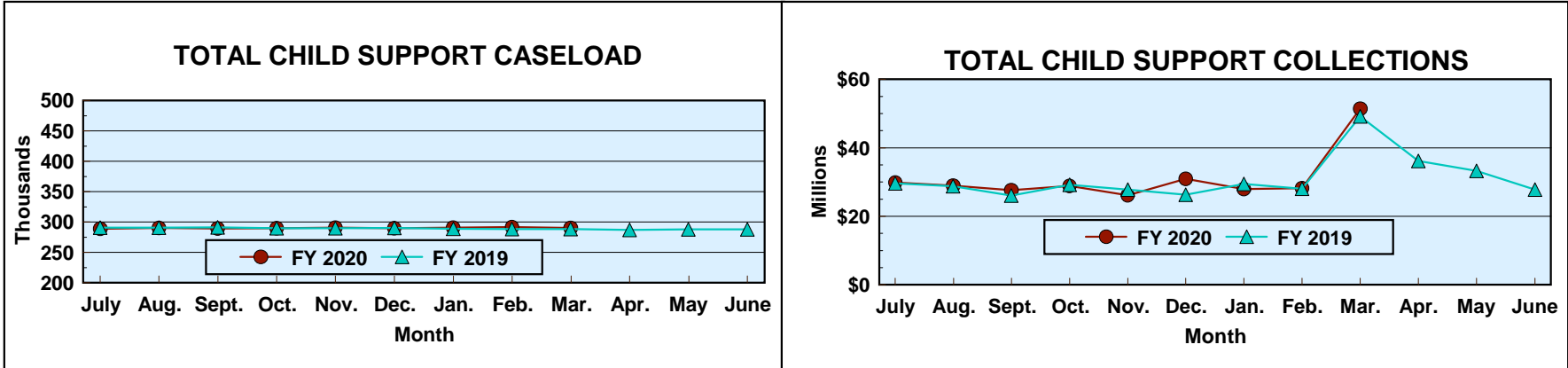
Prepared by Cost Allocation Unit, Division of Budgets and Accounting.

Mississippi Department of Human Services Graphic Overview of Program Data

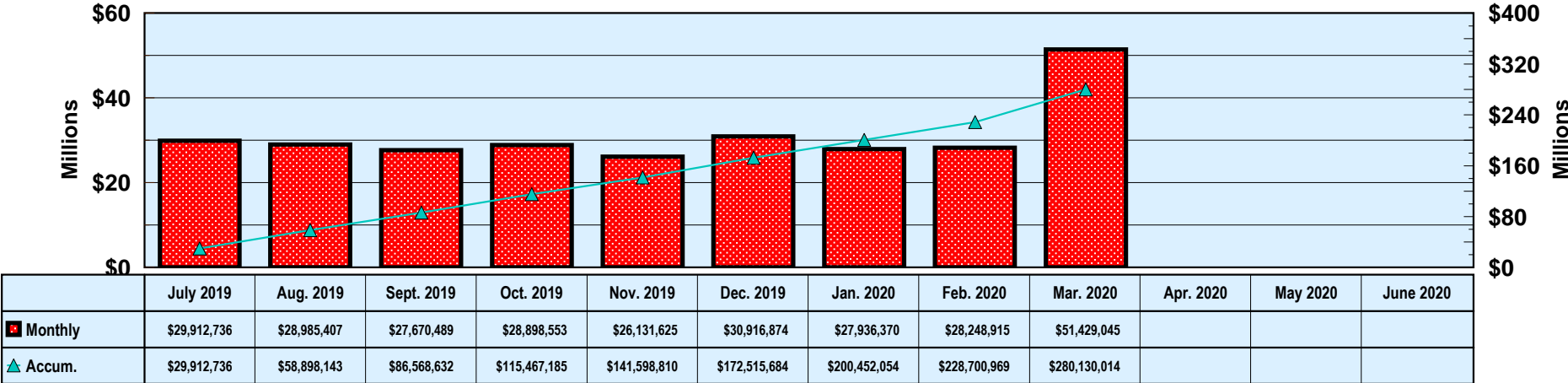
Month: March 2020

Date Released: 05/15/2020

Field Operations Programs Child Support Enforcement Program



FY 2020 TOTAL COLLECTIONS (ACCUMULATED MONTHLY)



Prepared by Cost Allocation Unit, Division of Budgets and Accounting.

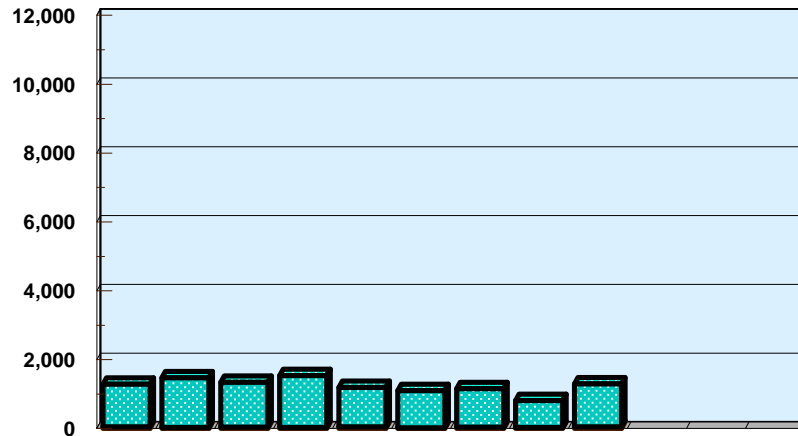
**Mississippi Department of Human Services
Graphic Overview of Program Data**

Month: March 2020

Date Released: 05/15/2020

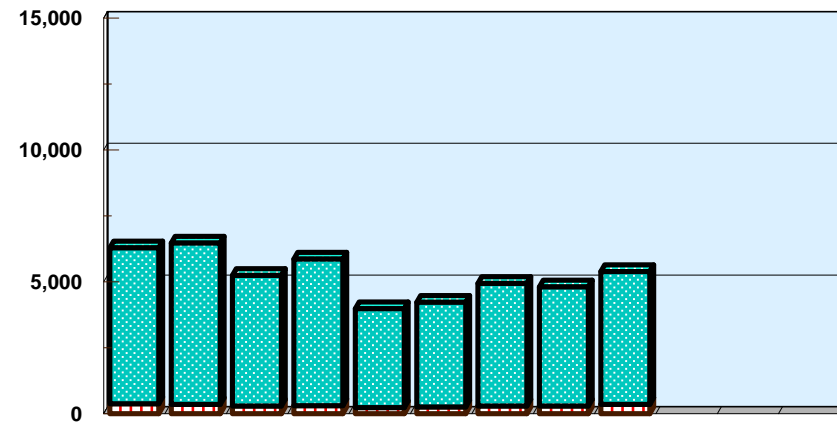
**Field Operations Programs
Child Support Enforcement Program**

**NUMBER OF CHILDREN FOR WHOM
PATERNITY WAS ESTABLISHED**



	07/19	08/19	09/19	10/19	11/19	12/19	01/20	02/20	03/20	04/20	05/20	06/20
TANF	54	32	45	34	50	19	39	33	48			
Non-TANF	1,233	1,439	1,296	1,504	1,149	1,084	1,115	779	1,253			

NONCUSTODIAL PARENTS LOCATED



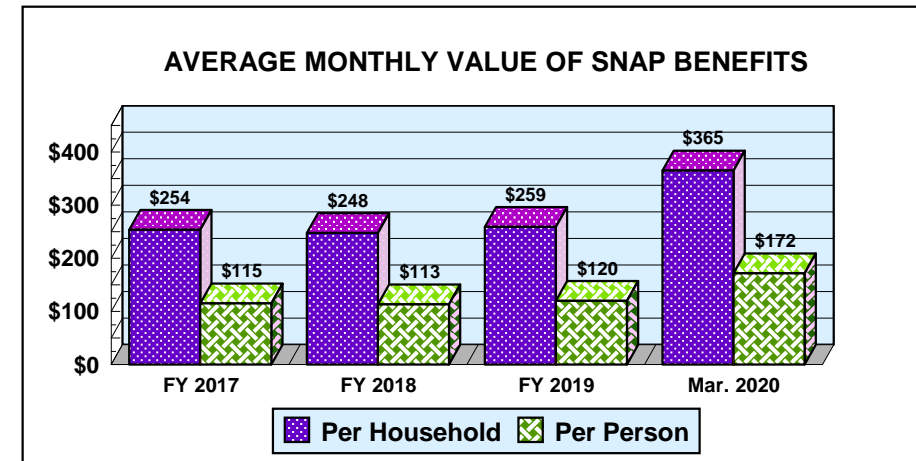
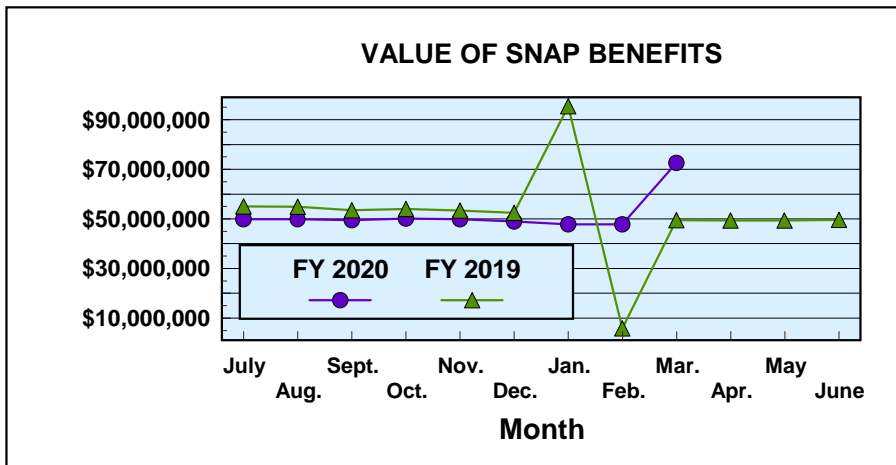
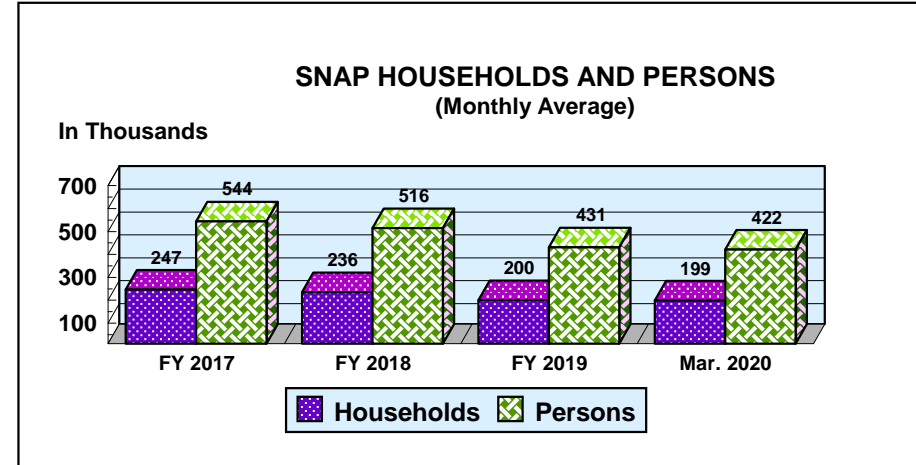
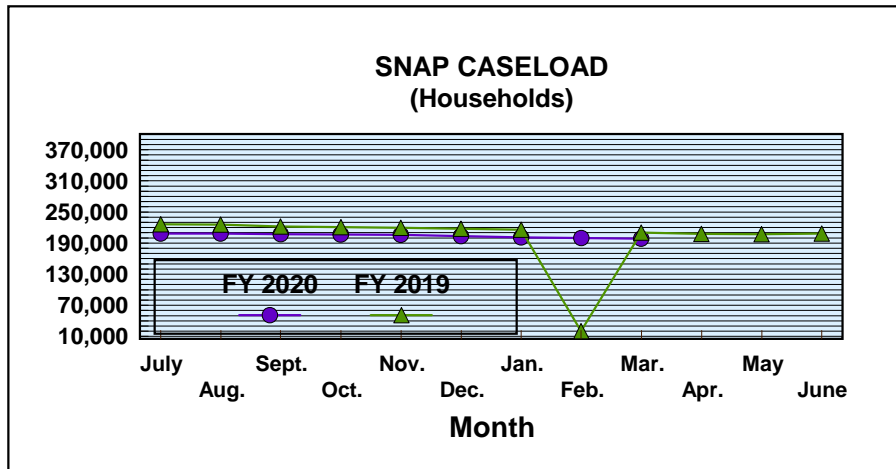
	07/19	08/19	09/19	10/19	11/19	12/19	01/20	02/20	03/20	04/20	05/20	06/20
TANF	378	356	296	309	233	258	298	295	352			
Non-TANF	5,918	6,124	4,954	5,555	3,756	3,969	4,643	4,518	5,038			

Mississippi Department of Human Services Graphic Overview of Program Data

Month: March 2020

Date Released: 05/15/2020

Field Operations Programs Supplemental Nutrition Assistance Program (SNAP)



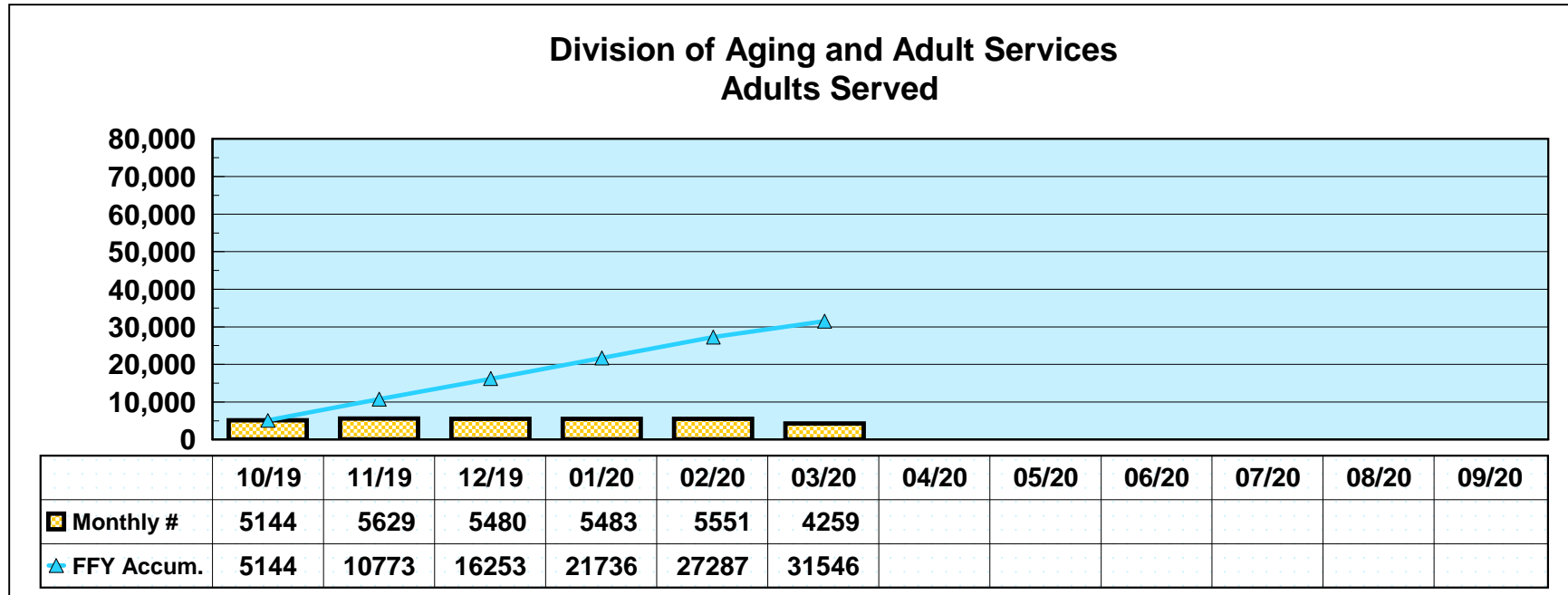
**Mississippi Department of Human Services
Graphic Overview of Program Data**

Month: March 2020

Date Released: 05/15/2020

Social Services Block Grant

**NEW CLIENTS SERVED
FEDERAL FISCAL YEAR 2020***



*Reflects unduplicated count of clients served monthly.

Prepared by Cost Allocation Unit, Division of Budgets and Accounting.

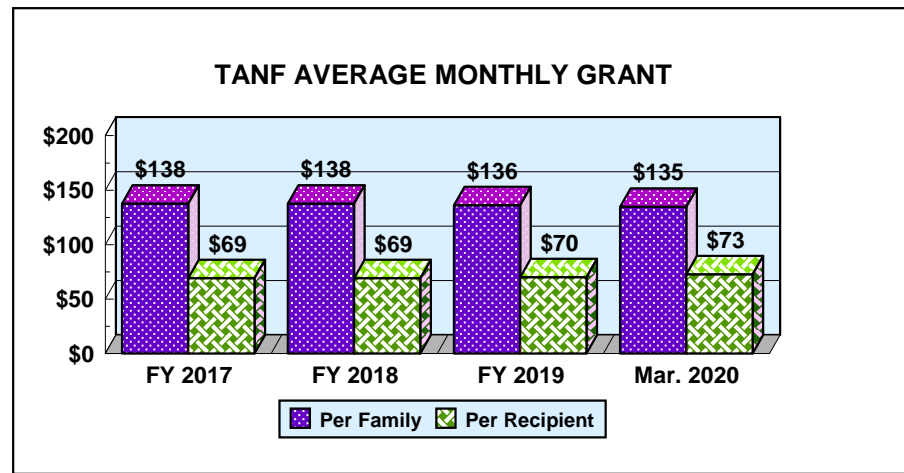
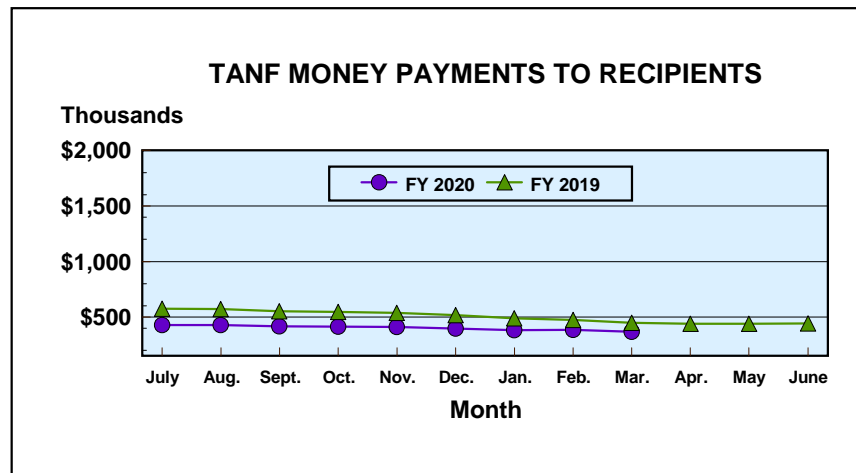
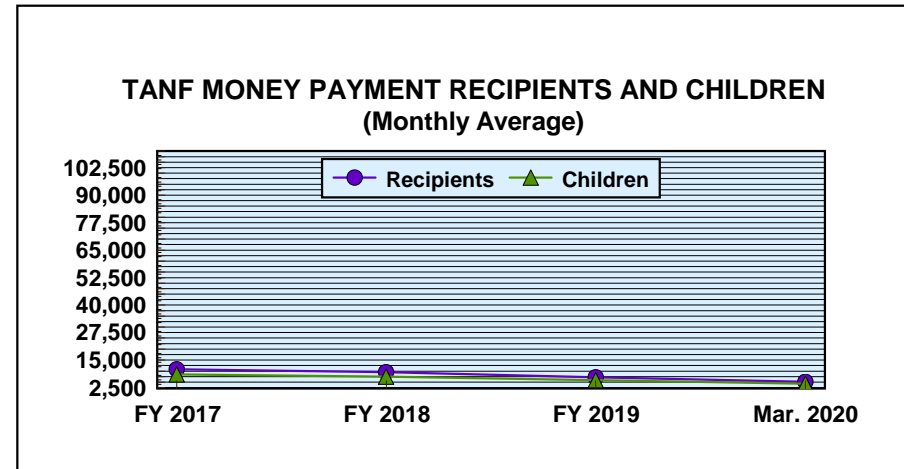
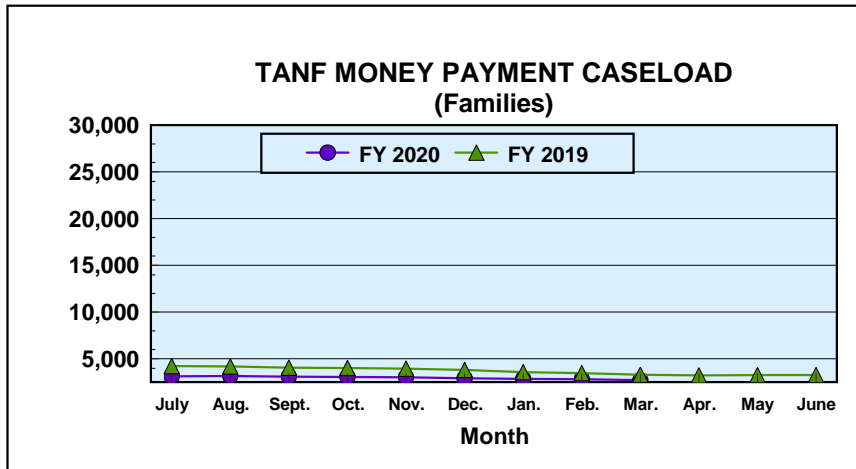
Mississippi Department of Human Services

Graphic Overview of Program Data

Month: March 2020

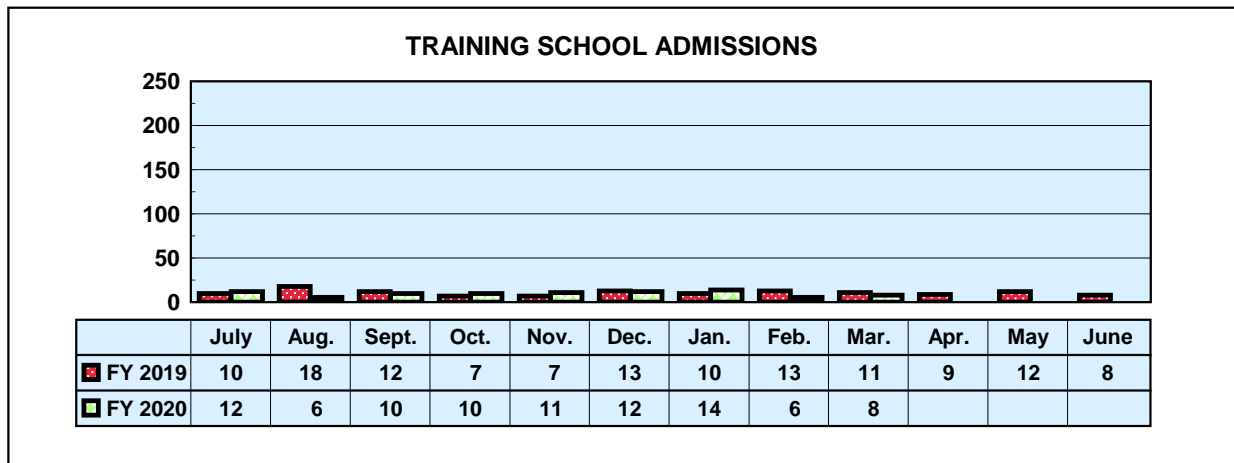
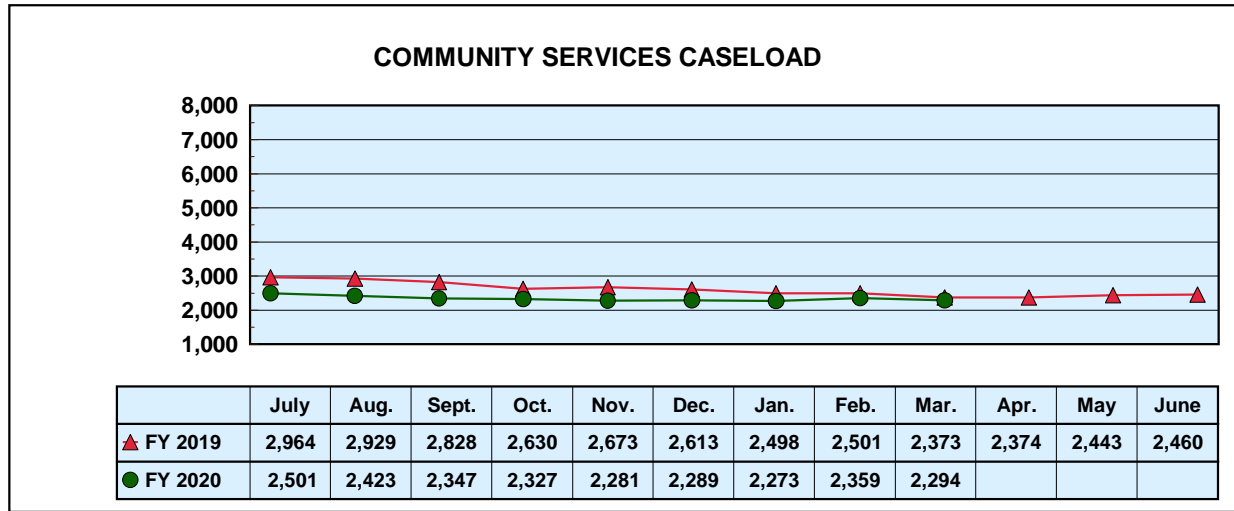
Field Operations Programs Temporary Assistance for Needy Families

Date Released: 05/15/2020



Mississippi Department of Human Services Graphic Overview of Program Data

Division of Youth Services





MONTHLY STATISTICAL REPORT

Robert G. Anderson, Executive Director

FIELD OPERATIONS PROGRAMS

Month: March 2020 Date Released: 05/15/2020

TEMPORARY ASSISTANCE FOR NEEDY FAMILIES ¹									
	MONEY PAYMENT		ONE-MONTH SUSPEND TANF	AVERAGE GRANT	Net Change From: February 2020				
	GRANT	ZERO GRANT ²			GRANT	GRANT	ZERO GRANT	SUSPEND TANF	AVERAGE GRANT
Recipients	5,058	6	4	\$72.72	(235)	(23)	(14)	\$0.23	
Adults	811	1	2		(65)	(7)	(3)		
Children	4,247	5	2		(170)	(16)	(11)		
TOTAL GRANT AMOUNT				\$367,806	(\$15,889)				

SUPPLEMENTAL NUTRITION ASSISTANCE PROGRAM (SNAP)				
	NUMBER	AVERAGE BENEFIT VALUE	Net Change From: February 2020	
			NUMBER	AVERAGE BENEFIT VALUE
Households	198,600	\$365.30	(998)	\$126.10
Persons	421,679	\$172.04	(2,334)	\$59.44
BENEFIT VALUE	\$72,547,639		\$24,803,595	
COST PER MEAL	\$1.85		\$0.56	

TANF AND SNAP COLLECTIONS		
	AMOUNT	Net Change From: February 2020
TANF/AFDC Overpayment Collections	\$393	\$184
SNAP Overissuance Collections	\$113,182	(\$18,165)

¹ Total TANF program [TANF-Basic and TANF-Unemployed Parent (UP)]. Totals include UP data: 0 cases, 0 recipients, \$0 grant amount.

² Cases eligible for a money payment, but not legally entitled to a check because of \$10 minimum payment.

Prepared by Cost Allocation Unit, Division of Budgets and Accounting.



MONTHLY STATISTICAL REPORT

FIELD OPERATIONS PROGRAMS

Month: March 2020

Date Released: 05/15/2020

CHILD SUPPORT CASELOAD DATA

	CASES	Net Change From: February 2020
TOTAL	290,609	(984)
TANF/Foster Care	6,510	(144)
Non-TANF	260,033	(535)
TANF/Foster Care Arrears Only	22,041	(335)
Non-IV-D	2,025	30

NONCUSTODIAL PARENTS LOCATED

	NUMBER	Net Change From: February 2020
TOTAL	5,390	577
TANF/Foster Care Arrears Only	352	57
Non-TANF	5,038	520

CASES WITH COLLECTIONS

	NUMBER	Net Change From: February 2020
TOTAL CASES	80,863	2,820

TOTAL CHILD SUPPORT COLLECTIONS

	AMOUNT	Net Change From: February 2020
COLLECTED	\$51,429,045	\$23,180,130

Prepared by Cost Allocation Unit, Division of Budgets and Accounting.