

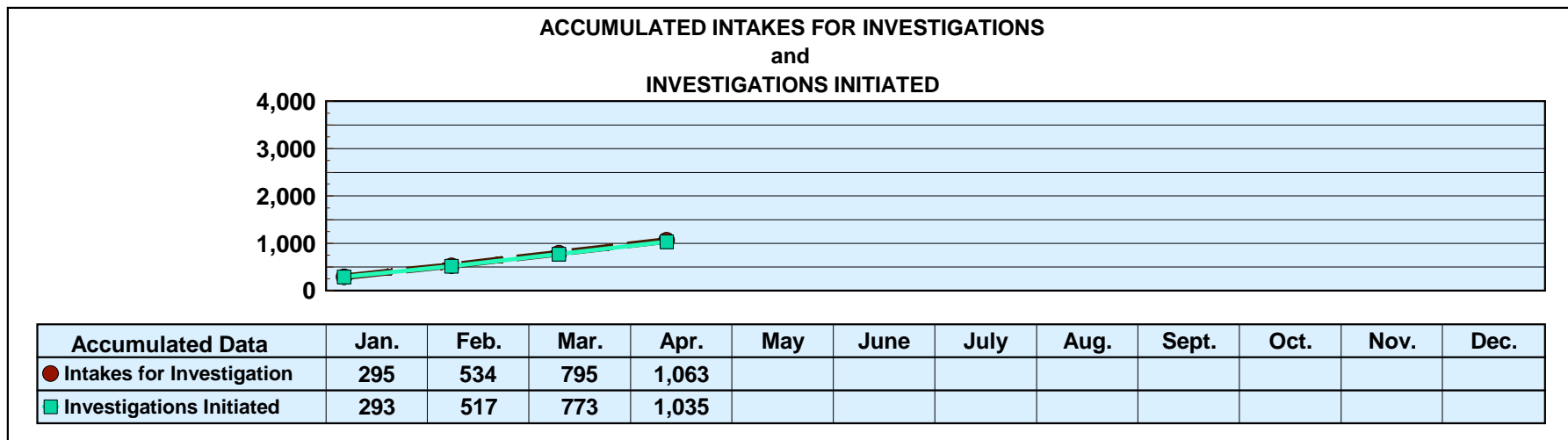
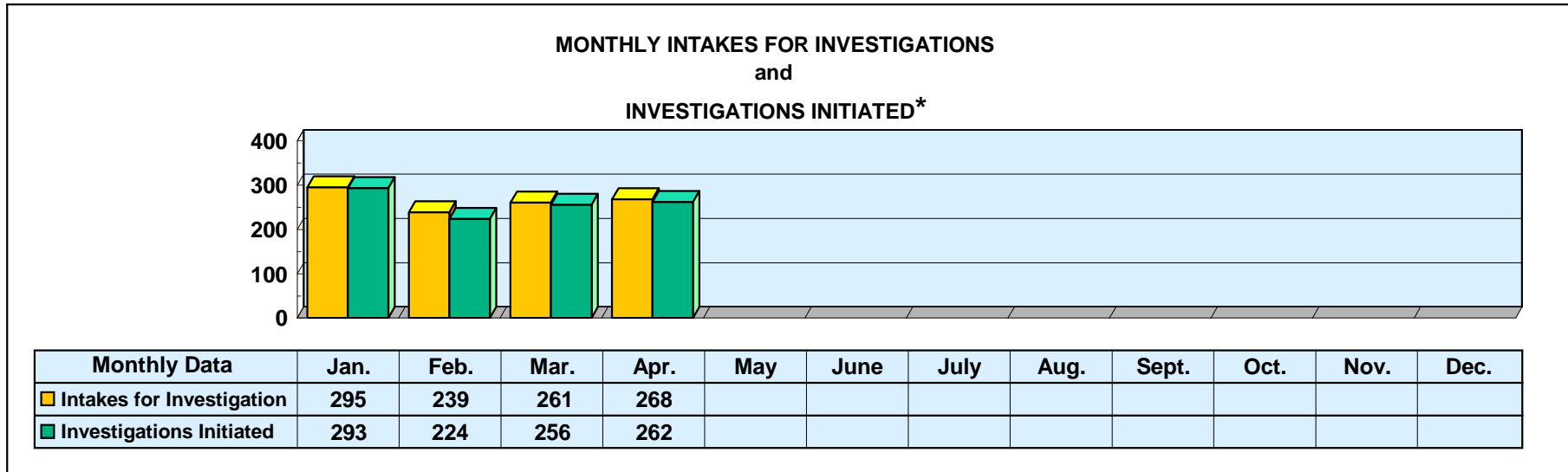
Mississippi Department of Human Services

Graphic Overview of Program Data

Month: April 2020

Date Released: 06/16/2020

Division of Aging and Adult Services ADULT PROTECTIVE SERVICES



*An approximate manual count.

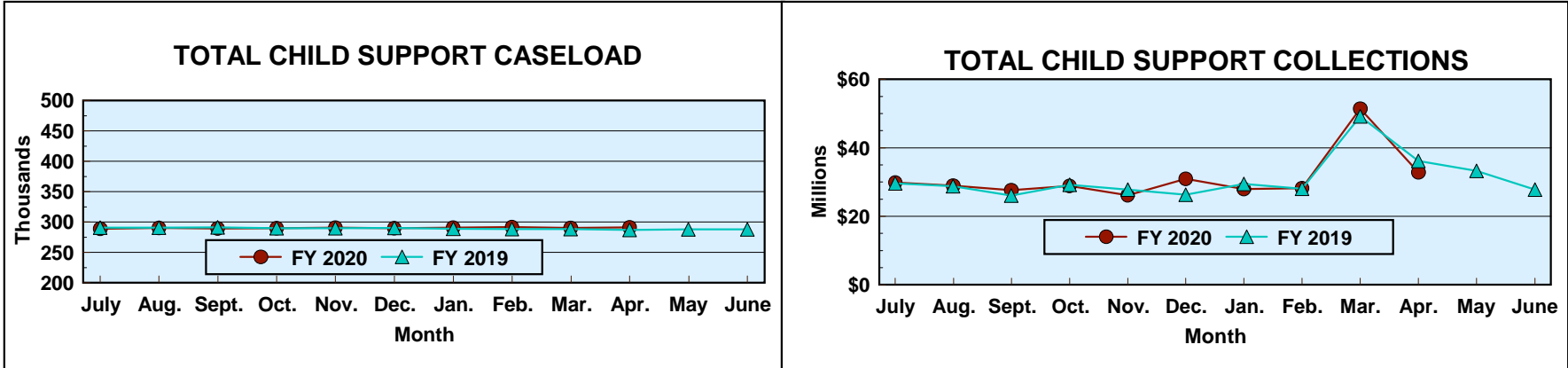
Prepared by Cost Allocation Unit, Division of Budgets and Accounting.

Mississippi Department of Human Services Graphic Overview of Program Data

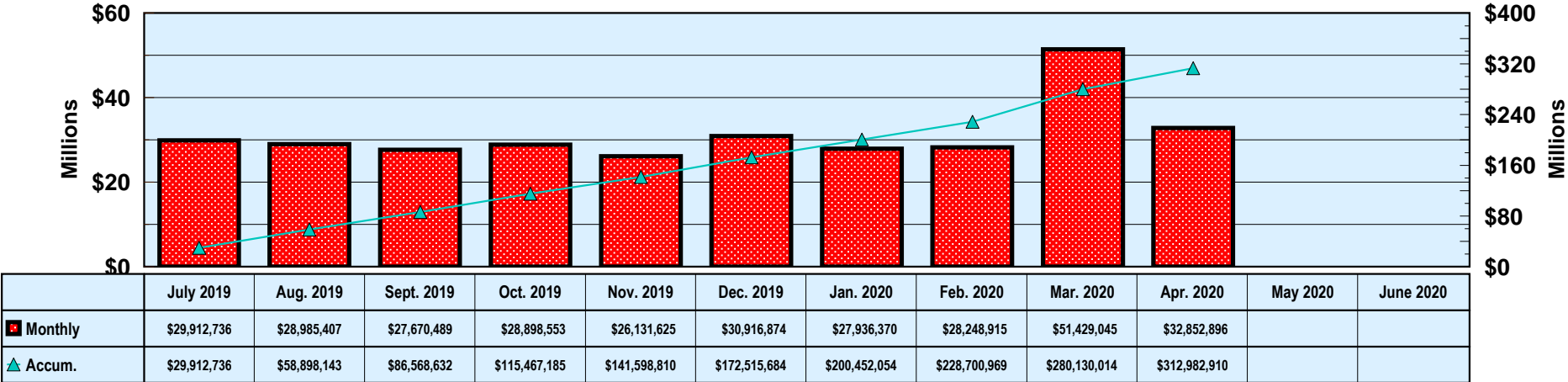
Month: April 2020

Date Released: 06/16/2020

Division of Child Support Enforcement



FY 2020 TOTAL COLLECTIONS (ACCUMULATED MONTHLY)



Prepared by Cost Allocation Unit, Division of Budgets and Accounting.

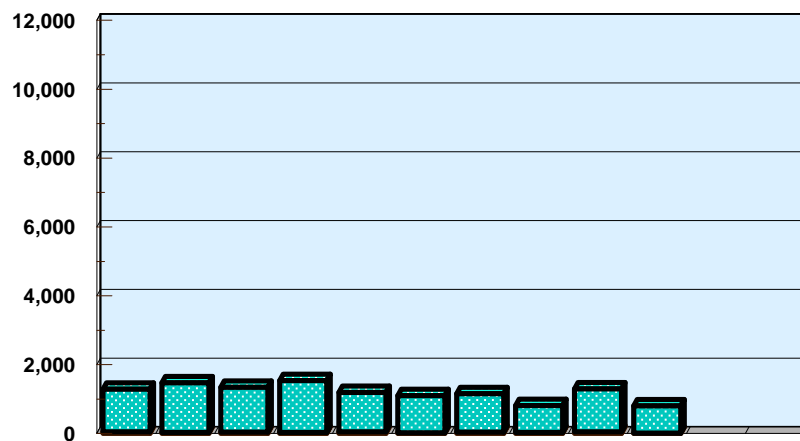
**Mississippi Department of Human Services
Graphic Overview of Program Data**

Month: April 2020

Date Released: 06/16/2020

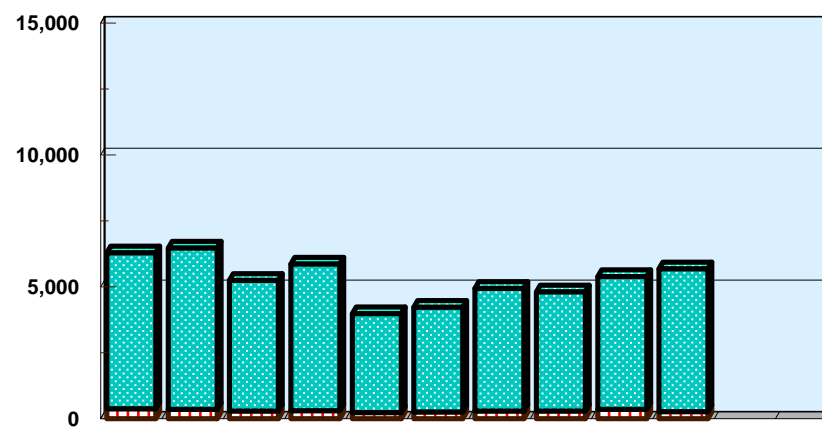
Division of Child Support Enforcement

**NUMBER OF CHILDREN FOR WHOM
PATERNITY WAS ESTABLISHED**



	07/19	08/19	09/19	10/19	11/19	12/19	01/20	02/20	03/20	04/20	05/20	06/20
TANF	54	32	45	34	50	19	39	33	48	17		
Non-TANF	1,233	1,439	1,296	1,504	1,149	1,084	1,115	779	1,253	784		

NONCUSTODIAL PARENTS LOCATED



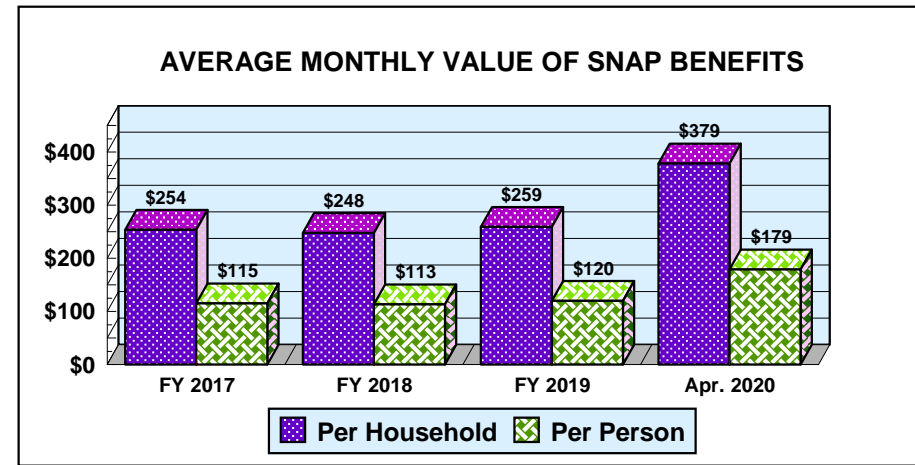
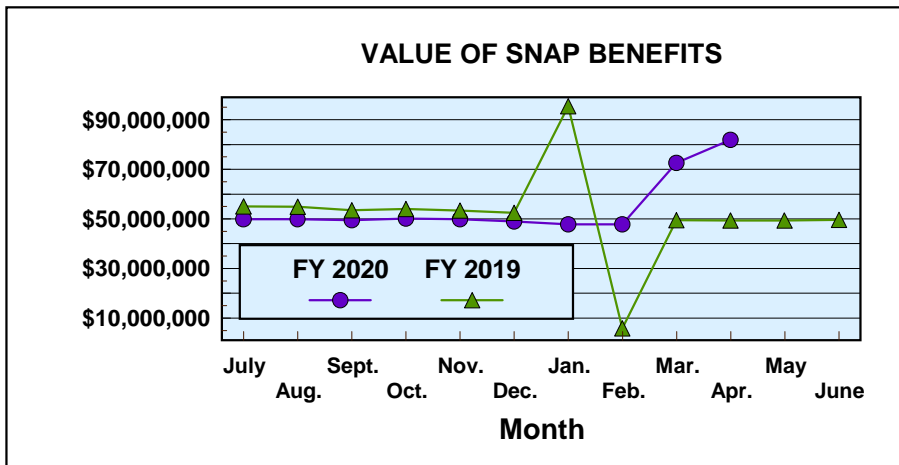
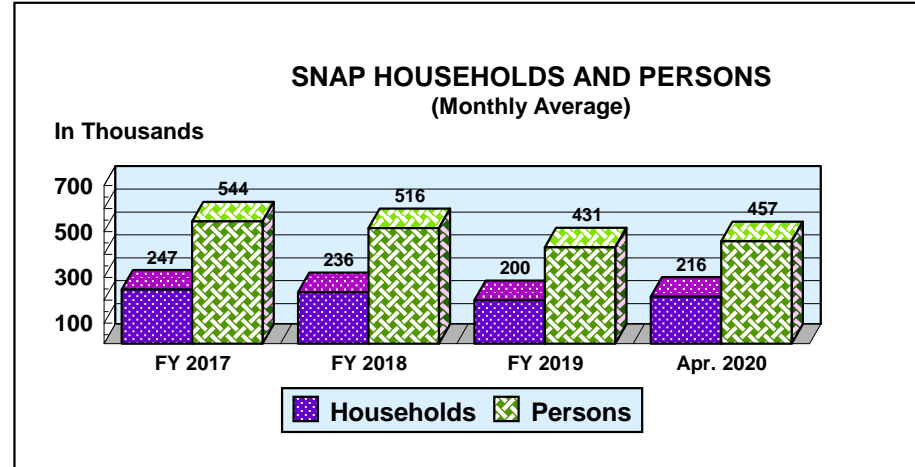
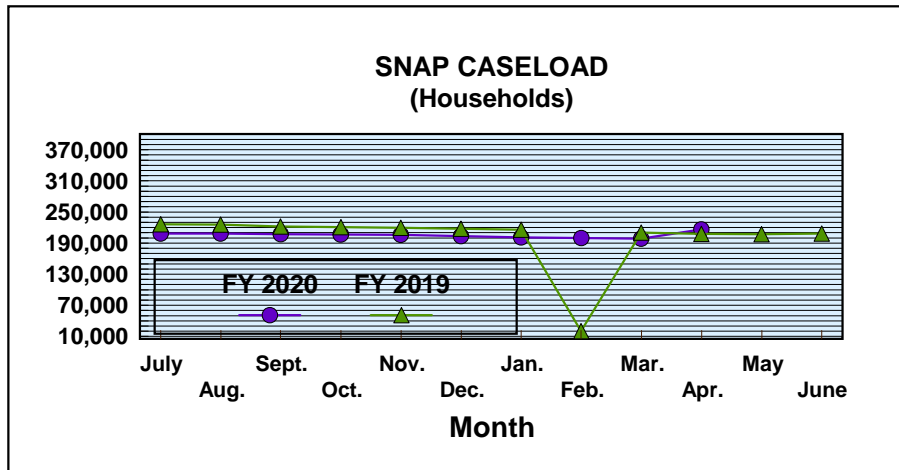
	07/19	08/19	09/19	10/19	11/19	12/19	01/20	02/20	03/20	04/20	05/20	06/20
TANF	378	356	296	309	233	258	298	295	352	272		
Non-TANF	5,918	6,124	4,954	5,555	3,756	3,969	4,643	4,518	5,038	5,411		

Mississippi Department of Human Services Graphic Overview of Program Data

Month: April 2020

Date Released: 06/16/2020

Division of Economic Assistance Eligibility Supplemental Nutrition Assistance Program (SNAP)



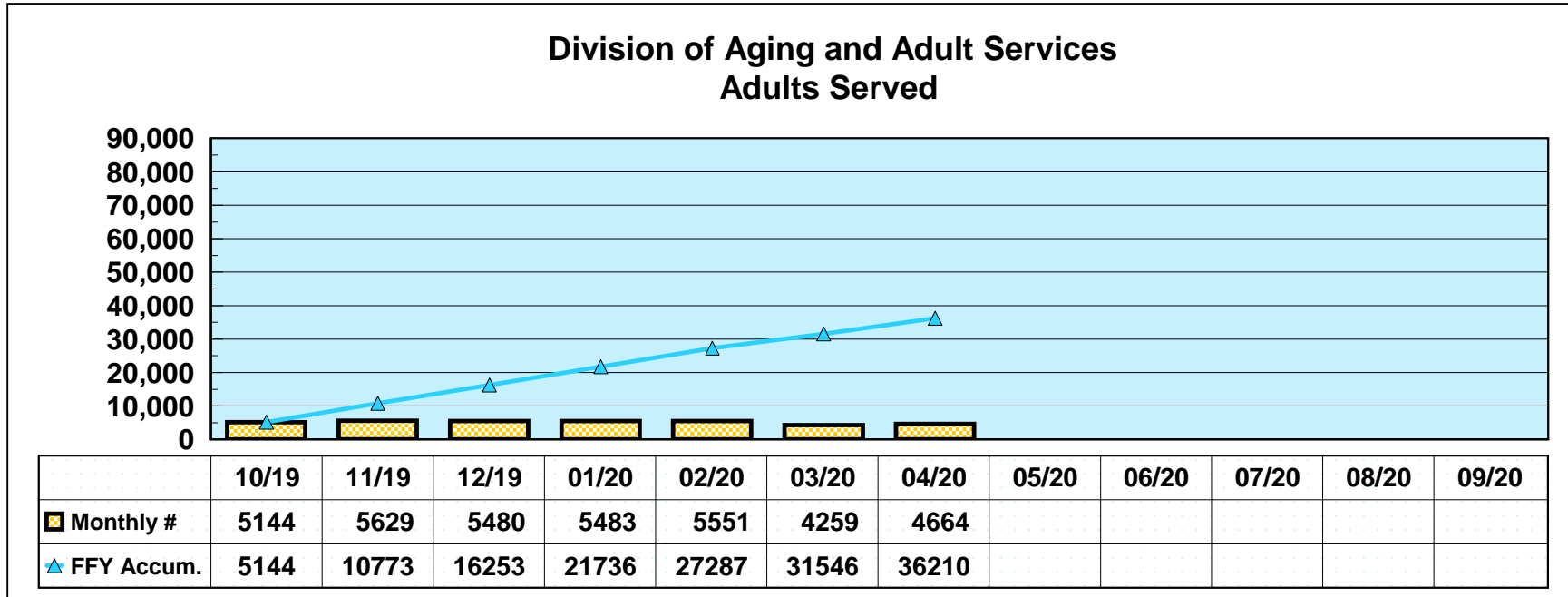
**Mississippi Department of Human Services
Graphic Overview of Program Data**

Month: April 2020

Date Released: 06/16/2020

Social Services Block Grant

**NEW CLIENTS SERVED
FEDERAL FISCAL YEAR 2020***



*Reflects unduplicated count of clients served monthly.

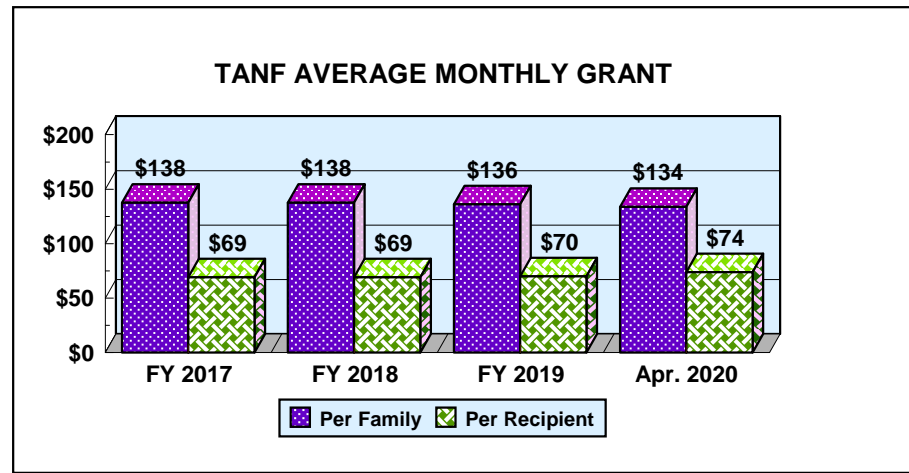
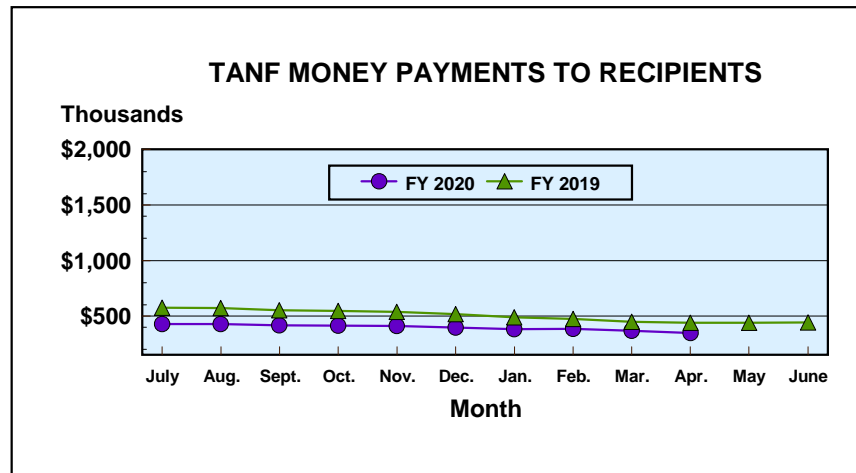
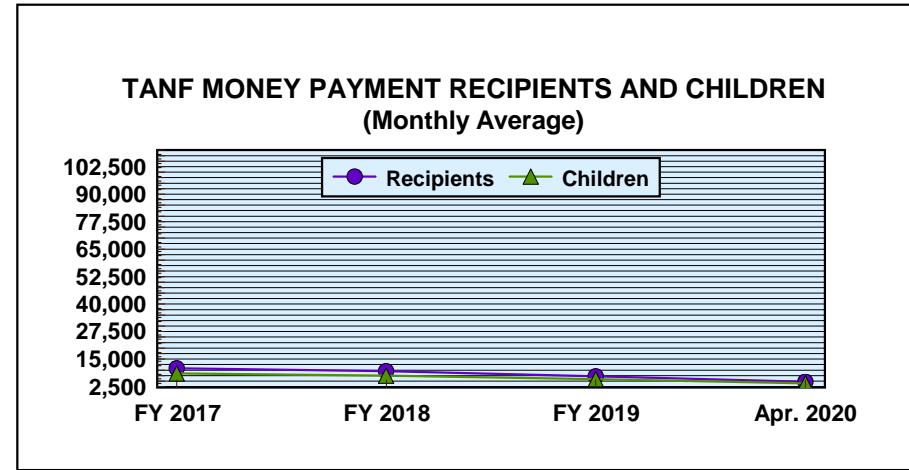
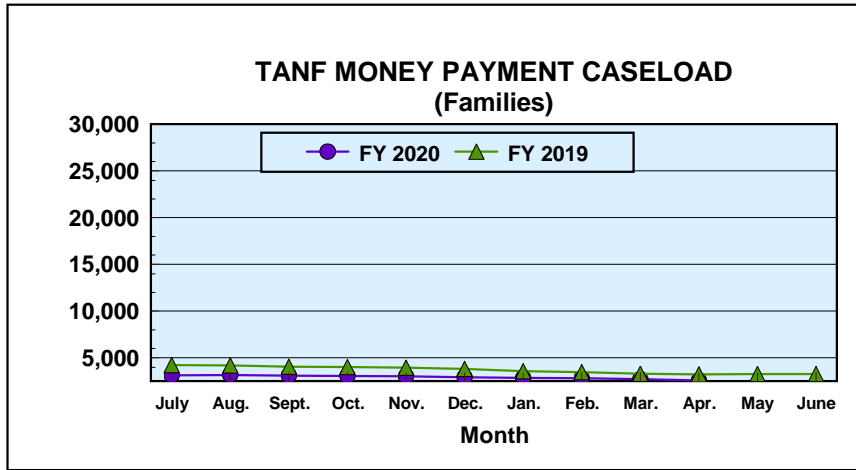
Prepared by Cost Allocation Unit, Division of Budgets and Accounting.

Mississippi Department of Human Services Graphic Overview of Program Data

Division of Economic Assistance Eligibility Temporary Assistance for Needy Families

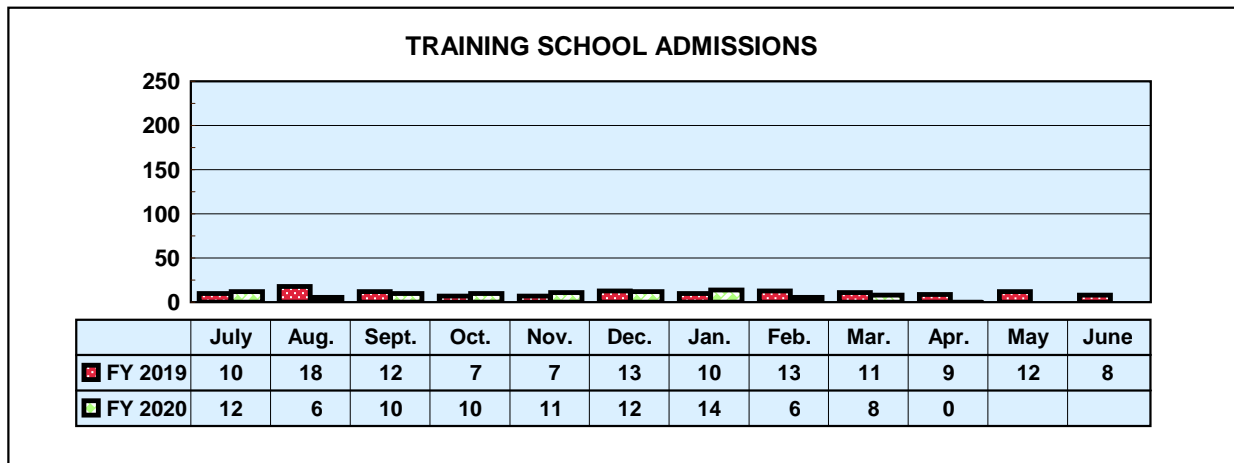
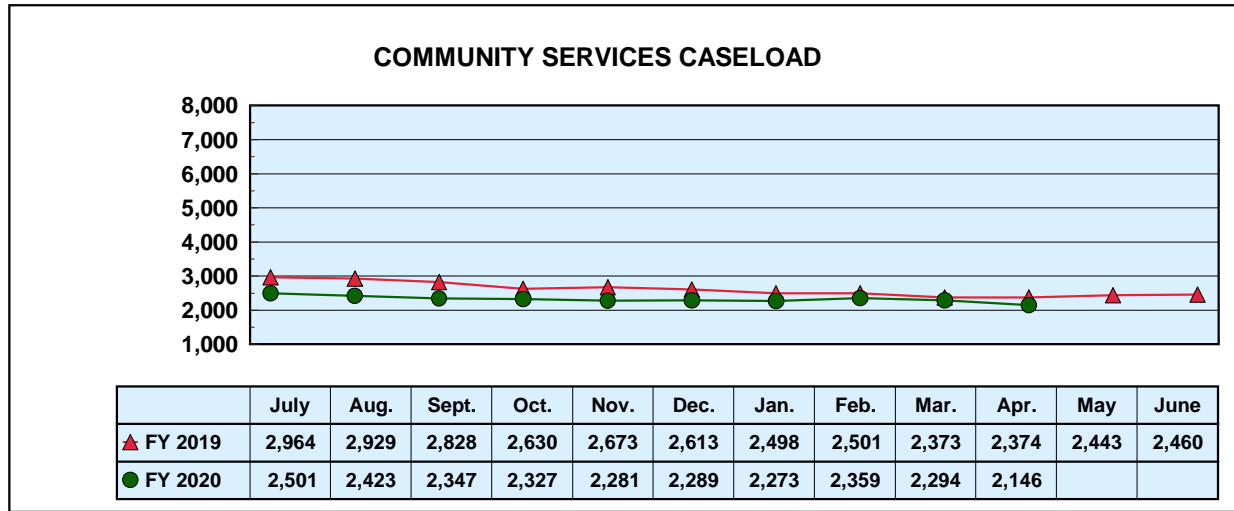
Month: April 2020

Date Released: 06/16/2020



Mississippi Department of Human Services Graphic Overview of Program Data

Division of Youth Services





MONTHLY STATISTICAL REPORT

Robert G. Anderson, Executive Director

Division of Economic Assistance Eligibility

Month: April 2020 Date Released: 06/16/2020

TEMPORARY ASSISTANCE FOR NEEDY FAMILIES ¹										
	MONEY PAYMENT			ONE-MONTH SUSPEND TANF	AVERAGE GRANT	Net Change From: March 2020				
	GRANT	ZERO	GRANT ²			GRANT	GRANT	ZERO	SUSPEND TANF	AVERAGE GRANT
		GRANT						GRANT		
Families	2,588	9	6	\$133.82	(145)	5	4	(\$0.76)		
Recipients	4,690	13	13	\$73.84	(368)	7	9	\$1.12		
Adults	705	1	3		(106)	0	1			
Children	3,985	12	10		(262)	7	8			
TOTAL GRANT AMOUNT				\$346,326	(\$21,480)					

SUPPLEMENTAL NUTRITION ASSISTANCE PROGRAM (SNAP)				
	NUMBER	AVERAGE BENEFIT VALUE	Net Change From: March 2020	
			NUMBER	AVERAGE BENEFIT VALUE
Households	216,291	\$378.76	17,691	\$13.46
Persons	457,080	\$179.23	35,401	\$7.19
BENEFIT VALUE	\$81,922,158		\$9,374,519	
COST PER MEAL	\$1.99		\$0.14	

TANF AND SNAP COLLECTIONS		
	AMOUNT	Net Change From: March 2020
TANF/AFDC Overpayment Collections	\$251	(\$142)
SNAP Overissuance Collections	\$795,013	\$681,831

¹ Total TANF program [TANF-Basic and TANF-Unemployed Parent (UP)]. Totals include UP data: 0 cases, 0 recipients, \$0 grant amount.

² Cases eligible for a money payment, but not legally entitled to a check because of \$10 minimum payment.

Prepared by Cost Allocation Unit, Division of Budgets and Accounting.



MONTHLY STATISTICAL REPORT

Division of Child Support Enforcement

Month: April 2020

Date Released: 06/16/2020

CHILD SUPPORT CASELOAD DATA		
	CASES	Net Change From: March 2020
TOTAL	291,379	770
TANF/Foster Care	6,425	(85)
Non-TANF	260,995	962
TANF/Foster Care Arrears Only	21,940	(101)
Non-IV-D	2,019	(6)

NONCUSTODIAL PARENTS LOCATED		
	NUMBER	Net Change From: March 2020
TOTAL	5,683	293
TANF/Foster Care Arrears Only	272	(80)
Non-TANF	5,411	373

CASES WITH COLLECTIONS		
	NUMBER	Net Change From: March 2020
TOTAL CASES	77,490	(3,373)

TOTAL CHILD SUPPORT COLLECTIONS		
	AMOUNT	Net Change From: March 2020
COLLECTED	\$32,852,896	(\$18,576,149)

Prepared by Cost Allocation Unit, Division of Budgets and Accounting.