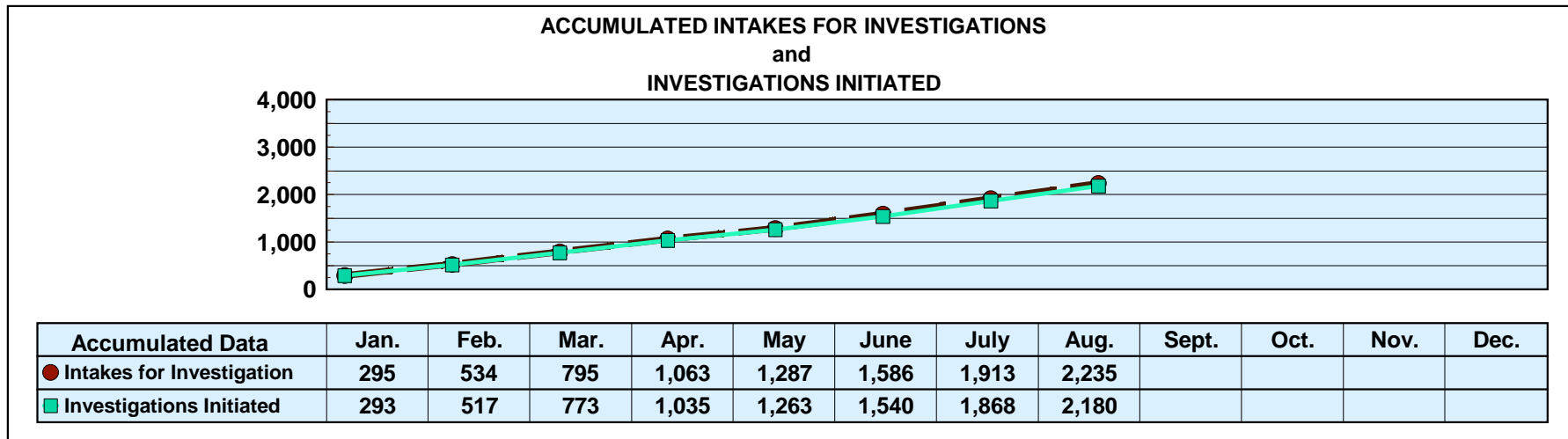
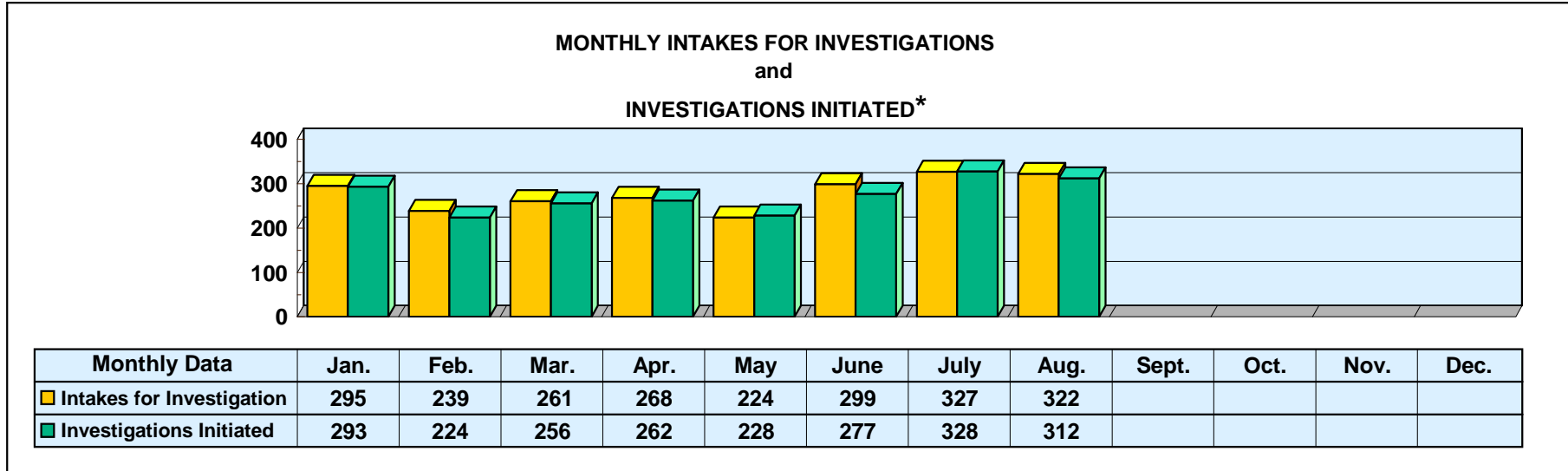


## Mississippi Department of Human Services Graphic Overview of Program Data

Month: August 2020

Date Released: 10/15/2020

### Division of Aging and Adult Services ADULT PROTECTIVE SERVICES



\*An approximate manual count.

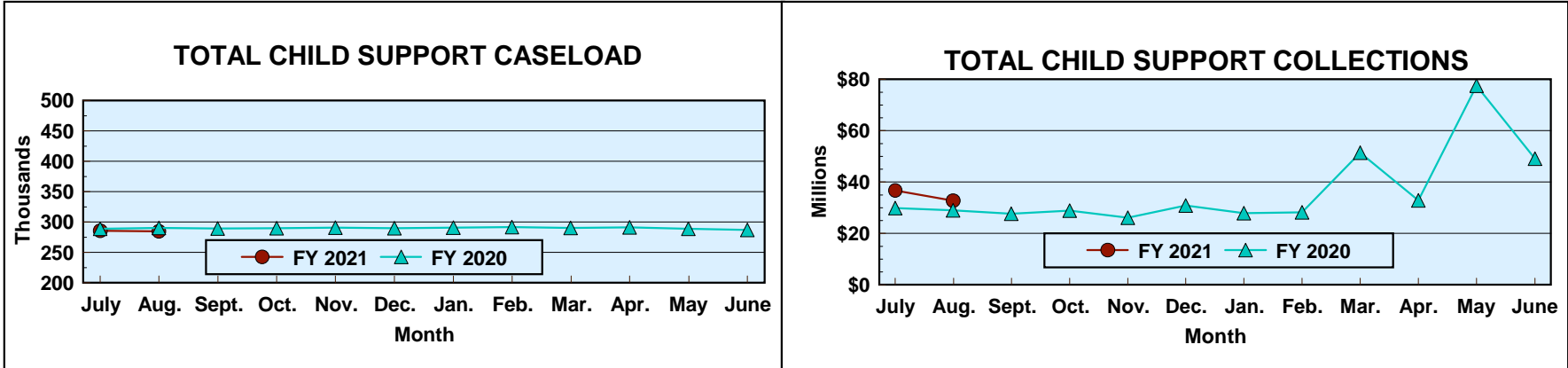
Prepared by Cost Allocation Unit, Division of Budgets and Accounting.

# Mississippi Department of Human Services Graphic Overview of Program Data

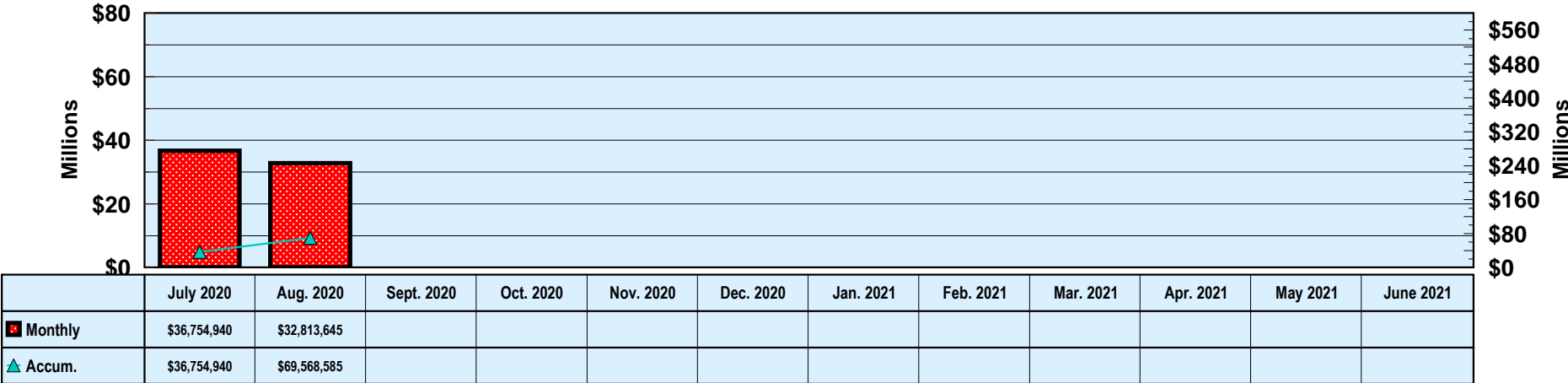
Month: August 2020

Date Released: 10/15/2020

## Division of Child Support Enforcement



### FY 2021 TOTAL COLLECTIONS (ACCUMULATED MONTHLY)



Prepared by Cost Allocation Unit, Division of Budgets and Accounting.


**Mississippi Department of Human Services  
Graphic Overview of Program Data**

Month: August 2020

Date Released: 10/15/2020

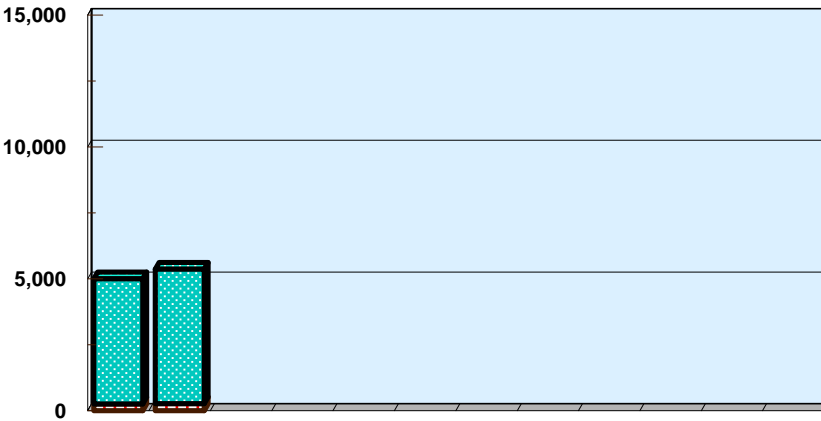
**Division of Child Support Enforcement**

**NUMBER OF CHILDREN FOR WHOM  
PATERNITY WAS ESTABLISHED**



	07/20	08/20	09/20	10/20	11/20	12/20	01/21	02/21	03/21	04/21	05/21	06/21
TANF	48	41										
Non-TANF	1,376	1,594										

**NONCUSTODIAL PARENTS LOCATED**



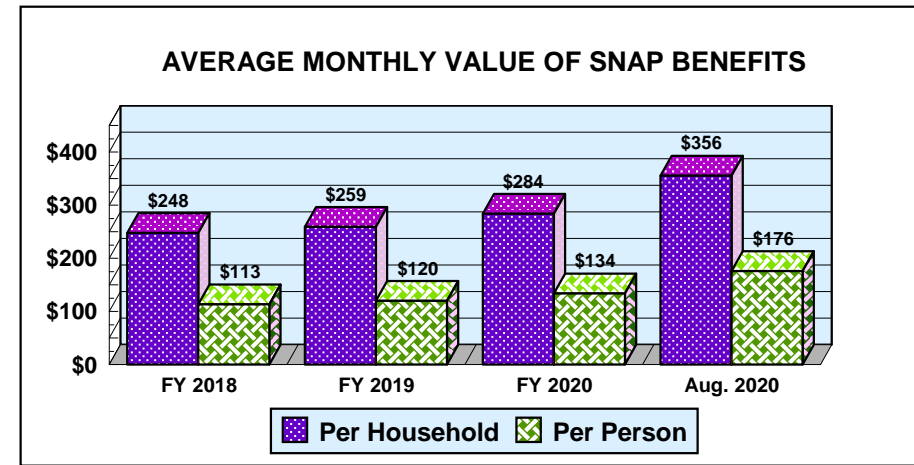
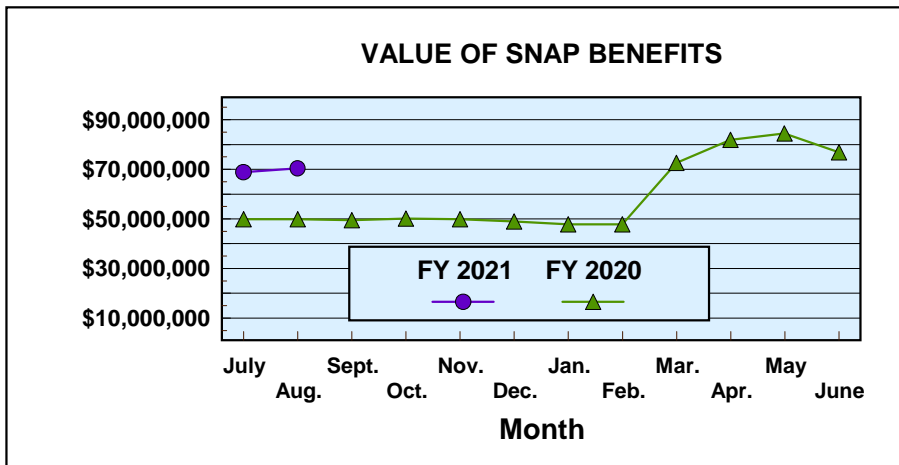
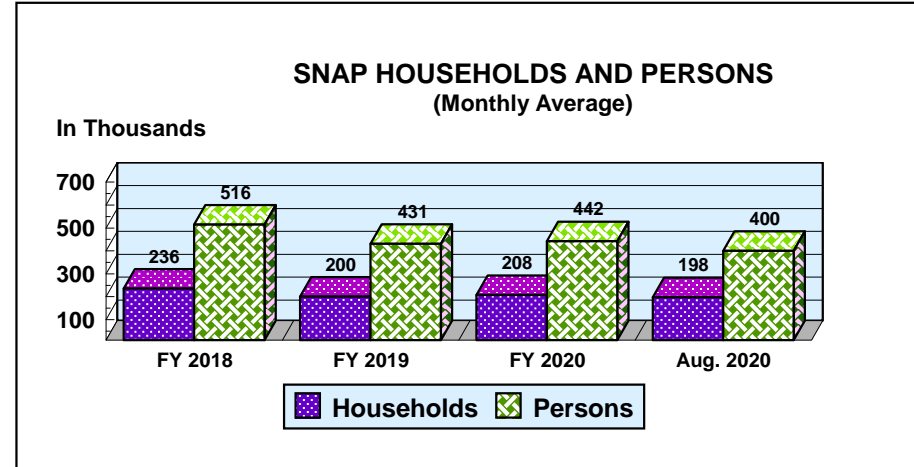
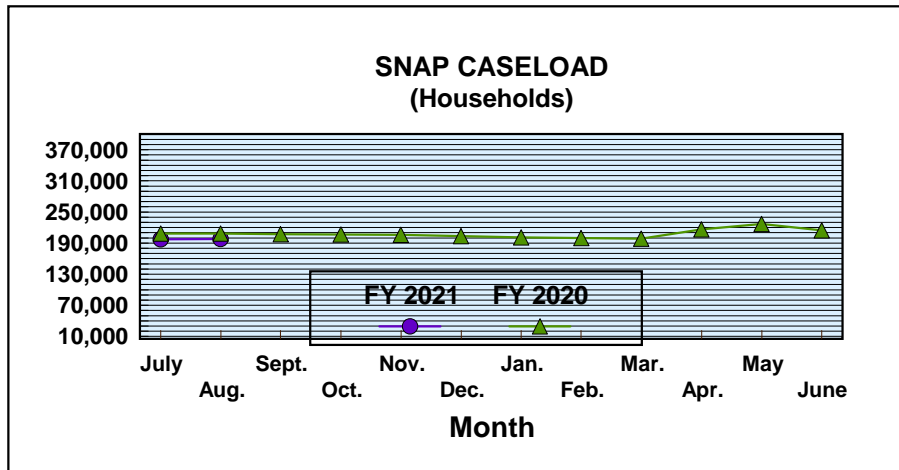
	07/20	08/20	09/20	10/20	11/20	12/20	01/21	02/21	03/21	04/21	05/21	06/21
TANF	260	279										
Non-TANF	4,744	5,090										

# Mississippi Department of Human Services Graphic Overview of Program Data

Month: August 2020

Date Released: 10/15/2020

## Division of Economic Assistance Eligibility Supplemental Nutrition Assistance Program (SNAP)



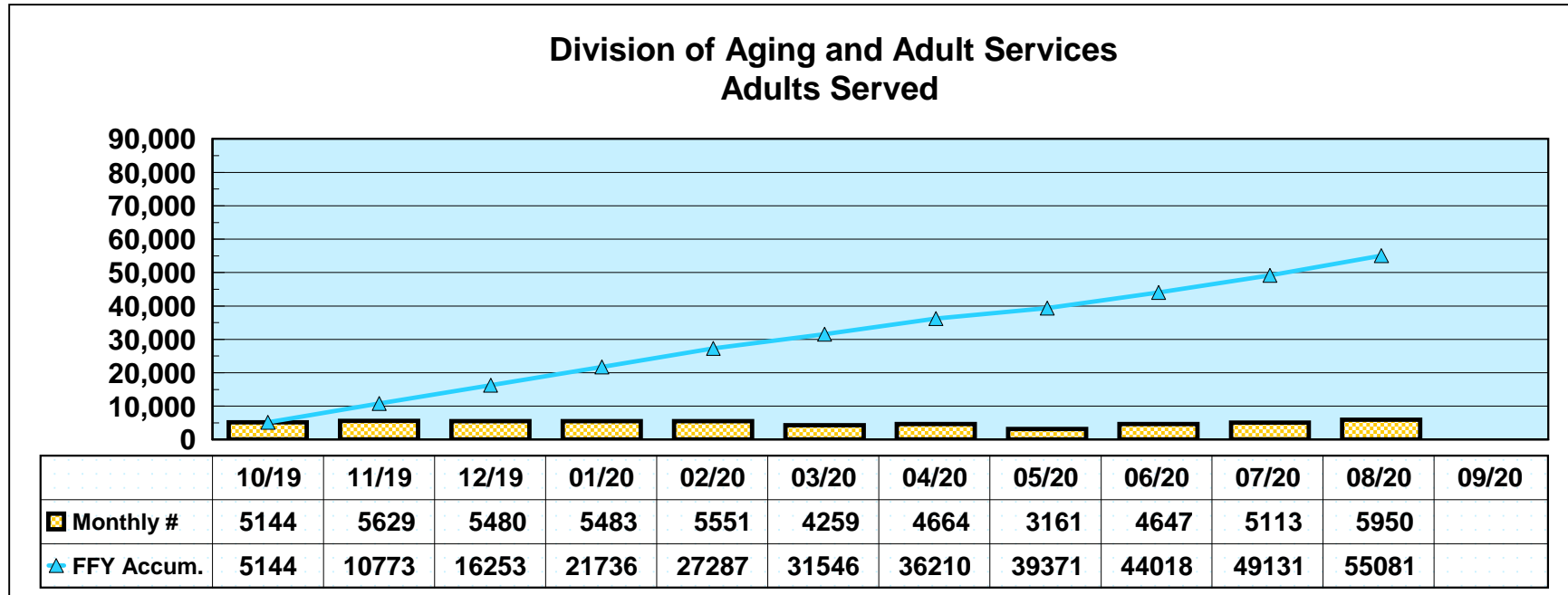
**Mississippi Department of Human Services  
Graphic Overview of Program Data**

Month: August 2020

Date Released: 10/15/2020

**Social Services Block Grant**

**NEW CLIENTS SERVED  
FEDERAL FISCAL YEAR 2020\***



\*Reflects unduplicated count of clients served monthly.

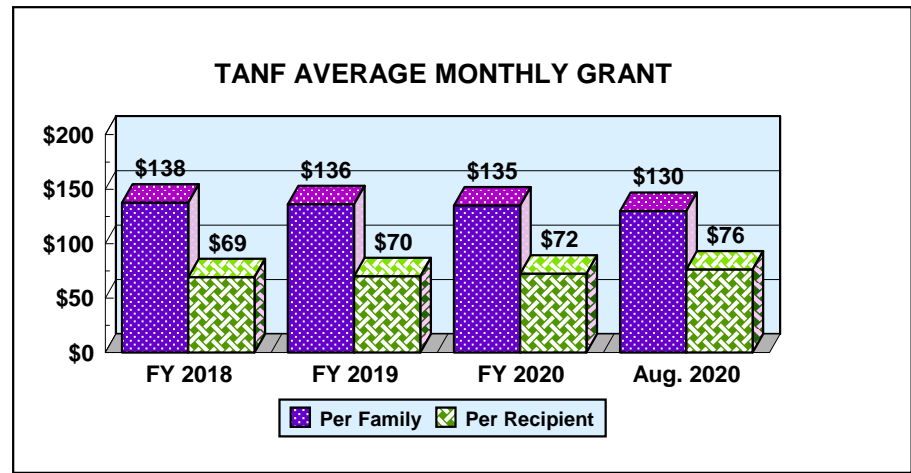
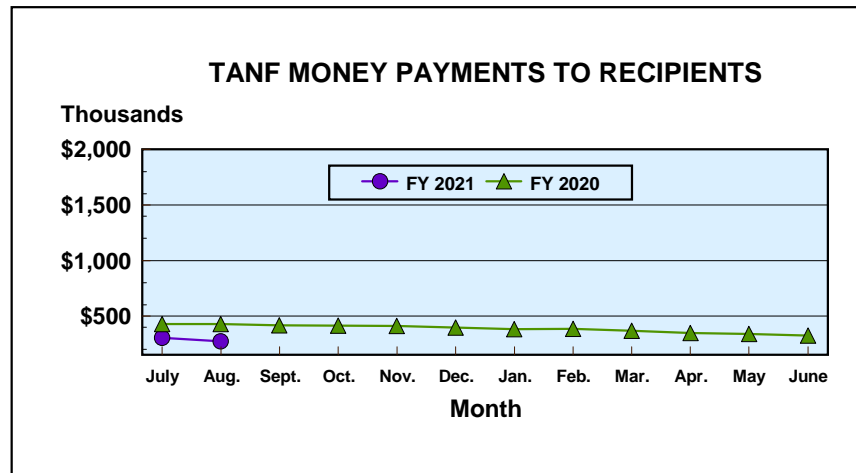
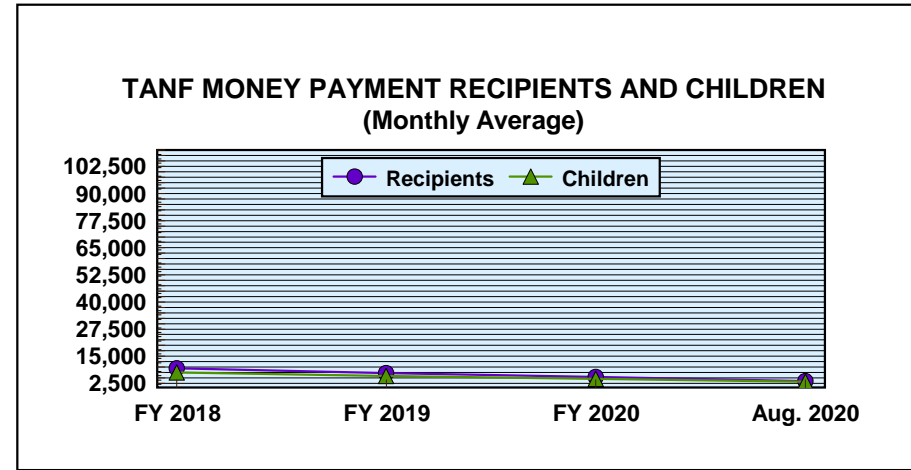
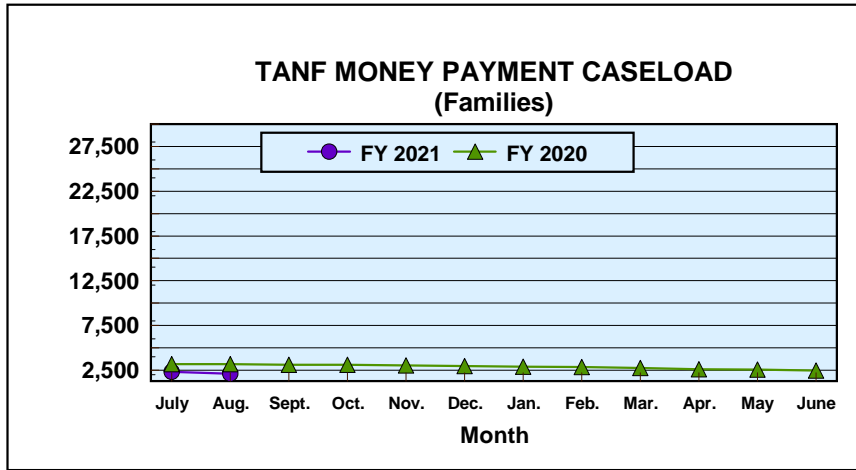
Prepared by Cost Allocation Unit, Division of Budgets and Accounting.

# Mississippi Department of Human Services Graphic Overview of Program Data

## Division of Economic Assistance Eligibility Temporary Assistance for Needy Families

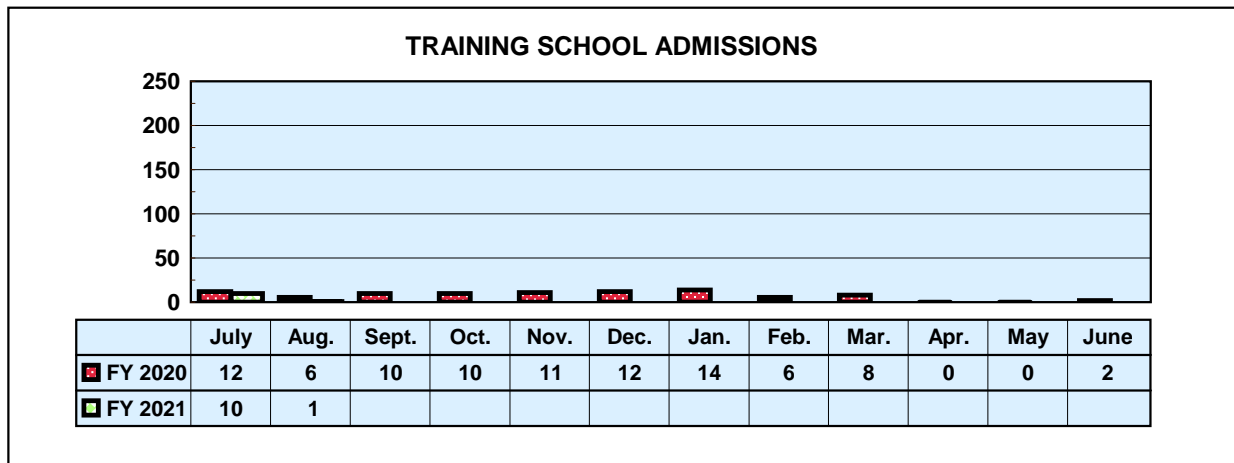
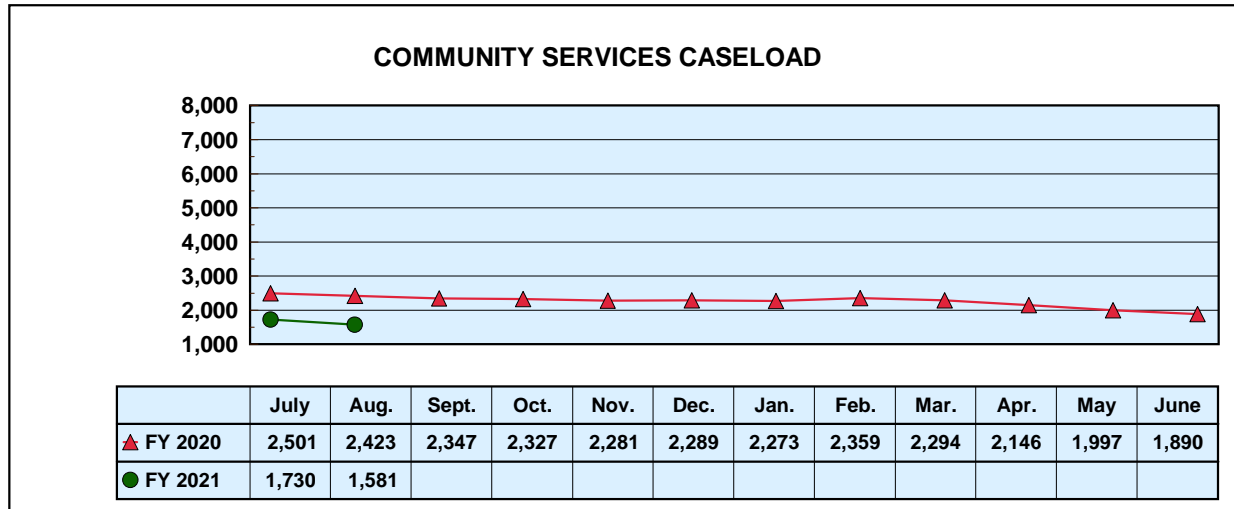
Month: August 2020

Date Released: 10/15/2020



## Mississippi Department of Human Services Graphic Overview of Program Data

### Division of Youth Services





# MONTHLY STATISTICAL REPORT

Robert G. Anderson, Executive Director

## Division of Economic Assistance Eligibility

Month: August 2020 Date Released: 10/15/2020

TEMPORARY ASSISTANCE FOR NEEDY FAMILIES <sup>1</sup>								
	MONEY PAYMENT		ONE-MONTH SUSPEND TANF	AVERAGE GRANT	Net Change From: July 2020			
	GRANT	ZERO			GRANT	GRANT	SUSPEND TANF	AVERAGE GRANT
		GRANT <sup>2</sup>						
Families	2,094	4	4	\$129.82	(204)	(1)	(2)	(\$2.13)
Recipients	3,561	6	5	\$76.34	(436)	(2)	(7)	\$0.48
Adults	346	2	0		(116)	(1)	(5)	
Children	3,215	4	5		(320)	(1)	(2)	
<b>TOTAL GRANT AMOUNT</b>				\$271,844				(\$31,388)

SUPPLEMENTAL NUTRITION ASSISTANCE PROGRAM (SNAP)				
	NUMBER	AVERAGE BENEFIT VALUE	Net Change From: July 2020	
			NUMBER	AVERAGE BENEFIT VALUE
Households	197,885	\$355.98	593	\$7.03
Persons	399,713	\$176.23	3,549	\$2.45
<b>BENEFIT VALUE</b>		\$70,442,388		\$1,597,293
<b>COST PER MEAL</b>		\$1.89		\$0.02

TANF AND SNAP COLLECTIONS		
	AMOUNT	Net Change From: July 2020
TANF/AFDC Overpayment Collections	\$136	(\$7)
SNAP Overissuance Collections	\$102,857	(\$5,970)

<sup>1</sup> Total TANF program [TANF-Basic and TANF-Unemployed Parent (UP)]. Totals include UP data: 0 cases, 0 recipients, \$0 grant amount.  
<sup>2</sup> Cases eligible for a money payment, but not legally entitled to a check because of \$10 minimum payment.

Prepared by Cost Allocation Unit, Division of Budgets and Accounting.





# MONTHLY STATISTICAL REPORT

## Division of Child Support Enforcement

Month: August 2020

Date Released: 10/15/2020

### CHILD SUPPORT CASELOAD DATA

	CASES	Net Change From: July 2020
<b>TOTAL</b>	<b>284,912</b>	<b>(1,015)</b>
TANF/Foster Care	5,714	(362)
Non-TANF	258,753	(231)
TANF/Foster Care Arrears Only	18,433	(412)
Non-IV-D	2,012	(10)

### NONCUSTODIAL PARENTS LOCATED

	NUMBER	Net Change From: July 2020
<b>TOTAL</b>	<b>5,369</b>	<b>365</b>
TANF/Foster Care Arrears Only	279	19
Non-TANF	5,090	346

### CASES WITH COLLECTIONS

	NUMBER	Net Change From: July 2020
<b>TOTAL CASES</b>	<b>86,960</b>	<b>31</b>

### TOTAL CHILD SUPPORT COLLECTIONS

	AMOUNT	Net Change From: July 2020
<b>COLLECTED</b>	<b>\$32,813,645</b>	<b>(\$3,941,295)</b>

Prepared by Cost Allocation Unit, Division of Budgets and Accounting.