

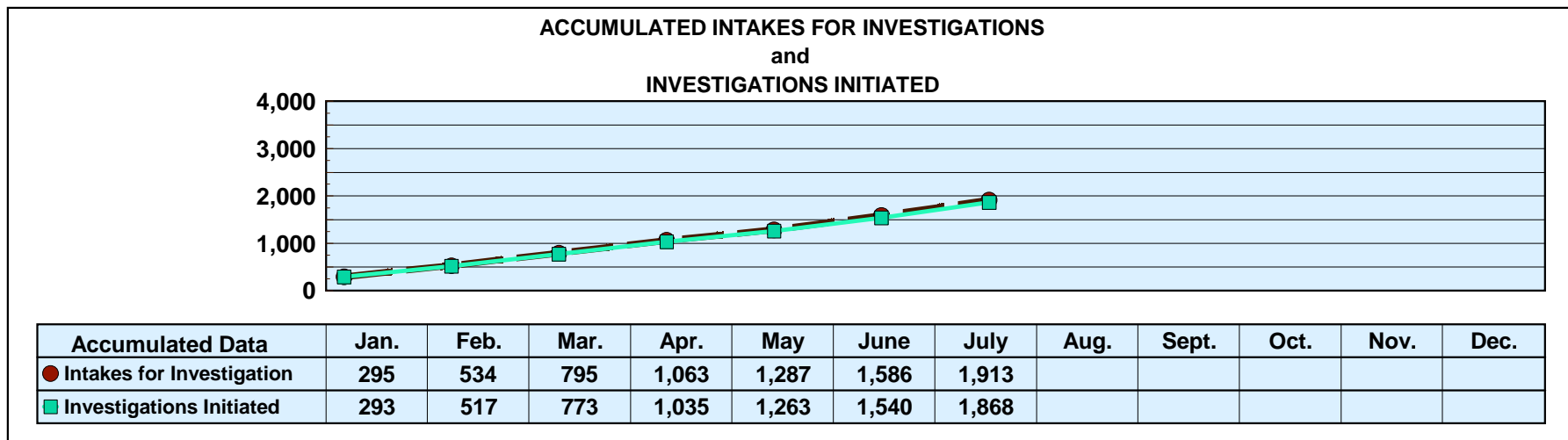
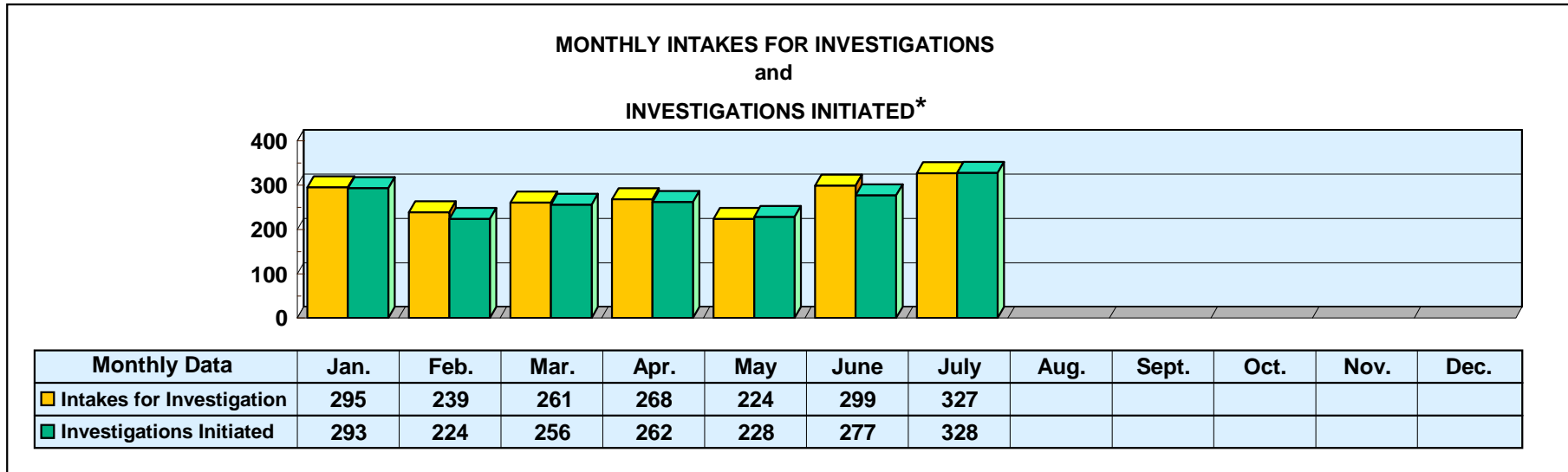
Mississippi Department of Human Services

Graphic Overview of Program Data

Month: July 2020

Date Released: 09/15/2020

Division of Aging and Adult Services ADULT PROTECTIVE SERVICES



*An approximate manual count.

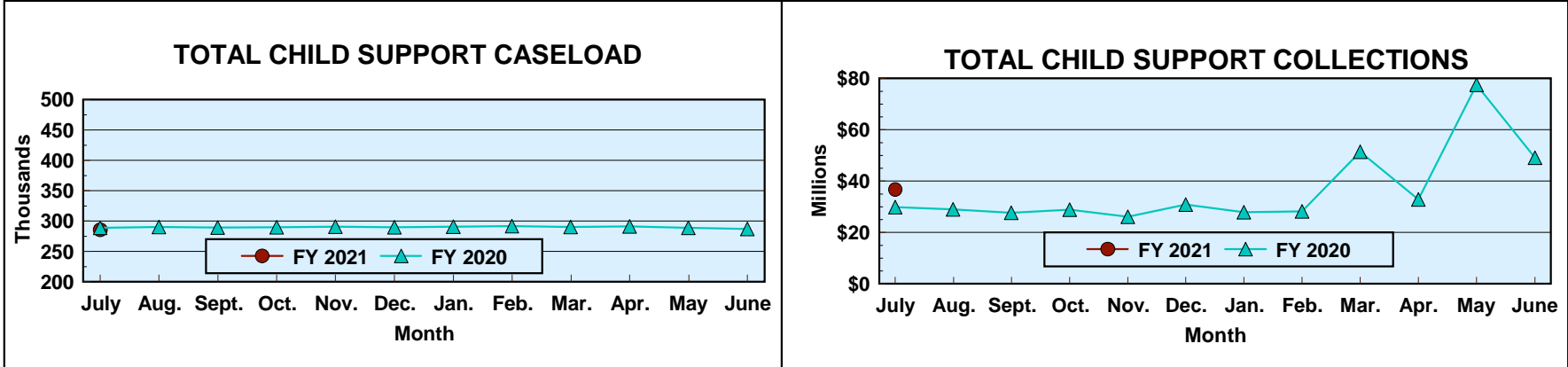
Prepared by Cost Allocation Unit, Division of Budgets and Accounting.

**Mississippi Department of Human Services
Graphic Overview of Program Data**

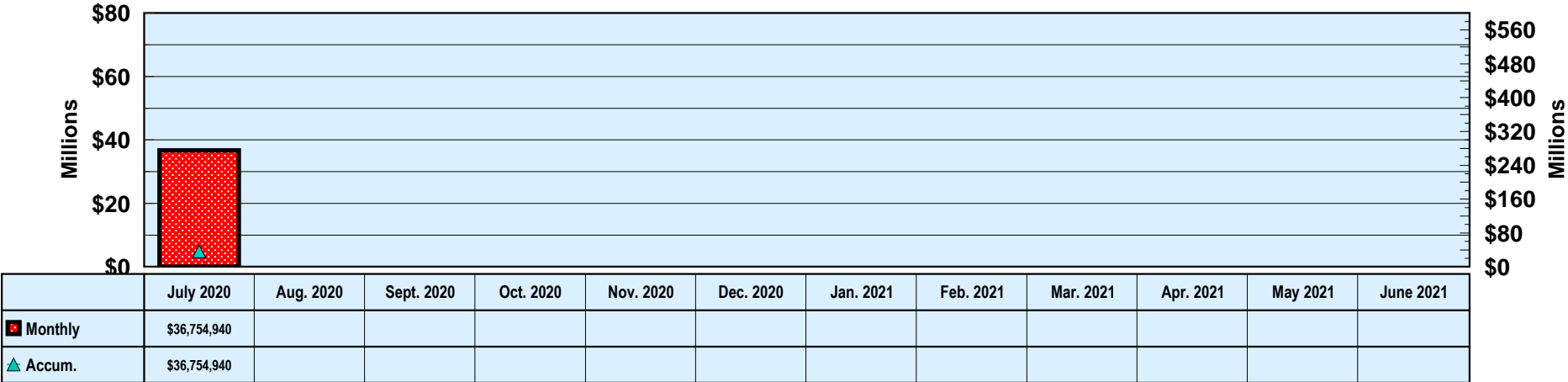
Month: July 2020

Date Released: 09/15/2020

Division of Child Support Enforcement



**FY 2021 TOTAL COLLECTIONS
(ACCUMULATED MONTHLY)**



Prepared by Cost Allocation Unit, Division of Budgets and Accounting.


**Mississippi Department of Human Services
Graphic Overview of Program Data**

Month: July 2020

Date Released: 09/15/2020

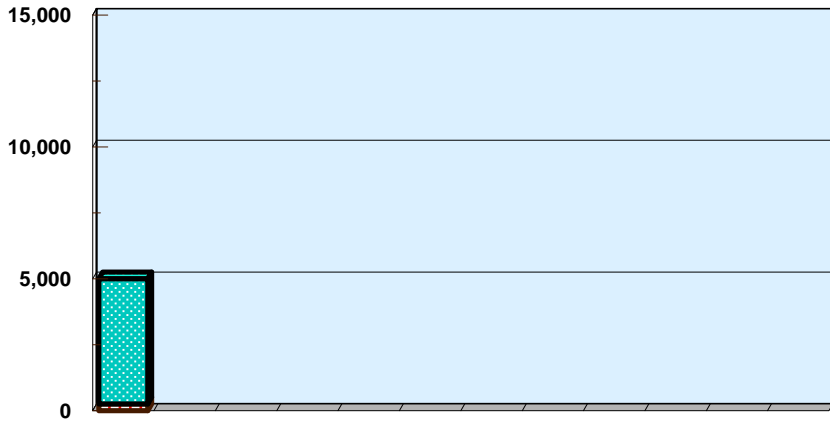
Division of Child Support Enforcement

**NUMBER OF CHILDREN FOR WHOM
PATERNITY WAS ESTABLISHED**



| | 07/20 | 08/20 | 09/20 | 10/20 | 11/20 | 12/20 | 01/21 | 02/21 | 03/21 | 04/21 | 05/21 | 06/21 |
|----------|-------|-------|-------|-------|-------|-------|-------|-------|-------|-------|-------|-------|
| TANF | 48 | | | | | | | | | | | |
| Non-TANF | 1,376 | | | | | | | | | | | |

NONCUSTODIAL PARENTS LOCATED



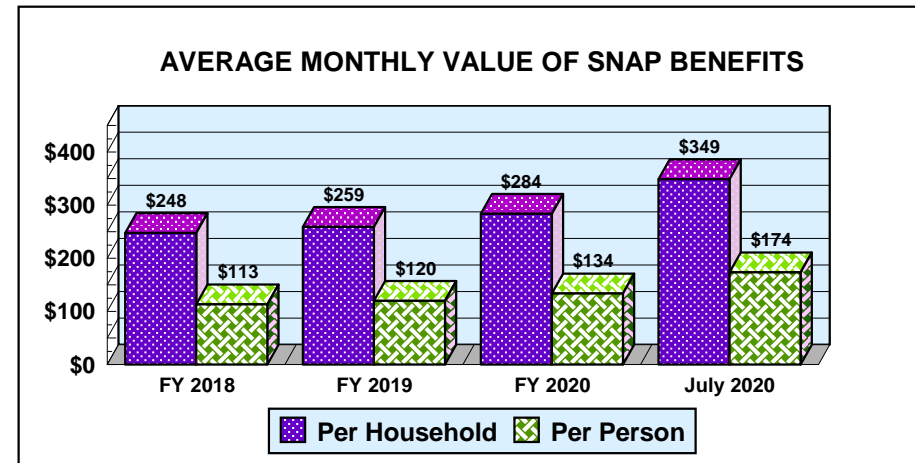
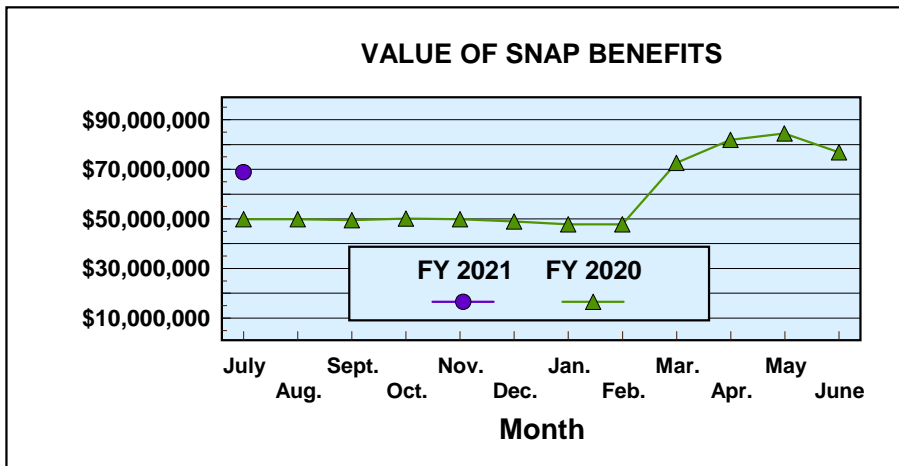
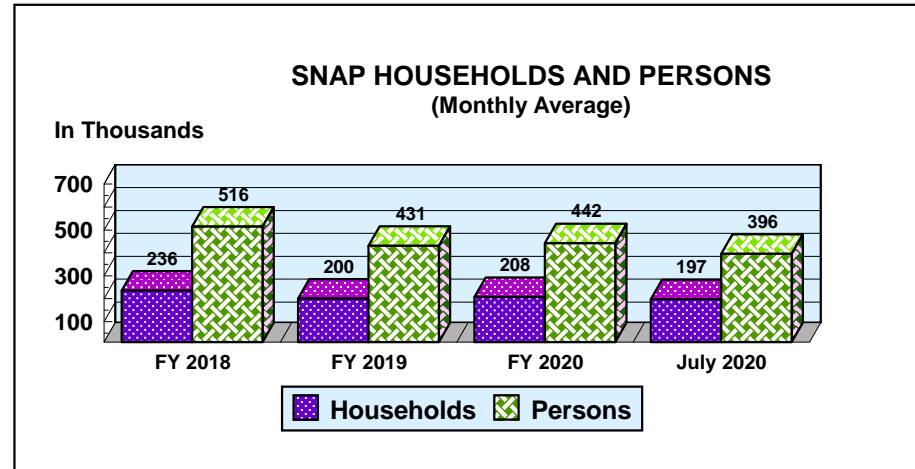
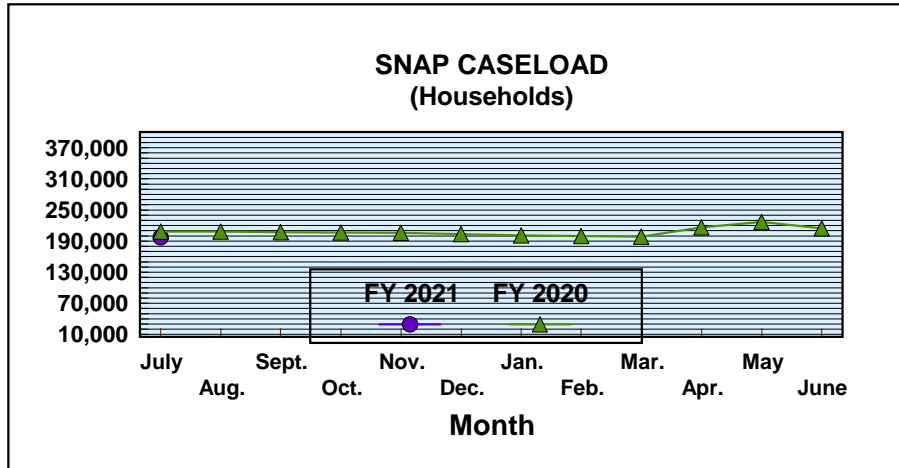
| | 07/20 | 08/20 | 09/20 | 10/20 | 11/20 | 12/20 | 01/21 | 02/21 | 03/21 | 04/21 | 05/21 | 06/21 |
|----------|-------|-------|-------|-------|-------|-------|-------|-------|-------|-------|-------|-------|
| TANF | 260 | | | | | | | | | | | |
| Non-TANF | 4,744 | | | | | | | | | | | |

Mississippi Department of Human Services Graphic Overview of Program Data

Month: July 2020

Date Released: 09/15/2020

Division of Economic Assistance Eligibility Supplemental Nutrition Assistance Program (SNAP)



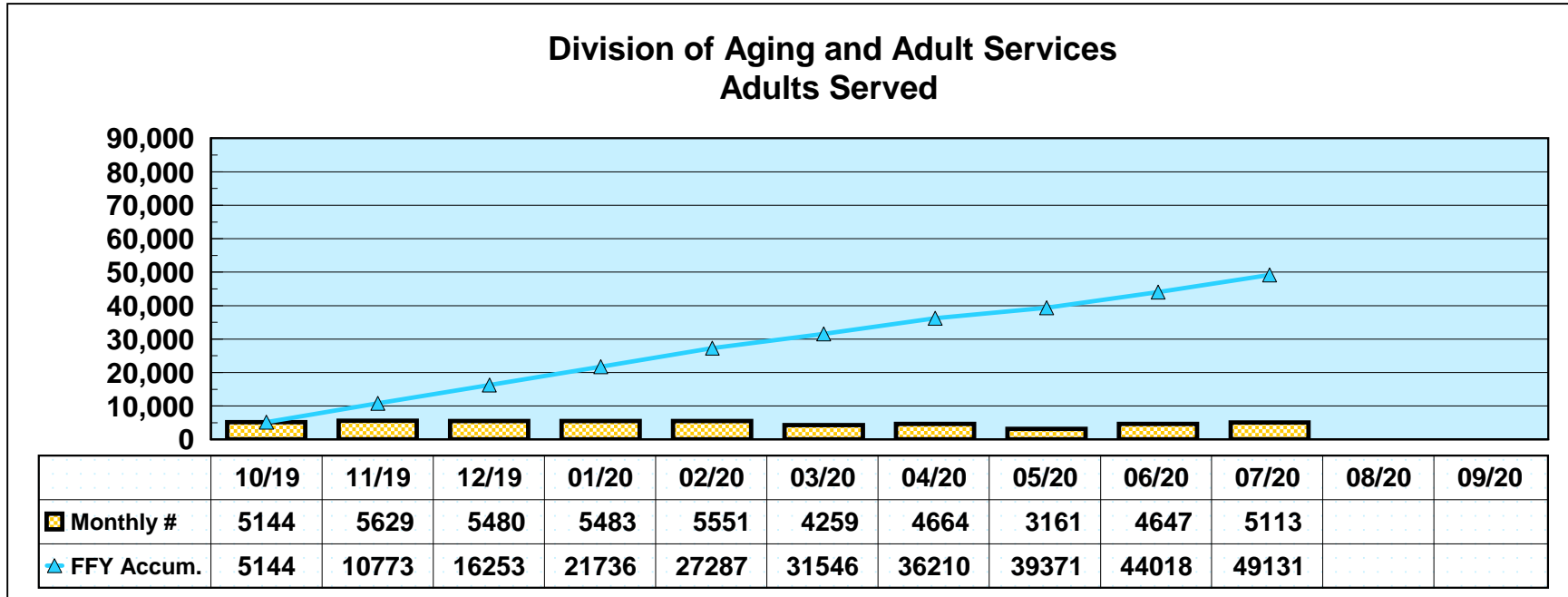
**Mississippi Department of Human Services
Graphic Overview of Program Data**

Month: July 2020

Date Released: 09/15/2020

Social Services Block Grant

**NEW CLIENTS SERVED
FEDERAL FISCAL YEAR 2020***



*Reflects unduplicated count of clients served monthly.

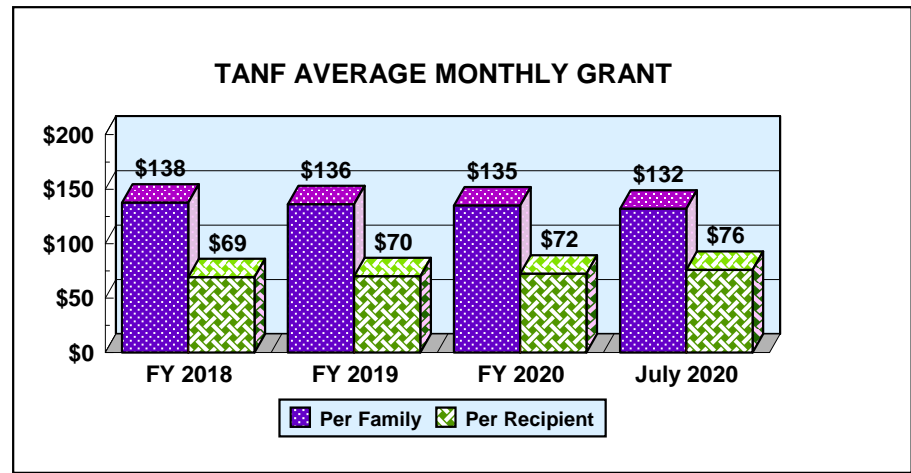
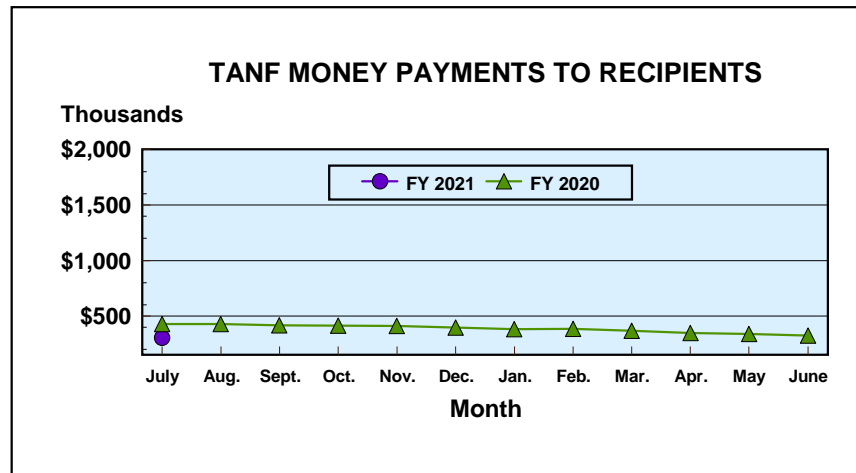
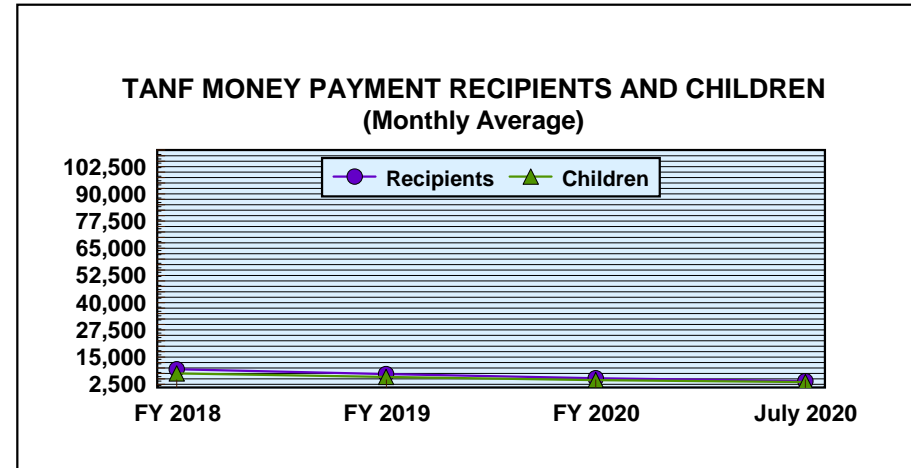
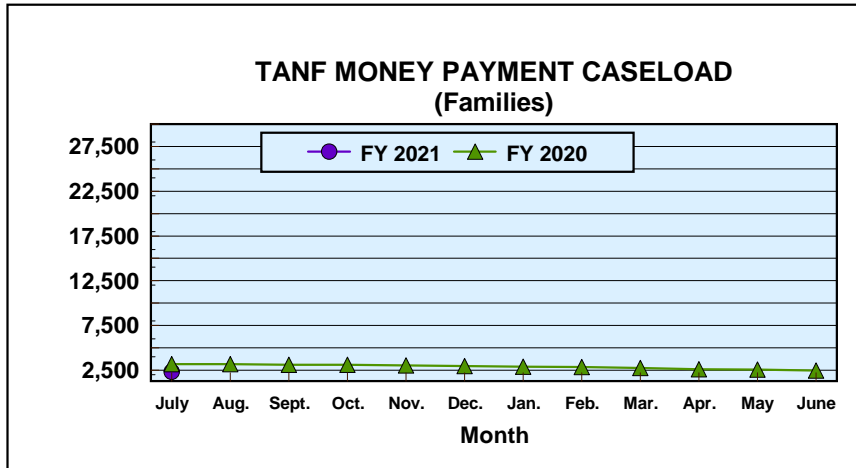
Prepared by Cost Allocation Unit, Division of Budgets and Accounting.

Mississippi Department of Human Services Graphic Overview of Program Data

Division of Economic Assistance Eligibility Temporary Assistance for Needy Families

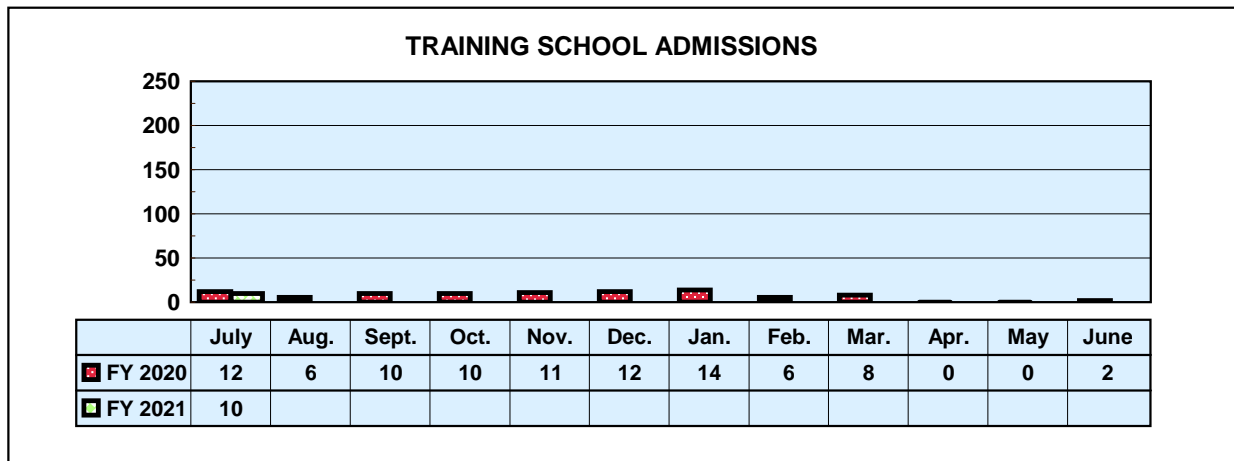
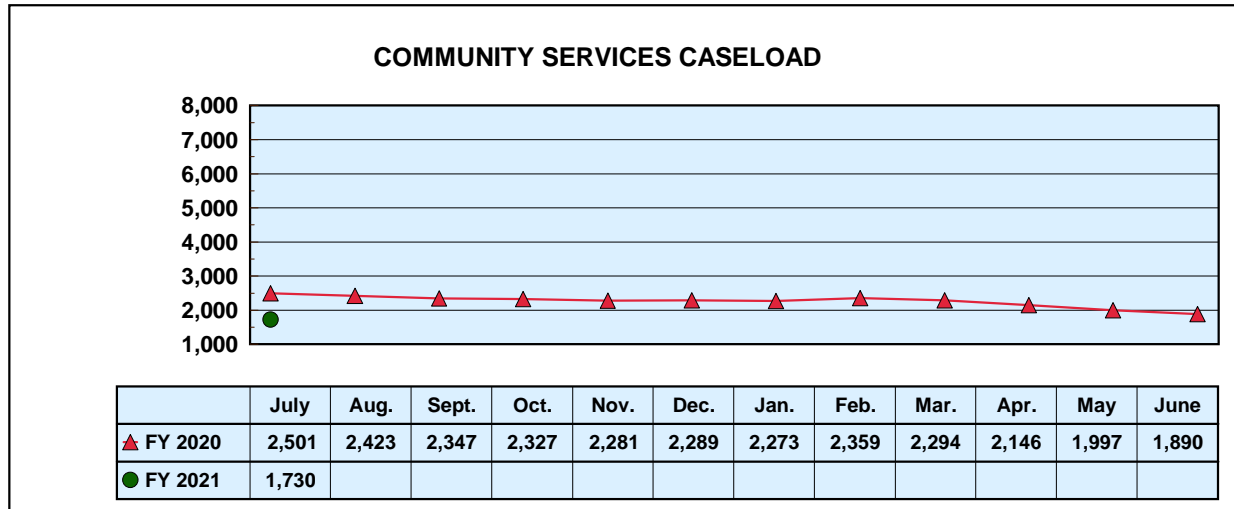
Month: July 2020

Date Released: 09/15/2020



Mississippi Department of Human Services Graphic Overview of Program Data

Division of Youth Services





MONTHLY STATISTICAL REPORT

Robert G. Anderson, Executive Director

Division of Economic Assistance Eligibility

Month: July 2020 Date Released: 09/15/2020

| TEMPORARY ASSISTANCE FOR NEEDY FAMILIES ¹ | | | | | | | | |
|--|---------------|--------------------|------------------------------|------------------|----------------------------|-------|-----------------|------------------|
| | MONEY PAYMENT | | ONE-MONTH SUSPEND TANF | AVERAGE GRANT | Net Change From: June 2020 | | | |
| | GRANT | ZERO | | | GRANT | GRANT | SUSPEND TANF | AVERAGE GRANT |
| | | GRANT ² | | | | | | |
| Families | 2,298 | 5 | 6 | \$131.95 | (137) | (1) | 6 | (\$1.62) |
| Recipients | 3,997 | 8 | 12 | \$75.86 | (337) | (2) | 12 | \$0.82 |
| Adults | 462 | 3 | 5 | | (124) | 1 | 5 | |
| Children | 3,535 | 5 | 7 | | (213) | (3) | 7 | |
| TOTAL GRANT AMOUNT | | | | \$303,232 | (\$22,004) | | | |

| SUPPLEMENTAL NUTRITION ASSISTANCE PROGRAM (SNAP) | | | | |
|--|---------|--------------------------|----------------------------|--------------------------|
| | NUMBER | AVERAGE BENEFIT VALUE | Net Change From: June 2020 | |
| | | | NUMBER | AVERAGE BENEFIT VALUE |
| Households | 197,292 | \$348.95 | (17,335) | (\$9.13) |
| Persons | 396,164 | \$173.78 | (49,098) | \$1.18 |
| BENEFIT VALUE | | \$68,845,095 | (\$8,009,228) | |
| COST PER MEAL | | \$1.87 | (\$0.05) | |

| TANF AND SNAP COLLECTIONS | | |
|-----------------------------------|-----------|-------------------------------|
| | AMOUNT | Net Change From: June 2020 |
| TANF/AFDC Overpayment Collections | \$143 | (\$45) |
| SNAP Overissuance Collections | \$108,827 | \$45,153 |

¹ Total TANF program [TANF-Basic and TANF-Unemployed Parent (UP)]. Totals include UP data: 0 cases, 0 recipients, \$0 grant amount.

² Cases eligible for a money payment, but not legally entitled to a check because of \$10 minimum payment.

Prepared by Cost Allocation Unit, Division of Budgets and Accounting.



MONTHLY STATISTICAL REPORT

Division of Child Support Enforcement

Month: July 2020

Date Released: 09/15/2020

| CHILD SUPPORT CASELOAD DATA | | |
|-------------------------------|---------|-------------------------------|
| | CASES | Net Change From: June 2020 |
| TOTAL | 285,927 | (1,013) |
| TANF/Foster Care | 6,076 | (208) |
| Non-TANF | 258,984 | (611) |
| TANF/Foster Care Arrears Only | 18,845 | (183) |
| Non-IV-D | 2,022 | (11) |

| NONCUSTODIAL PARENTS LOCATED | | |
|-------------------------------|--------|-------------------------------|
| | NUMBER | Net Change From: June 2020 |
| TOTAL | 5,004 | (469) |
| TANF/Foster Care Arrears Only | 260 | 4 |
| Non-TANF | 4,744 | (473) |

| CASES WITH COLLECTIONS | | |
|------------------------|--------|-------------------------------|
| | NUMBER | Net Change From: June 2020 |
| TOTAL CASES | 86,929 | 2,530 |

| TOTAL CHILD SUPPORT COLLECTIONS | | |
|---------------------------------|--------------|-------------------------------|
| | AMOUNT | Net Change From: June 2020 |
| COLLECTED | \$36,754,940 | (\$12,400,310) |

Prepared by Cost Allocation Unit, Division of Budgets and Accounting.