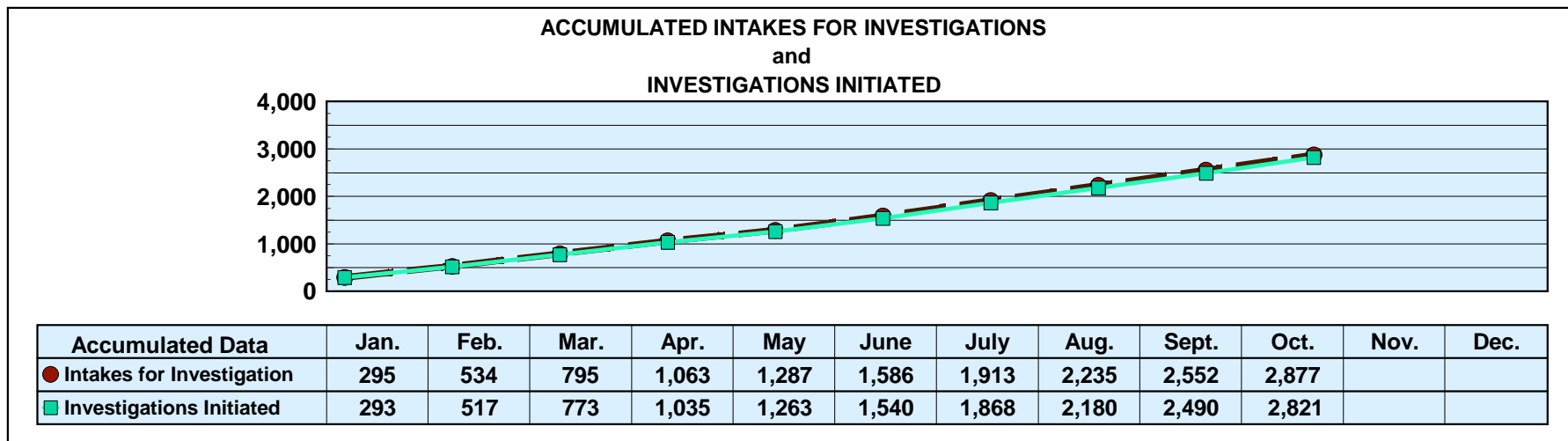
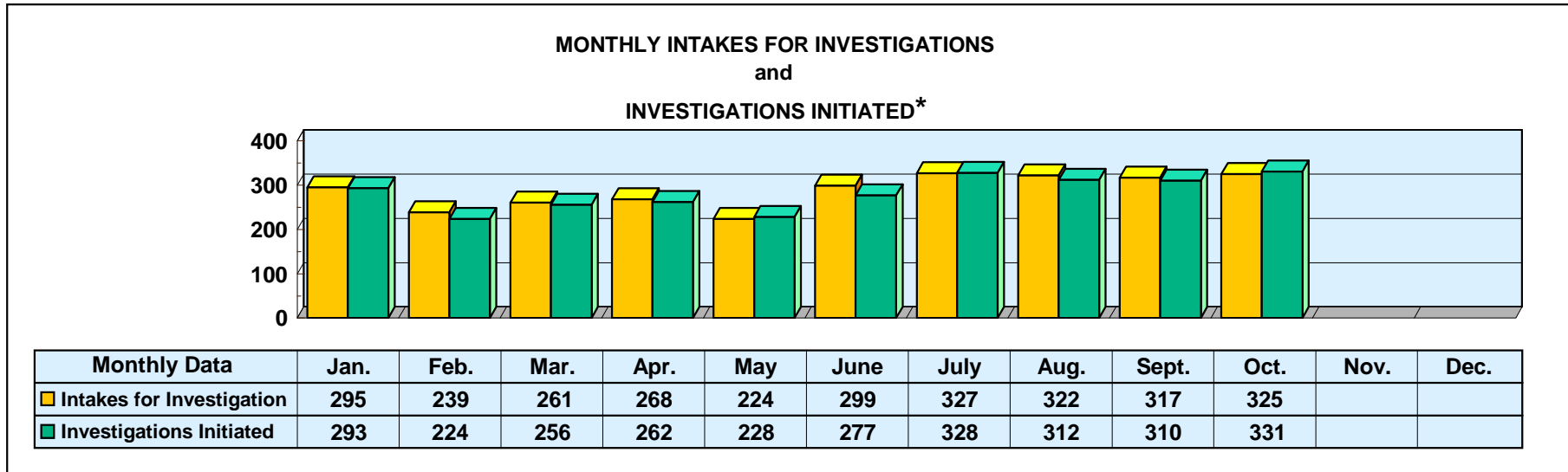


## Mississippi Department of Human Services Graphic Overview of Program Data

Month: October 2020

Date Released: 12/15/2020

### Division of Aging and Adult Services ADULT PROTECTIVE SERVICES



\*An approximate manual count.

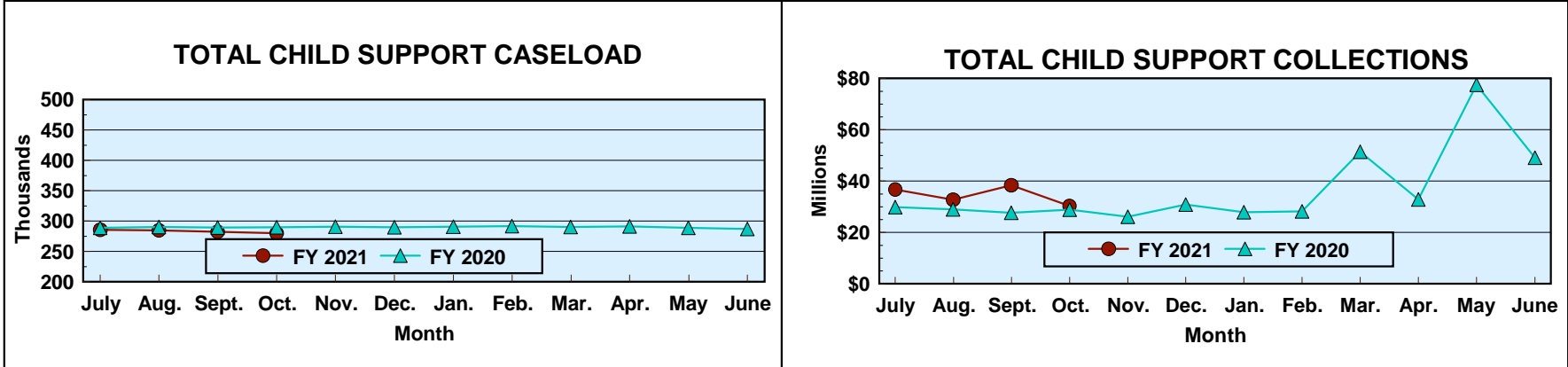
Prepared by Cost Allocation Unit, Division of Budgets and Accounting.

# Mississippi Department of Human Services Graphic Overview of Program Data

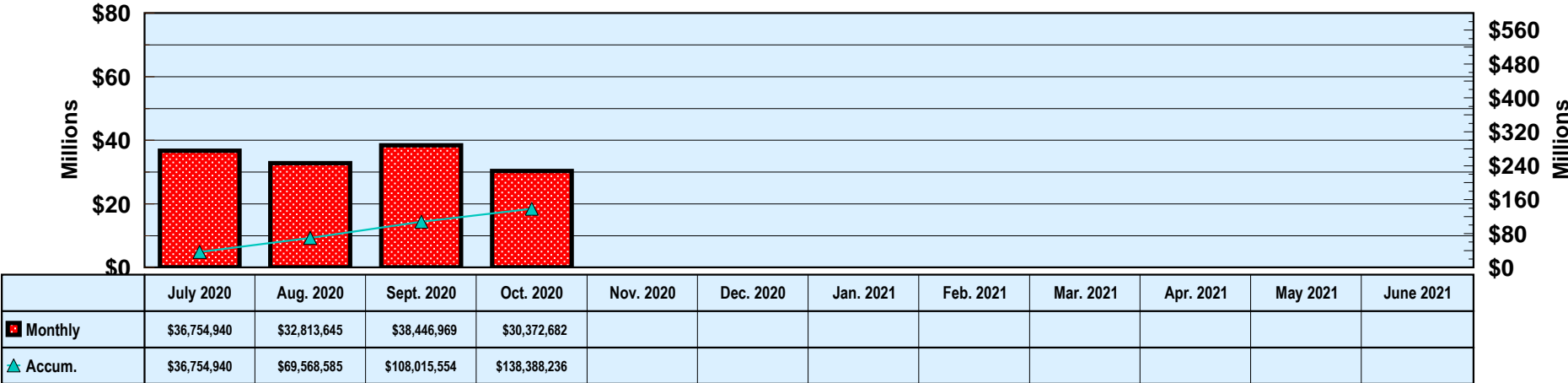
Month: October 2020

Date Released: 12/15/2020

## Division of Child Support Enforcement



### FY 2021 TOTAL COLLECTIONS (ACCUMULATED MONTHLY)



Prepared by Cost Allocation Unit, Division of Budgets and Accounting.

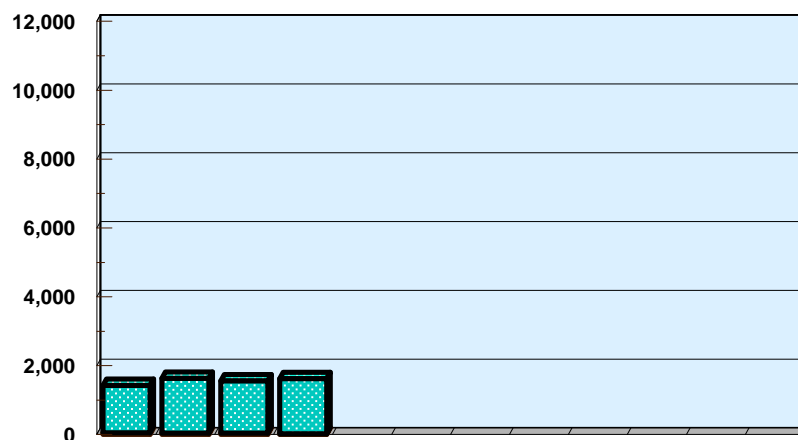
# Mississippi Department of Human Services Graphic Overview of Program Data

Month: October 2020

Date Released: 12/15/2020

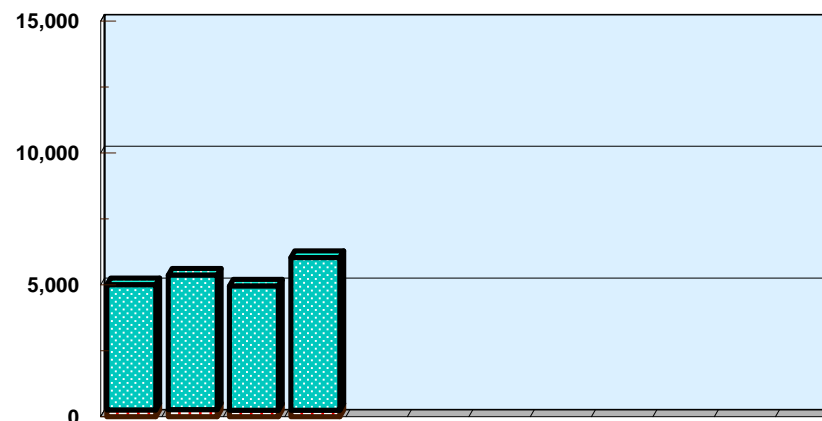
## Division of Child Support Enforcement

**NUMBER OF CHILDREN FOR WHOM  
PATERNITY WAS ESTABLISHED**



	07/20	08/20	09/20	10/20	11/20	12/20	01/21	02/21	03/21	04/21	05/21	06/21
TANF	48	41	40	25								
Non-TANF	1,376	1,594	1,514	1,595								

**NONCUSTODIAL PARENTS LOCATED**



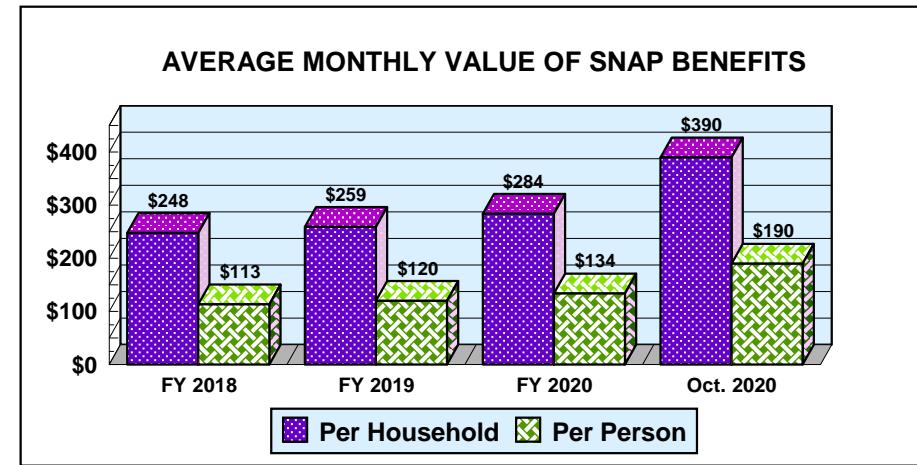
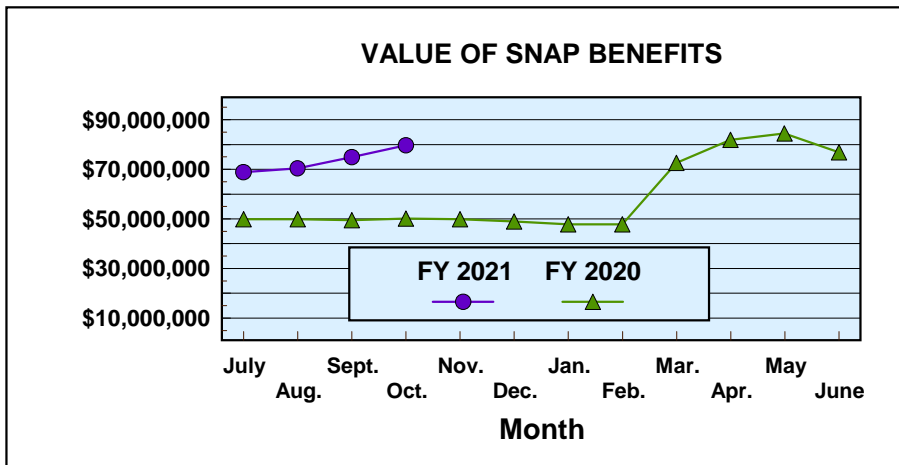
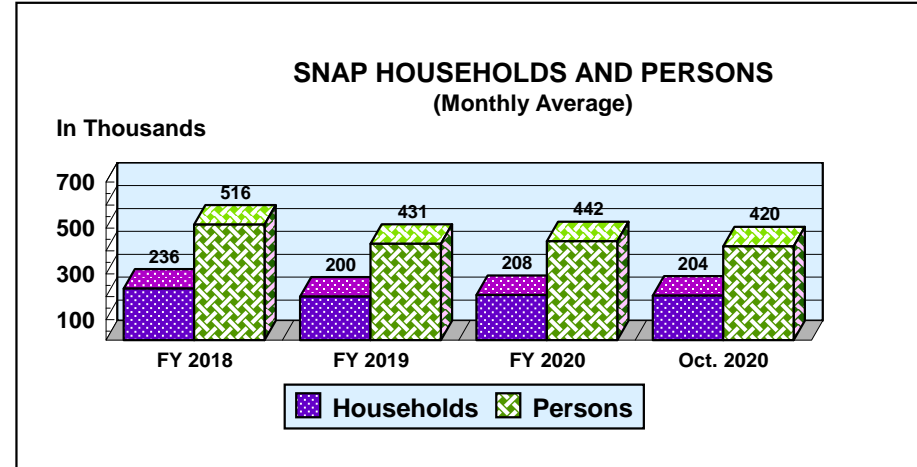
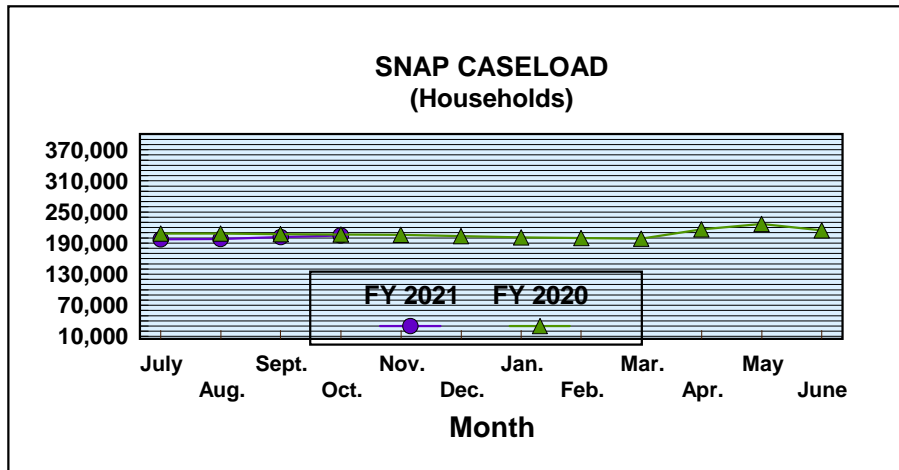
	07/20	08/20	09/20	10/20	11/20	12/20	01/21	02/21	03/21	04/21	05/21	06/21
TANF	260	279	247	243								
Non-TANF	4,744	5,090	4,713	5,791								

# Mississippi Department of Human Services Graphic Overview of Program Data

Month: October 2020

Date Released: 12/15/2020

## Division of Economic Assistance Eligibility Supplemental Nutrition Assistance Program (SNAP)



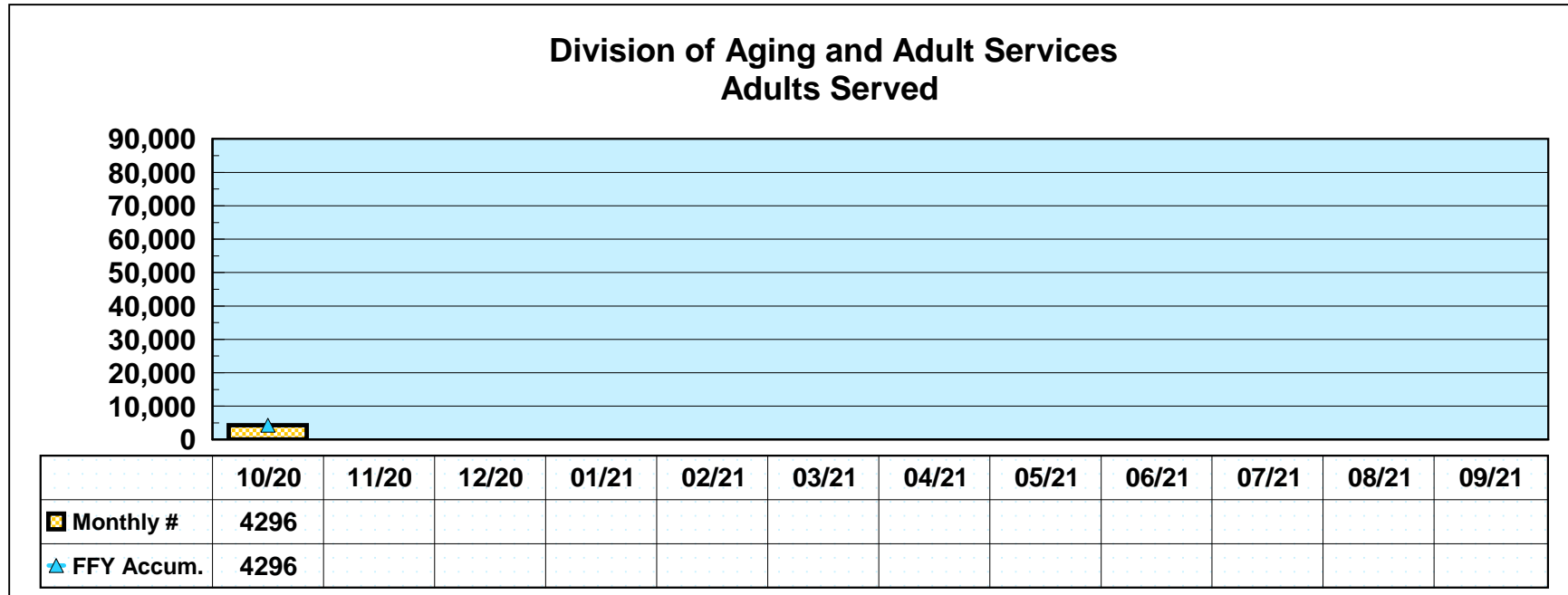
**Mississippi Department of Human Services  
Graphic Overview of Program Data**

Month: October 2020

Date Released: 12/15/2020

**Social Services Block Grant**

**NEW CLIENTS SERVED  
FEDERAL FISCAL YEAR 2020\***



\*Reflects unduplicated count of clients served monthly.

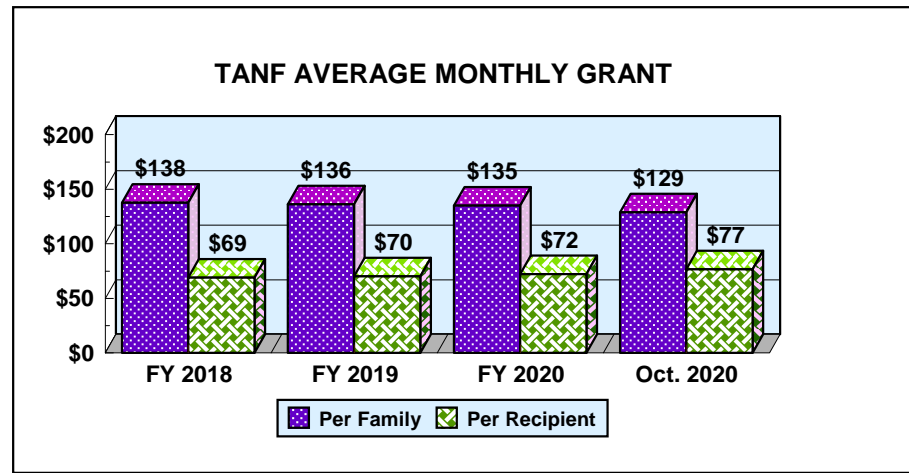
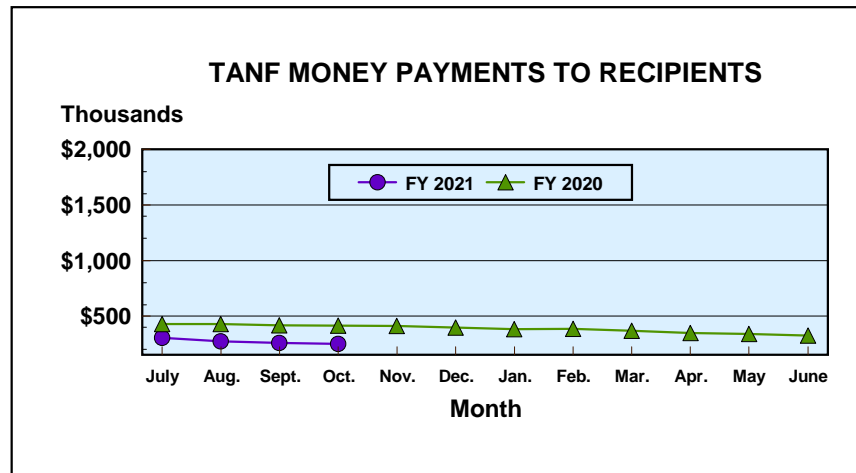
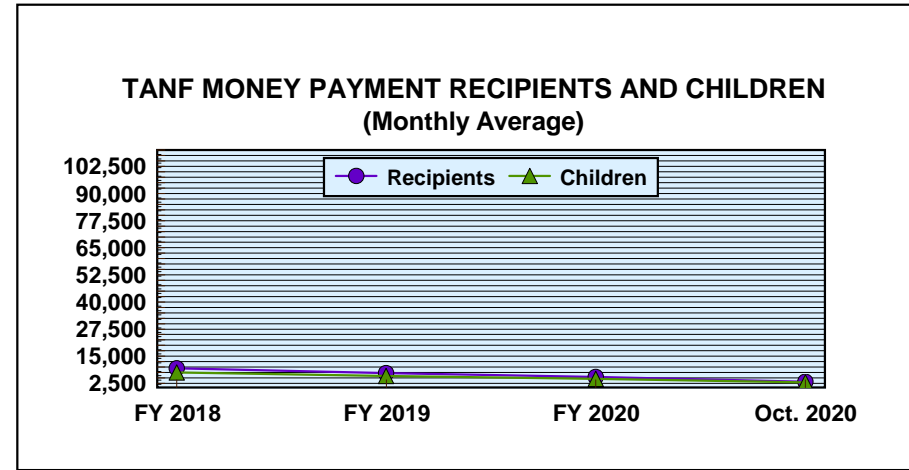
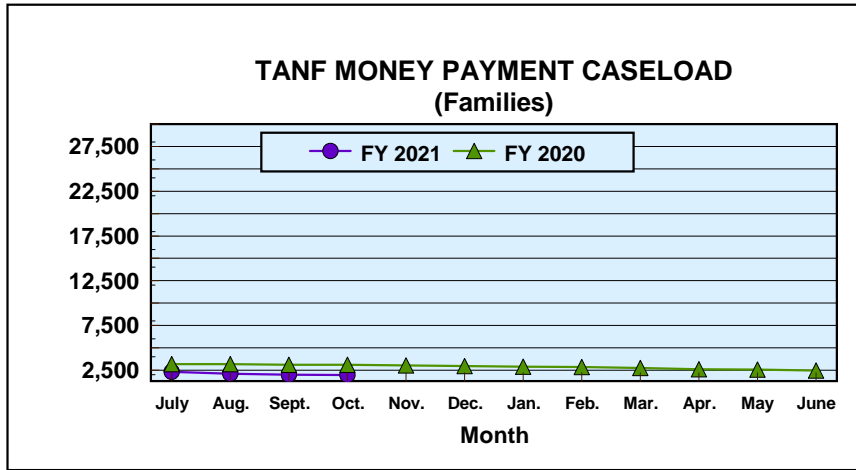
Prepared by Cost Allocation Unit, Division of Budgets and Accounting.

# Mississippi Department of Human Services Graphic Overview of Program Data

## Division of Economic Assistance Eligibility Temporary Assistance for Needy Families

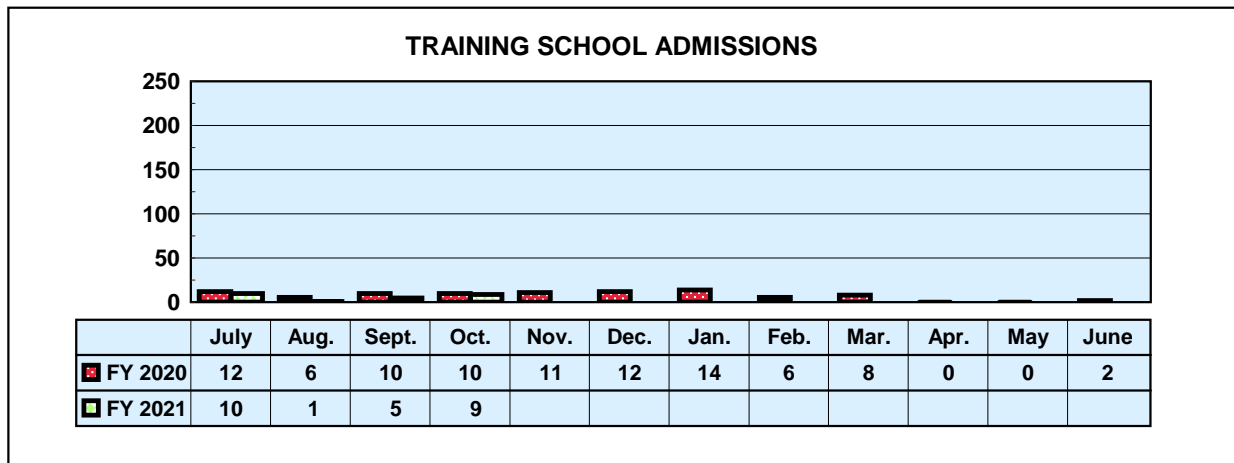
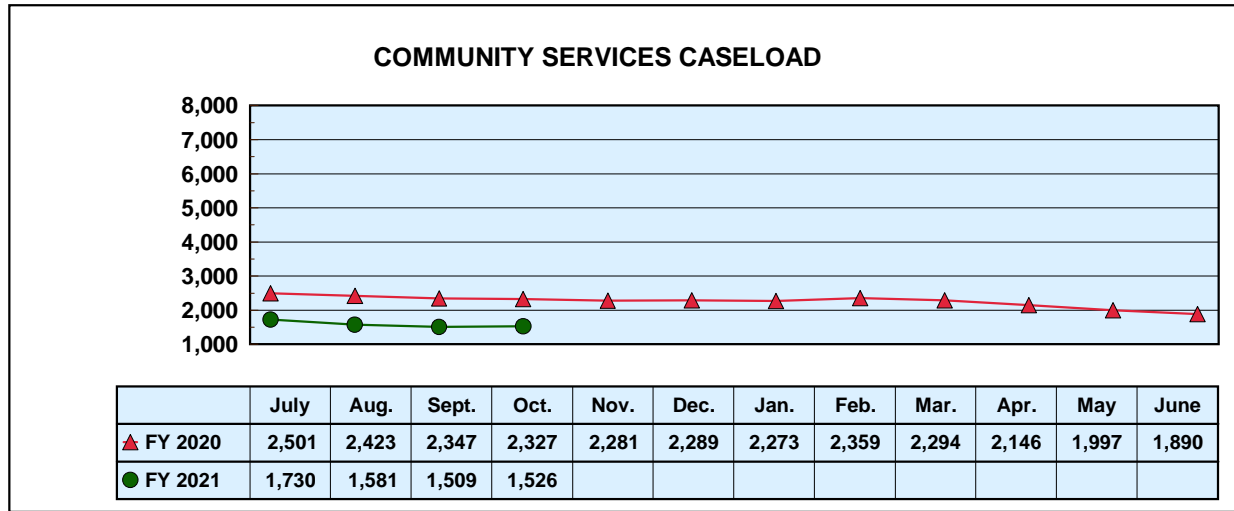
Month: October 2020

Date Released: 12/15/2020



## Mississippi Department of Human Services Graphic Overview of Program Data

### Division of Youth Services





# MONTHLY STATISTICAL REPORT

Robert G. Anderson, Executive Director

## Division of Economic Assistance Eligibility

Month: October 2020 Date Released: 12/15/2020

TEMPORARY ASSISTANCE FOR NEEDY FAMILIES <sup>1</sup>								
	MONEY PAYMENT		ONE-MONTH SUSPEND TANF	AVERAGE GRANT	Net Change From: September 2020			
	GRANT	ZERO GRANT <sup>2</sup>			GRANT	ZERO GRANT	SUSPEND TANF	AVERAGE GRANT
Families	1,944	6	0	\$128.90	(45)	(2)	(4)	(\$0.50)
Recipients	3,269	9	0	\$76.66	(90)	(6)	(13)	\$0.04
Adults	282	1	0		(16)	(1)	(3)	
Children	2,987	8	0		(74)	(5)	(10)	
<b>TOTAL GRANT AMOUNT</b>			\$250,589		(\$6,782)			

SUPPLEMENTAL NUTRITION ASSISTANCE PROGRAM (SNAP)				
	NUMBER	AVERAGE BENEFIT VALUE	Net Change From: September 2020	
			NUMBER	AVERAGE BENEFIT VALUE
Households	204,469	\$389.87	2,732	\$18.81
Persons	419,656	\$189.96	7,448	\$8.36
<b>BENEFIT VALUE</b>		\$79,716,316	\$4,858,960	
<b>COST PER MEAL</b>		\$2.04	\$0.02	

TANF AND SNAP COLLECTIONS		
	AMOUNT	Net Change From: September 2020
TANF/AFDC Overpayment Collections	\$275	\$250
SNAP Overissuance Collections	\$107,756	(\$368)

<sup>1</sup> Total TANF program [TANF-Basic and TANF-Unemployed Parent (UP)]. Totals include UP data: 0 cases, 0 recipients, \$0 grant amount.  
<sup>2</sup> Cases eligible for a money payment, but not legally entitled to a check because of \$10 minimum payment.

Prepared by Cost Allocation Unit, Division of Budgets and Accounting.





# MONTHLY STATISTICAL REPORT

## Division of Child Support Enforcement

Month: October 2020

Date Released: 12/15/2020

### CHILD SUPPORT CASELOAD DATA

	CASES	Net Change From: September 2020
<b>TOTAL</b>	<b>280,250</b>	<b>(2,140)</b>
TANF/Foster Care	5,404	(11)
Non-TANF	255,074	(1,969)
TANF/Foster Care Arrears Only	17,799	(145)
Non-IV-D	1,973	(15)

### NONCUSTODIAL PARENTS LOCATED

	NUMBER	Net Change From: September 2020
<b>TOTAL</b>	<b>6,034</b>	<b>1,074</b>
TANF/Foster Care Arrears Only	243	(4)
Non-TANF	5,791	1,078

### CASES WITH COLLECTIONS

	NUMBER	Net Change From: September 2020
<b>TOTAL CASES</b>	<b>83,000</b>	<b>(248)</b>

### TOTAL CHILD SUPPORT COLLECTIONS

	AMOUNT	Net Change From: September 2020
<b>COLLECTED</b>	<b>\$30,372,682</b>	<b>(\$8,074,287)</b>

Prepared by Cost Allocation Unit, Division of Budgets and Accounting.