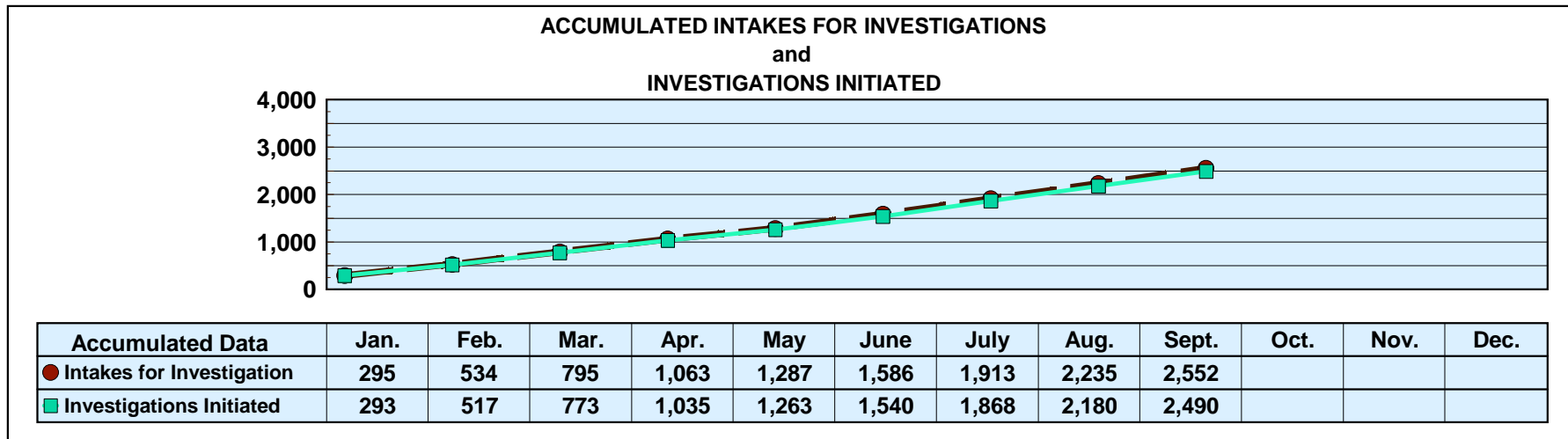
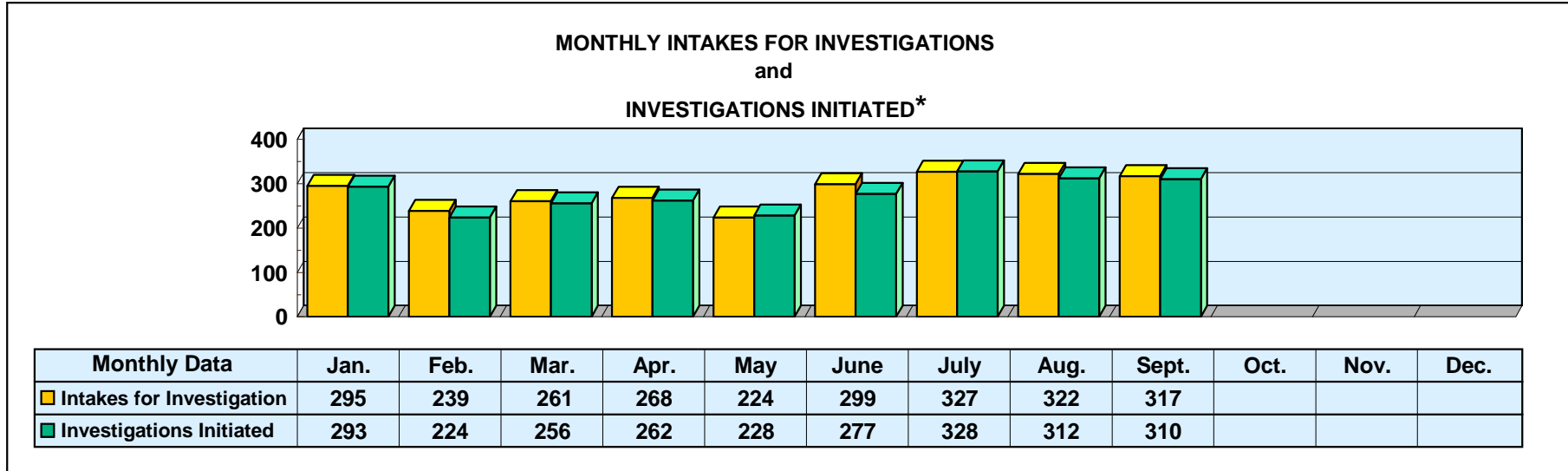


Mississippi Department of Human Services Graphic Overview of Program Data

Month: September 2020

Date Released: 12/01/2020

Division of Aging and Adult Services ADULT PROTECTIVE SERVICES



*An approximate manual count.

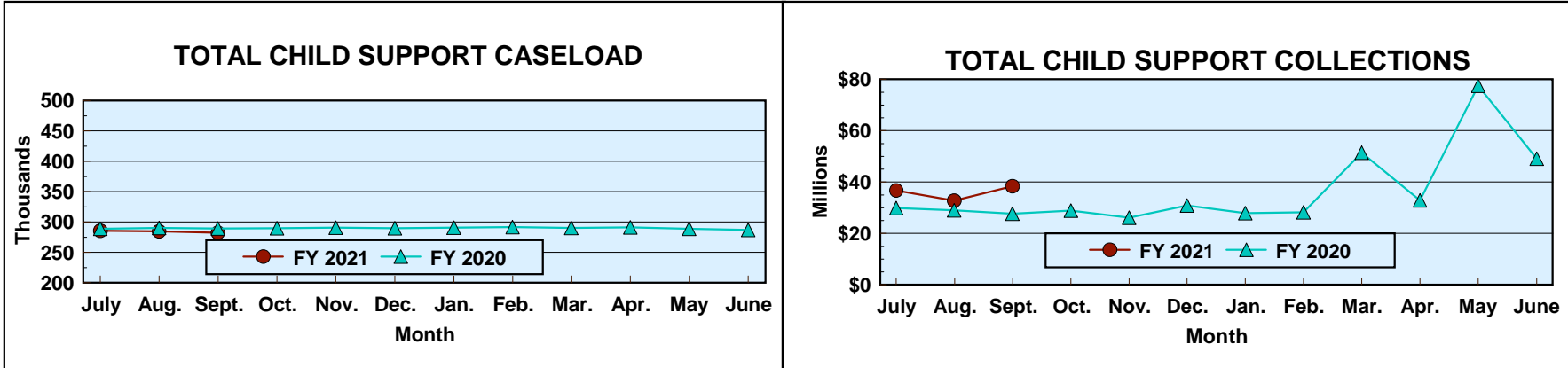
Prepared by Cost Allocation Unit, Division of Budgets and Accounting.

Mississippi Department of Human Services Graphic Overview of Program Data

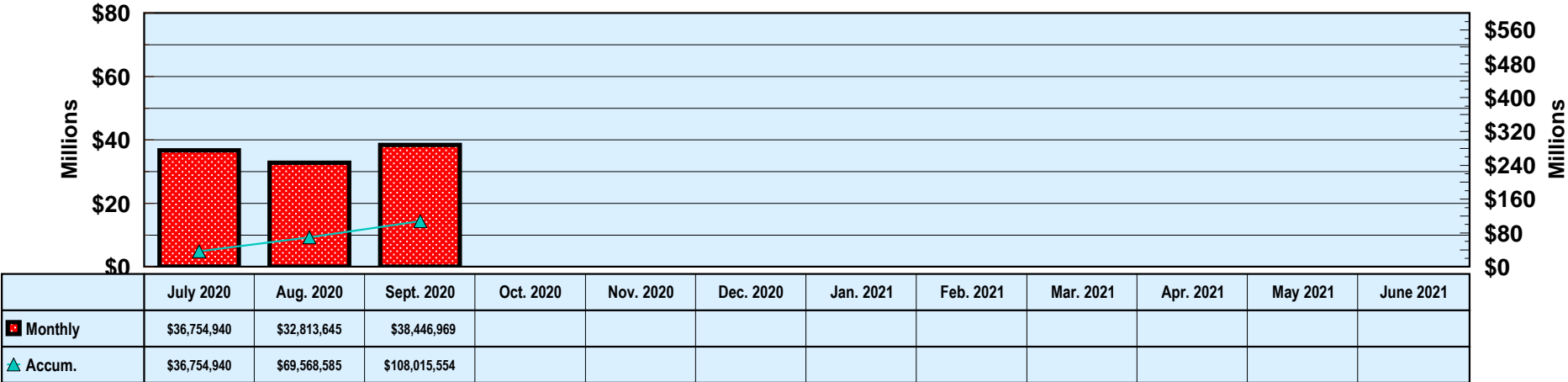
Month: September 2020

Date Released: 12/01/2020

Division of Child Support Enforcement



FY 2021 TOTAL COLLECTIONS (ACCUMULATED MONTHLY)



Prepared by Cost Allocation Unit, Division of Budgets and Accounting.


**Mississippi Department of Human Services
Graphic Overview of Program Data**

Month: September 2020

Date Released: 12/01/2020

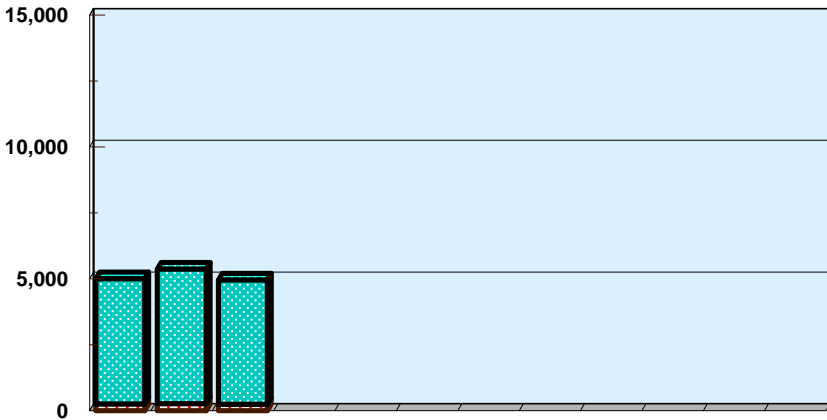
Division of Child Support Enforcement

**NUMBER OF CHILDREN FOR WHOM
PATERNITY WAS ESTABLISHED**



	07/20	08/20	09/20	10/20	11/20	12/20	01/21	02/21	03/21	04/21	05/21	06/21
TANF	48	41	40									
Non-TANF	1,376	1,594	1,514									

NONCUSTODIAL PARENTS LOCATED



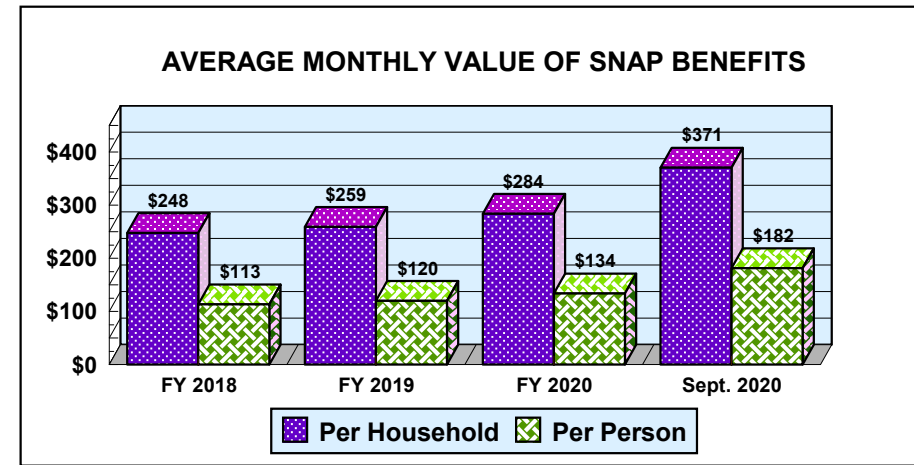
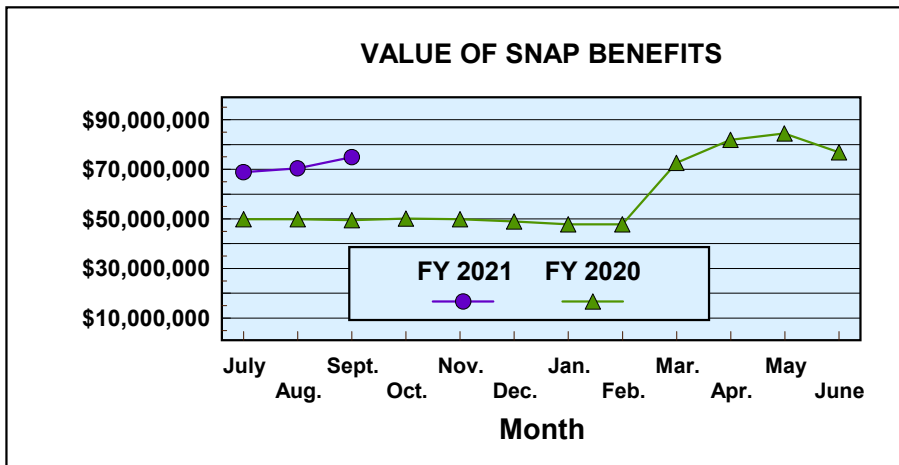
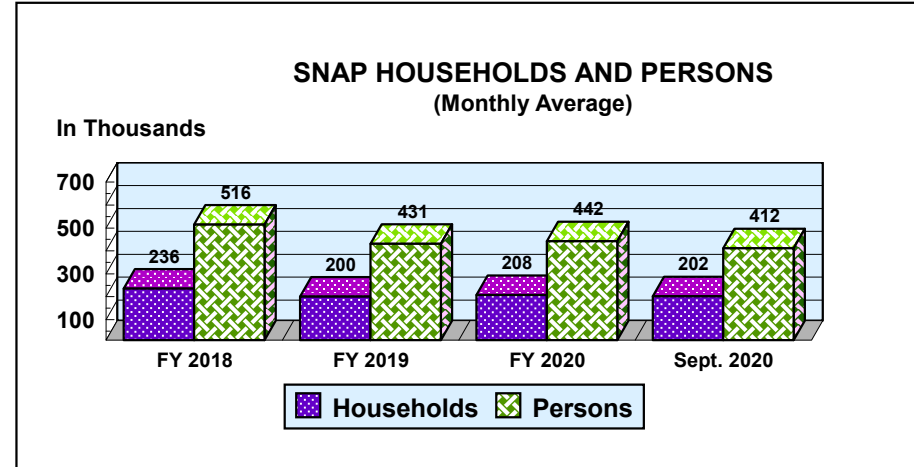
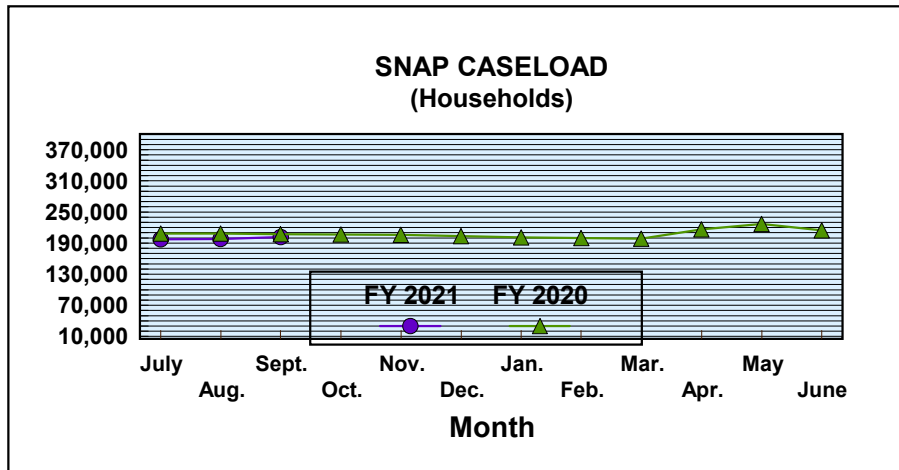
	07/20	08/20	09/20	10/20	11/20	12/20	01/21	02/21	03/21	04/21	05/21	06/21
TANF	260	279	247									
Non-TANF	4,744	5,090	4,713									

Mississippi Department of Human Services Graphic Overview of Program Data

Month: September 2020

Date Released: 12/01/2020

Division of Economic Assistance Eligibility Supplemental Nutrition Assistance Program (SNAP)



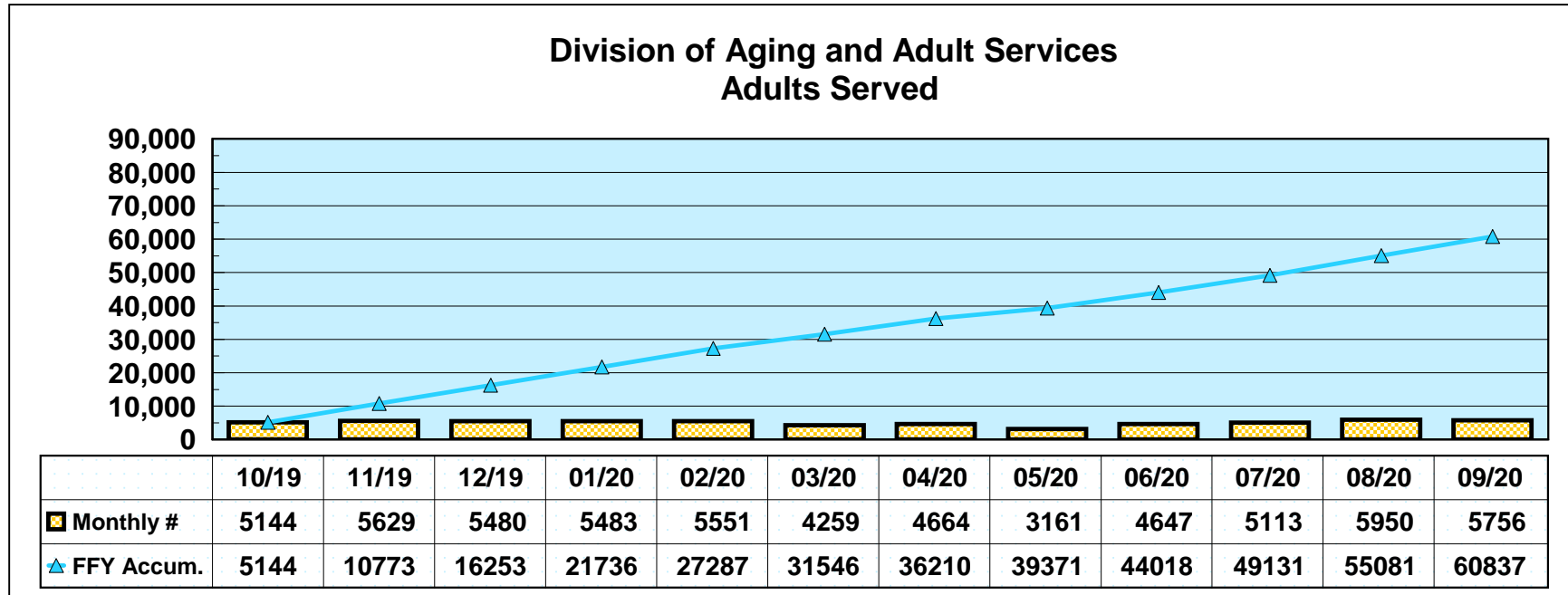
**Mississippi Department of Human Services
Graphic Overview of Program Data**

Month: September 2020

Date Released: 12/01/2020

Social Services Block Grant

**NEW CLIENTS SERVED
FEDERAL FISCAL YEAR 2020***



*Reflects unduplicated count of clients served monthly.

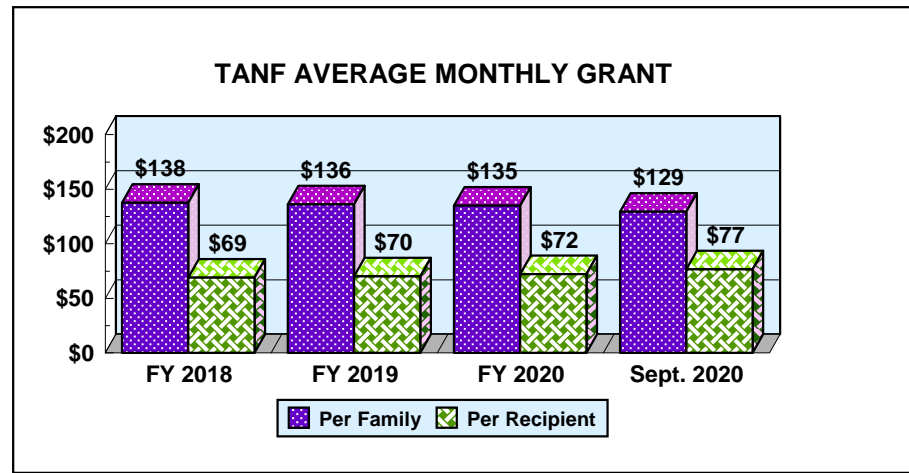
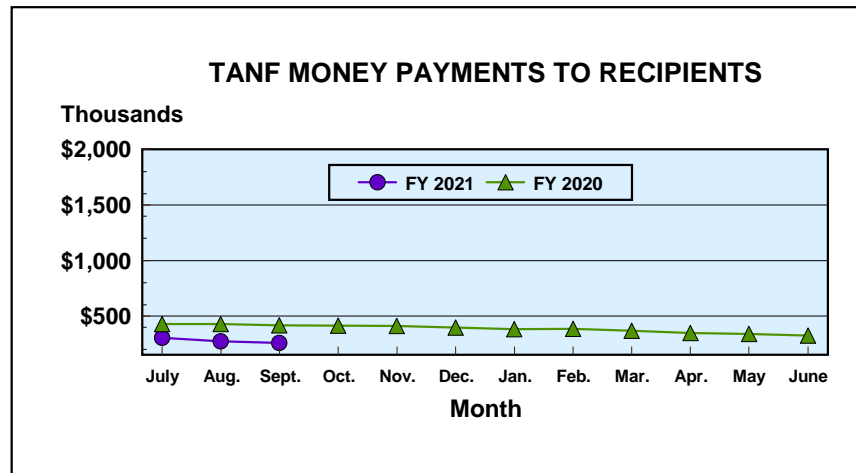
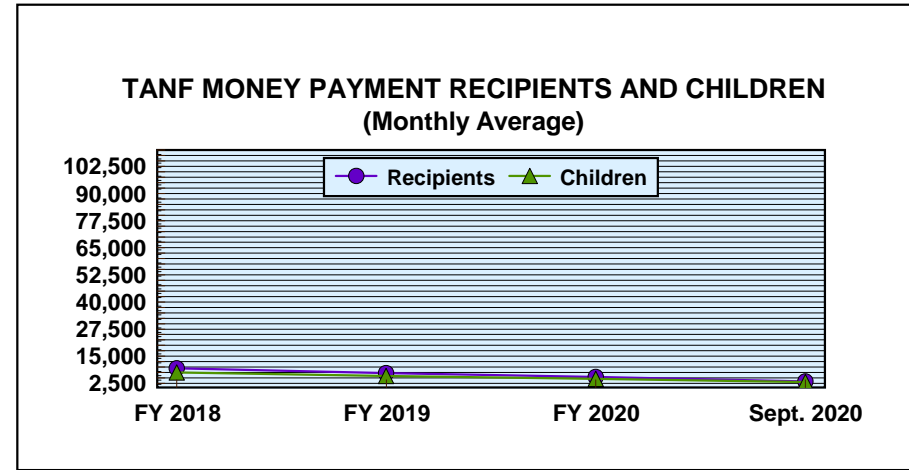
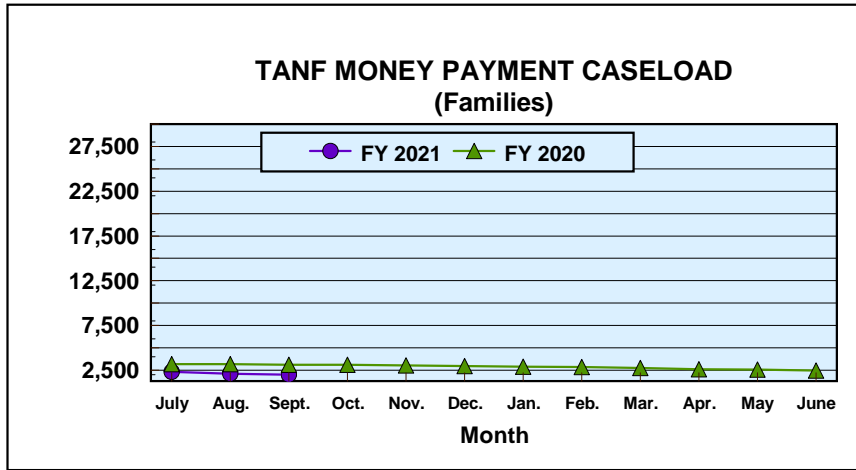
Prepared by Cost Allocation Unit, Division of Budgets and Accounting.

Mississippi Department of Human Services Graphic Overview of Program Data

Division of Economic Assistance Eligibility Temporary Assistance for Needy Families

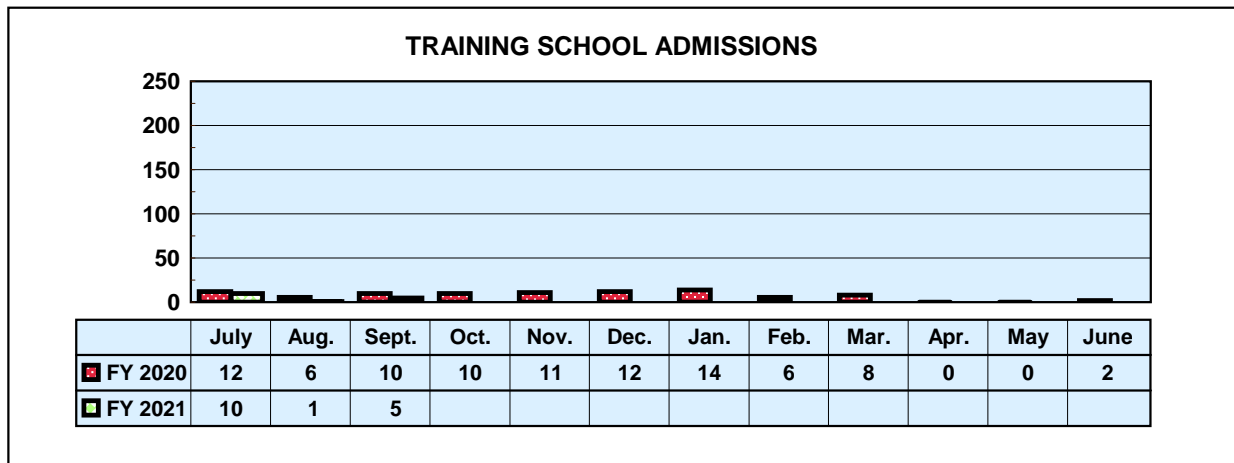
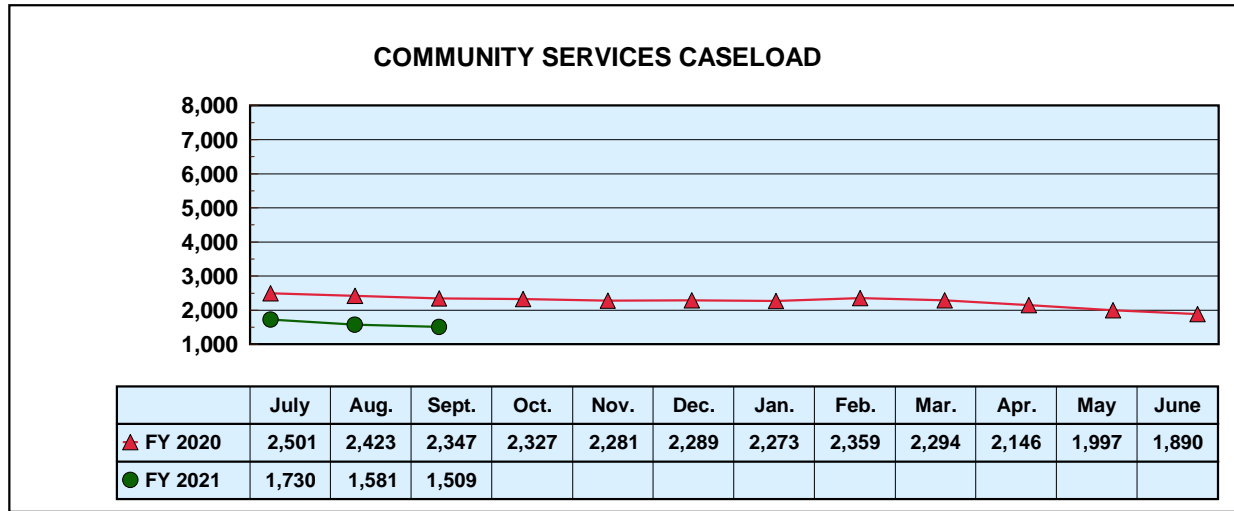
Month: September 2020

Date Released: 12/01/2020



Mississippi Department of Human Services Graphic Overview of Program Data

Division of Youth Services





MONTHLY STATISTICAL REPORT

Robert G. Anderson, Executive Director

Division of Economic Assistance Eligibility

Month: September 2020 Date Released: 12/01/2020

TEMPORARY ASSISTANCE FOR NEEDY FAMILIES ¹										
	MONEY PAYMENT			ONE-MONTH SUSPEND TANF	AVERAGE GRANT	Net Change From: August 2020				
	GRANT	ZERO	GRANT ²			GRANT	GRANT	ZERO	SUSPEND TANF	AVERAGE GRANT
		GRANT						GRANT		
Families	1,989	8	4	\$129.40	(105)	4	0	(\$0.42)		
Recipients	3,359	15	13	\$76.62	(202)	9	8	\$0.28		
Adults	298	2	3		(48)	0	3			
Children	3,061	13	10		(154)	9	5			
TOTAL GRANT AMOUNT				\$257,371	(\$14,473)					

SUPPLEMENTAL NUTRITION ASSISTANCE PROGRAM (SNAP)				
	NUMBER	AVERAGE BENEFIT VALUE	Net Change From: August 2020	
			NUMBER	AVERAGE BENEFIT VALUE
Households	201,737	\$371.06	3,852	\$15.08
Persons	412,208	\$181.60	12,495	\$5.37
BENEFIT VALUE	\$74,857,356		\$4,414,968	
COST PER MEAL	\$2.02		\$0.13	

TANF AND SNAP COLLECTIONS		
	AMOUNT	Net Change From: August 2020
TANF/AFDC Overpayment Collections	\$25	(\$111)
SNAP Overissuance Collections	\$108,124	\$5,267

¹ Total TANF program [TANF-Basic and TANF-Unemployed Parent (UP)]. Totals include UP data: 0 cases, 0 recipients, \$0 grant amount.
² Cases eligible for a money payment, but not legally entitled to a check because of \$10 minimum payment.

Prepared by Cost Allocation Unit, Division of Budgets and Accounting.



MONTHLY STATISTICAL REPORT

Division of Child Support Enforcement

Month: September 2020

Date Released: 12/01/2020

CHILD SUPPORT CASELOAD DATA		
	CASES	Net Change From: August 2020
TOTAL	282,390	(2,522)
TANF/Foster Care	5,415	(299)
Non-TANF	257,043	(1,710)
TANF/Foster Care Arrears Only	17,944	(489)
Non-IV-D	1,988	(24)

NONCUSTODIAL PARENTS LOCATED		
	NUMBER	Net Change From: August 2020
TOTAL	4,960	(409)
TANF/Foster Care Arrears Only	247	(32)
Non-TANF	4,713	(377)

CASES WITH COLLECTIONS		
	NUMBER	Net Change From: August 2020
TOTAL CASES	83,248	(3,712)

TOTAL CHILD SUPPORT COLLECTIONS		
	AMOUNT	Net Change From: August 2020
COLLECTED	\$38,446,969	\$5,633,324

Prepared by Cost Allocation Unit, Division of Budgets and Accounting.