

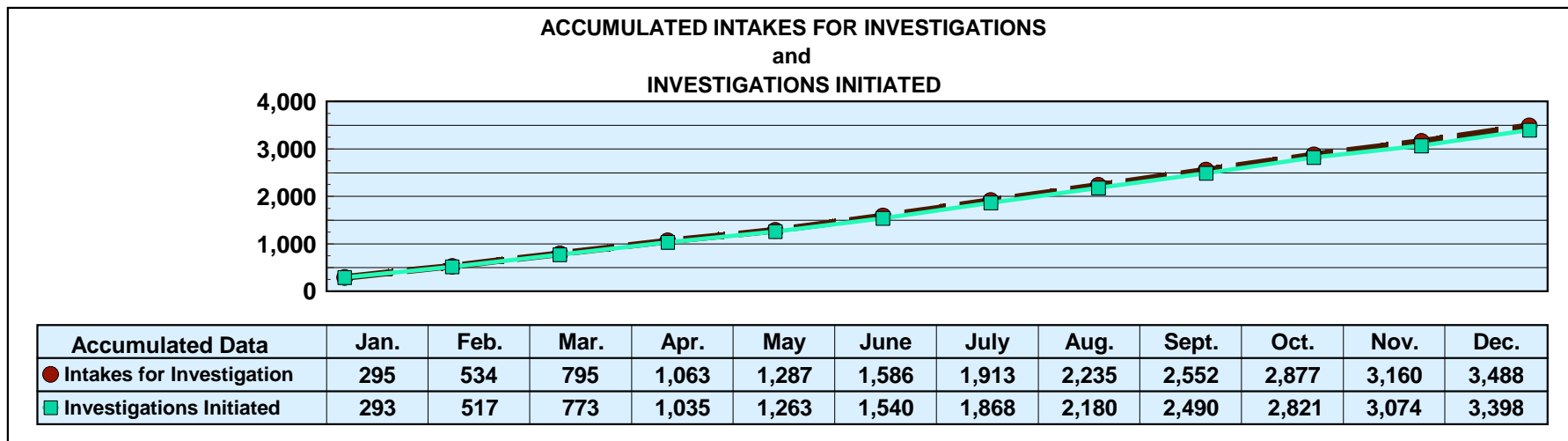
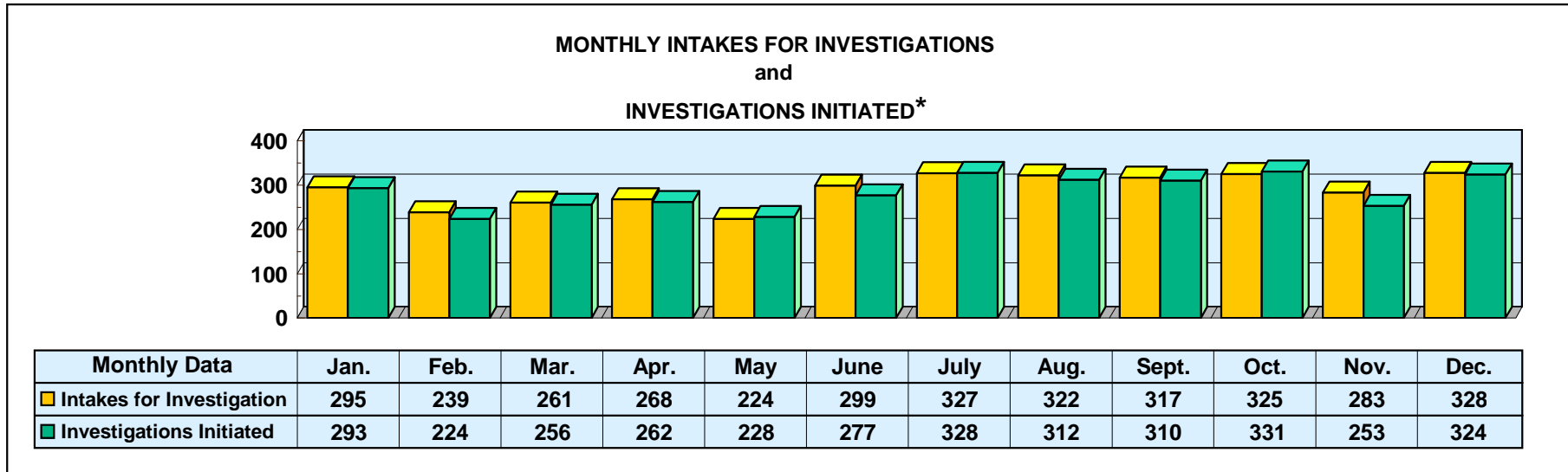
Mississippi Department of Human Services

Graphic Overview of Program Data

Month: December 2020

Date Released: 02/16/2021

Division of Aging and Adult Services ADULT PROTECTIVE SERVICES



*An approximate manual count.

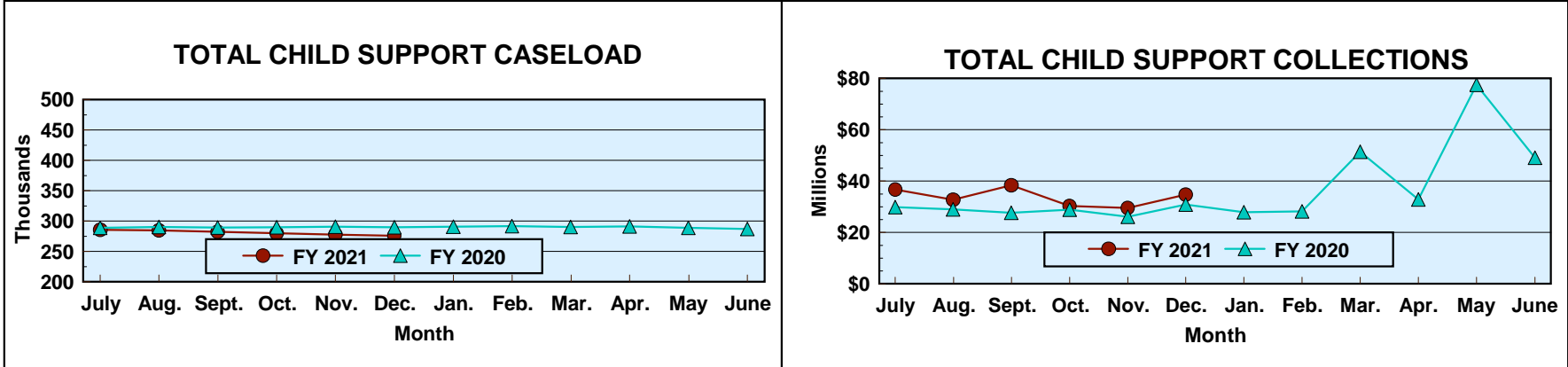
Prepared by Cost Allocation Unit, Division of Budgets and Accounting.

Mississippi Department of Human Services Graphic Overview of Program Data

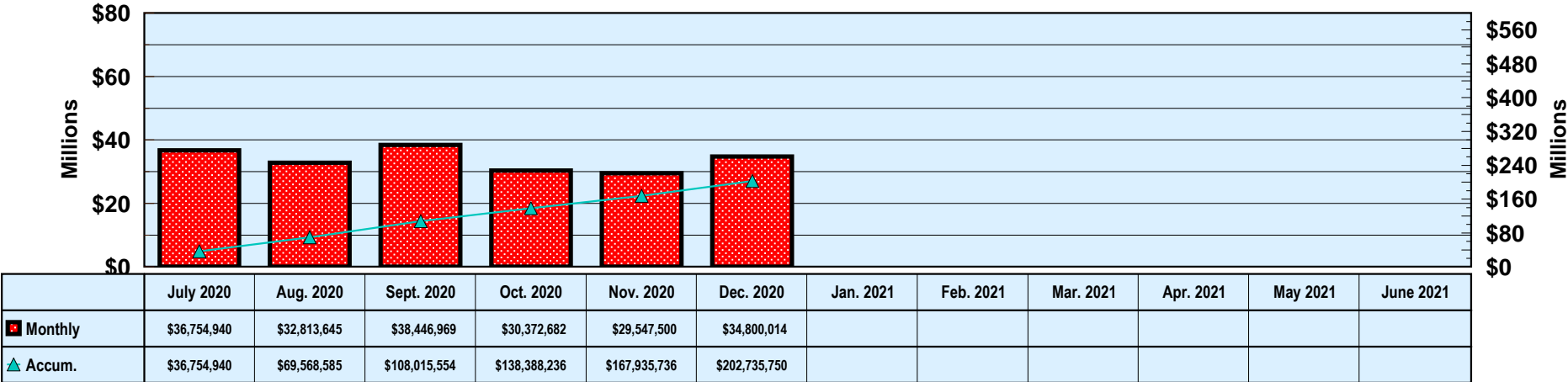
Month: December 2020

Date Released: 02/16/2021

Division of Child Support Enforcement



FY 2021 TOTAL COLLECTIONS (ACCUMULATED MONTHLY)



Prepared by Cost Allocation Unit, Division of Budgets and Accounting.


Mississippi Department of Human Services Graphic Overview of Program Data

Month: December 2020

Date Released: 02/16/2021

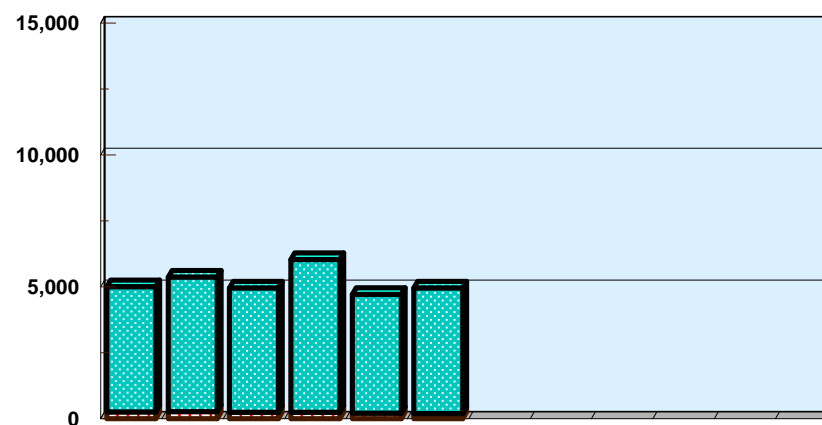
Division of Child Support Enforcement

**NUMBER OF CHILDREN FOR WHOM
PATERNITY WAS ESTABLISHED**



	07/20	08/20	09/20	10/20	11/20	12/20	01/21	02/21	03/21	04/21	05/21	06/21
TANF	48	41	40	25	17	17						
Non-TANF	1,376	1,594	1,514	1,595	1,172	1,158						

NONCUSTODIAL PARENTS LOCATED



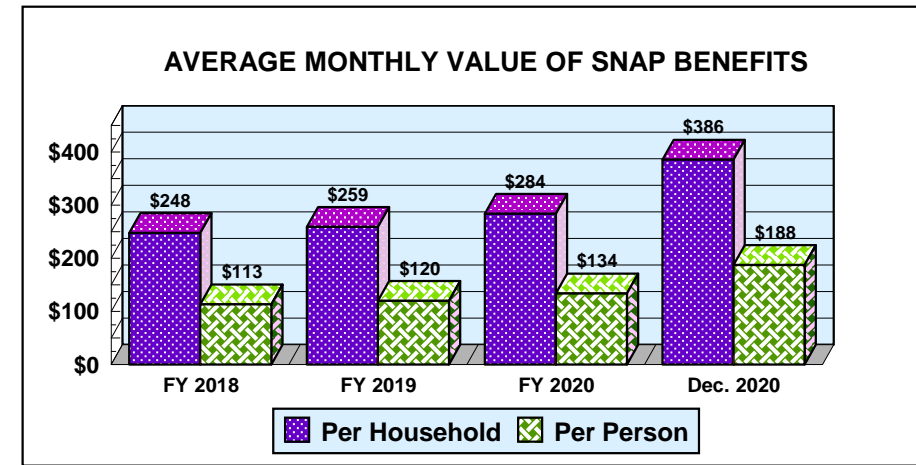
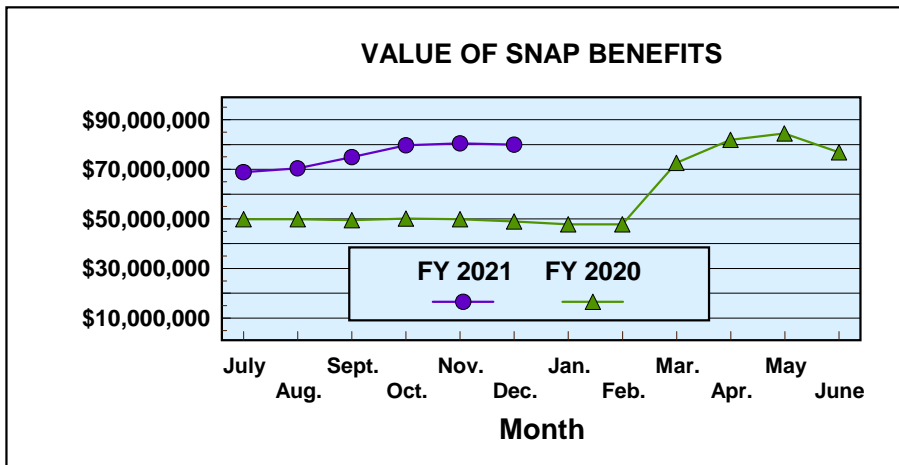
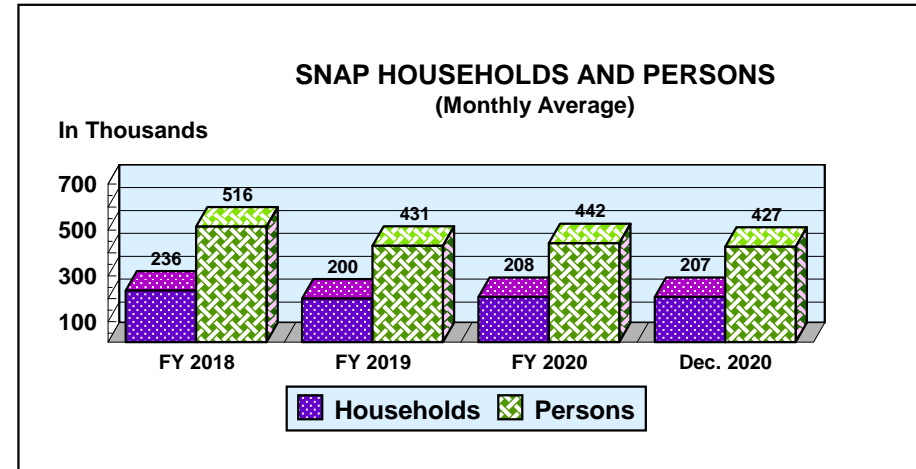
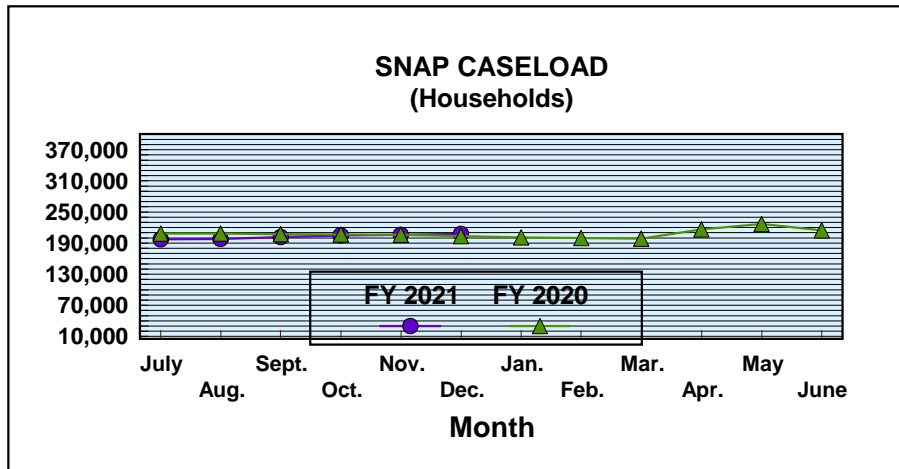
	07/20	08/20	09/20	10/20	11/20	12/20	01/21	02/21	03/21	04/21	05/21	06/21
TANF	260	279	247	243	217	196						
Non-TANF	4,744	5,090	4,713	5,791	4,493	4,764						

Mississippi Department of Human Services Graphic Overview of Program Data

Month: December 2020

Date Released: 02/16/2021

Division of Economic Assistance Eligibility Supplemental Nutrition Assistance Program (SNAP)



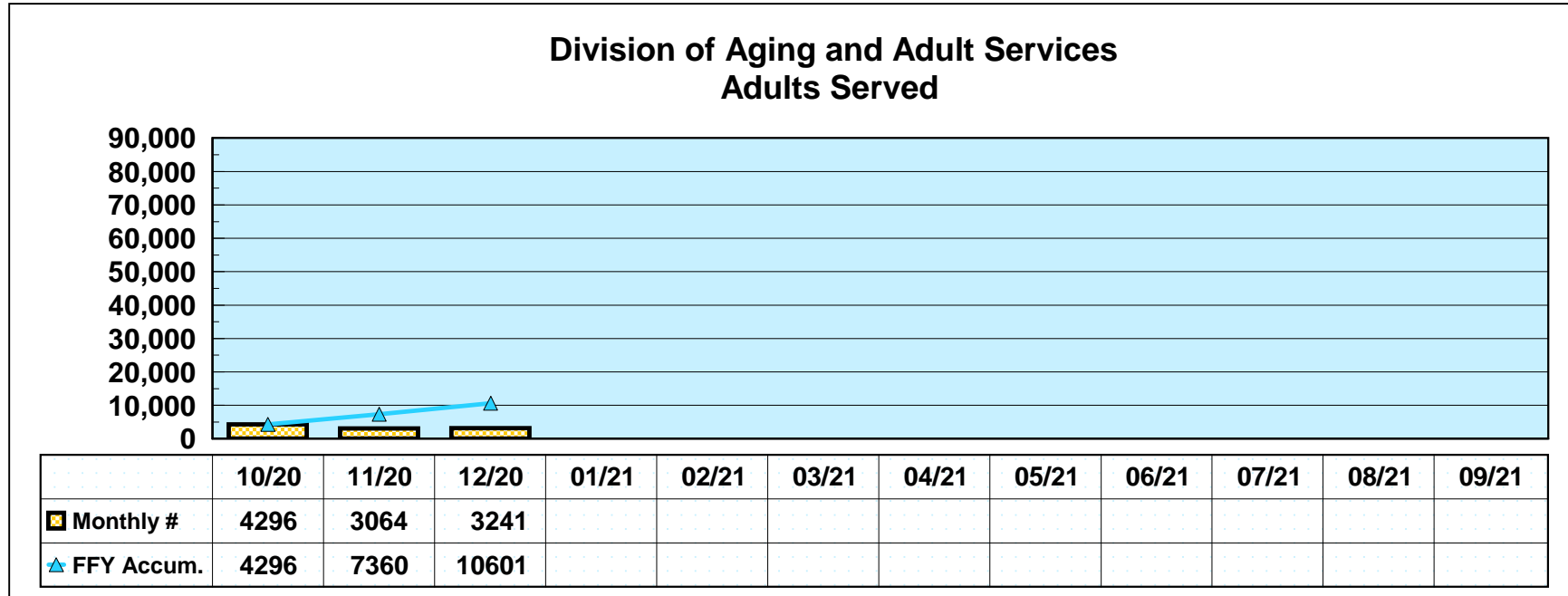
**Mississippi Department of Human Services
Graphic Overview of Program Data**

Month: December 2020

Date Released: 02/16/2021

Social Services Block Grant

**NEW CLIENTS SERVED
FEDERAL FISCAL YEAR 2021***



*Reflects unduplicated count of clients served monthly.

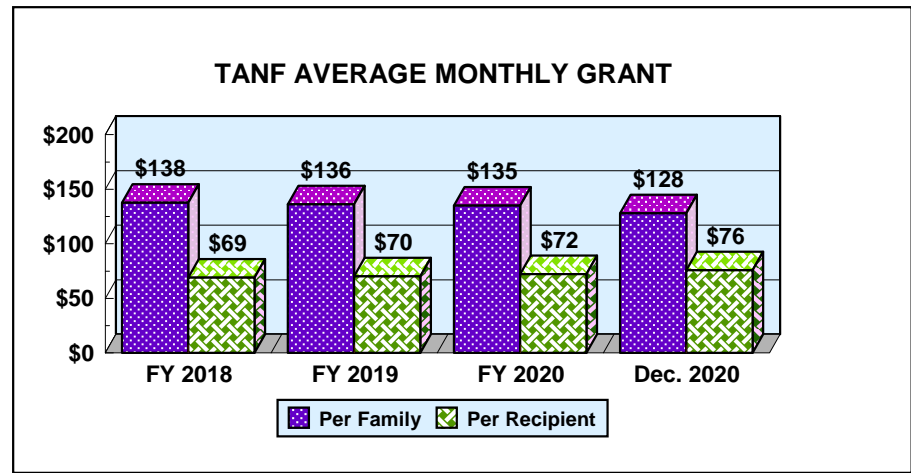
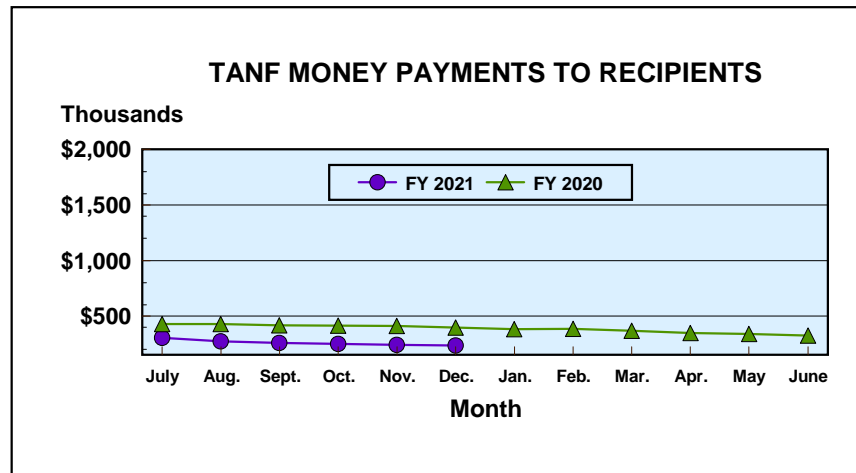
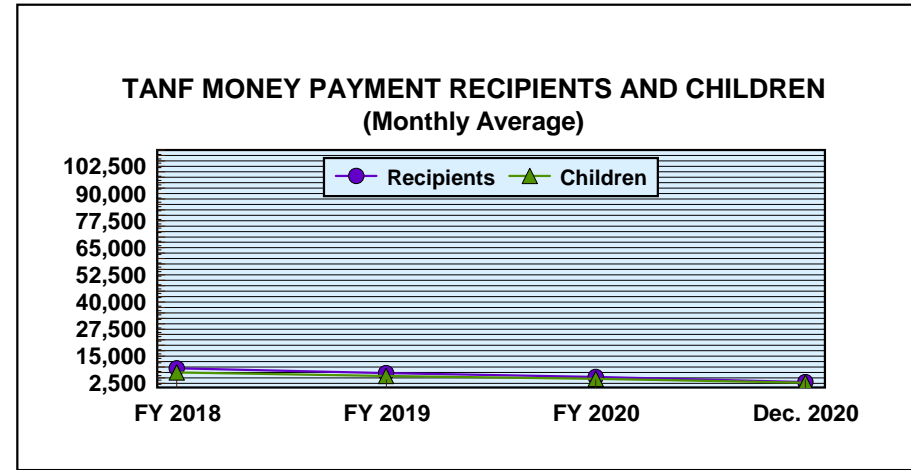
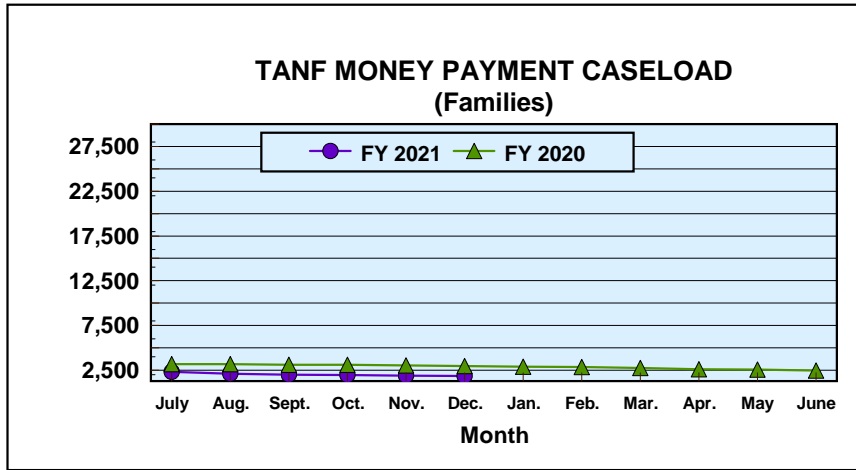
Prepared by Cost Allocation Unit, Division of Budgets and Accounting.

Mississippi Department of Human Services Graphic Overview of Program Data

Division of Economic Assistance Eligibility Temporary Assistance for Needy Families

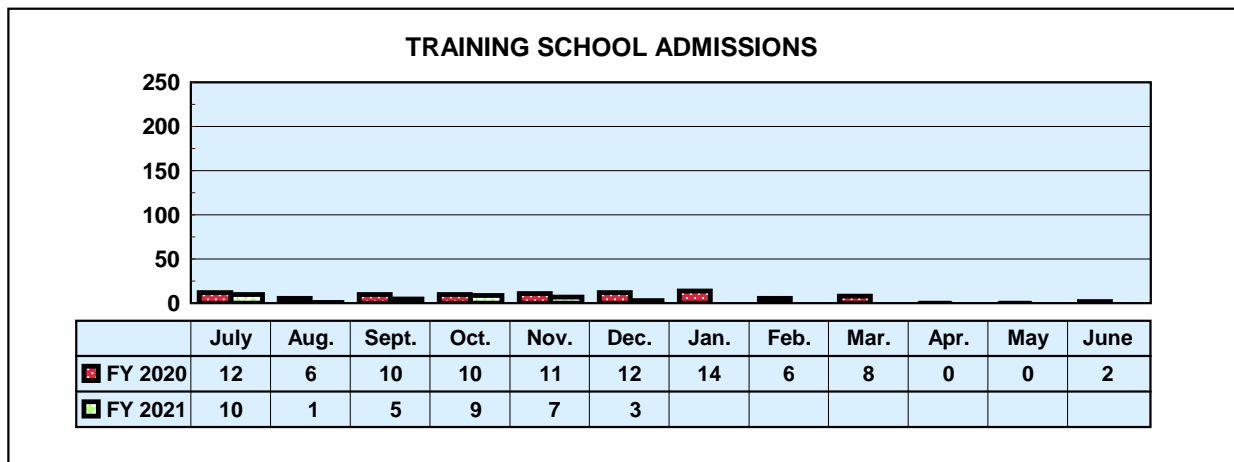
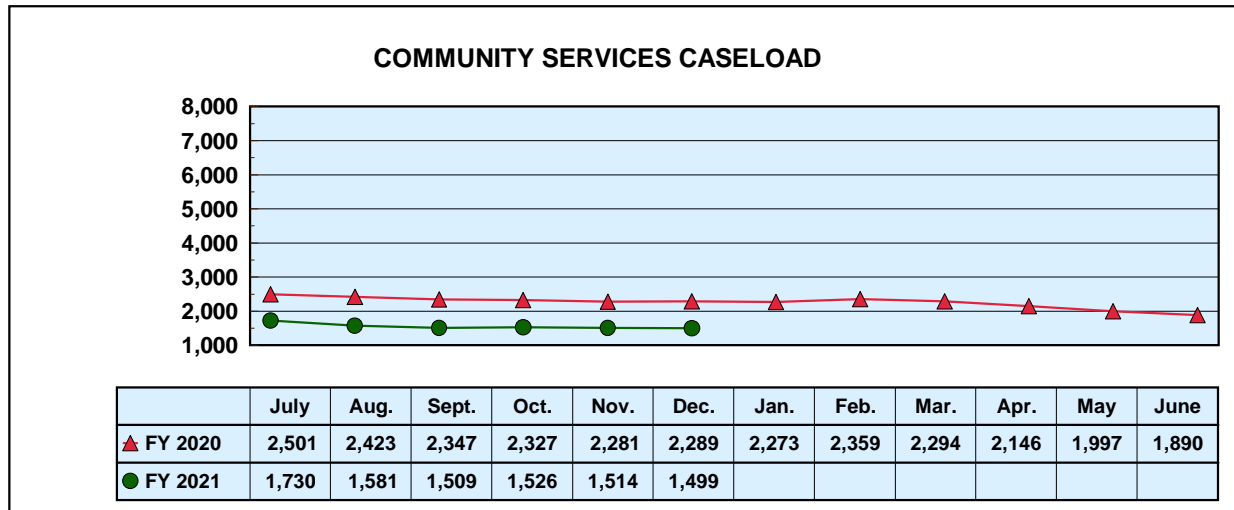
Month: December 2020

Date Released: 02/16/2021



Mississippi Department of Human Services Graphic Overview of Program Data

Division of Youth Services





MONTHLY STATISTICAL REPORT

Robert G. Anderson, Executive Director

Division of Economic Assistance Eligibility

Month: December 2020 Date Released: 02/16/2021

TEMPORARY ASSISTANCE FOR NEEDY FAMILIES ¹								
	MONEY PAYMENT		ONE-MONTH SUSPEND TANF	AVERAGE GRANT	Net Change From: November 2020			
	GRANT	ZERO GRANT ²			GRANT	ZERO GRANT	SUSPEND TANF	AVERAGE GRANT
Families	1,834	7	0	\$128.11	(45)	6	0	(\$0.45)
Recipients	3,094	11	0	\$75.94	(64)	10	0	(\$0.55)
Adults	271	2	0		1	2	0	
Children	2,823	9	0		(65)	8	0	
TOTAL GRANT AMOUNT				\$234,962	(\$6,594)			

SUPPLEMENTAL NUTRITION ASSISTANCE PROGRAM (SNAP)				
	NUMBER	AVERAGE BENEFIT VALUE	Net Change From: November 2020	
			NUMBER	AVERAGE BENEFIT VALUE
Households	207,483	\$385.58	1,307	(\$4.90)
Persons	426,548	\$187.56	3,134	(\$2.58)
BENEFIT VALUE	\$80,001,632		(\$505,512)	
COST PER MEAL	\$2.02		(\$0.09)	

TANF AND SNAP COLLECTIONS		
	AMOUNT	Net Change From: November 2020
TANF/AFDC Overpayment Collections	\$24	(\$31)
SNAP Overissuance Collections	\$133,946	(\$11,533)

¹ Total TANF program [TANF-Basic and TANF-Unemployed Parent (UP)]. Totals include UP data: 0 cases, 0 recipients, \$0 grant amount.
² Cases eligible for a money payment, but not legally entitled to a check because of \$10 minimum payment.

Prepared by Cost Allocation Unit, Division of Budgets and Accounting.



MONTHLY STATISTICAL REPORT

Division of Child Support Enforcement

Month: December 2020

Date Released: 02/16/2021

CHILD SUPPORT CASELOAD DATA

	CASES	Net Change From: November 2020
TOTAL	276,122	(1,489)
TANF/Foster Care	5,114	(145)
Non-TANF	251,721	(1,016)
TANF/Foster Care Arrears Only	17,332	(318)
Non-IV-D	1,955	(10)

NONCUSTODIAL PARENTS LOCATED

	NUMBER	Net Change From: November 2020
TOTAL	4,960	250
TANF/Foster Care Arrears Only	196	(21)
Non-TANF	4,764	271

CASES WITH COLLECTIONS

	NUMBER	Net Change From: November 2020
TOTAL CASES	79,746	(1,120)

TOTAL CHILD SUPPORT COLLECTIONS

	AMOUNT	Net Change From: November 2020
COLLECTED	\$34,800,014	\$5,252,514

Prepared by Cost Allocation Unit, Division of Budgets and Accounting.