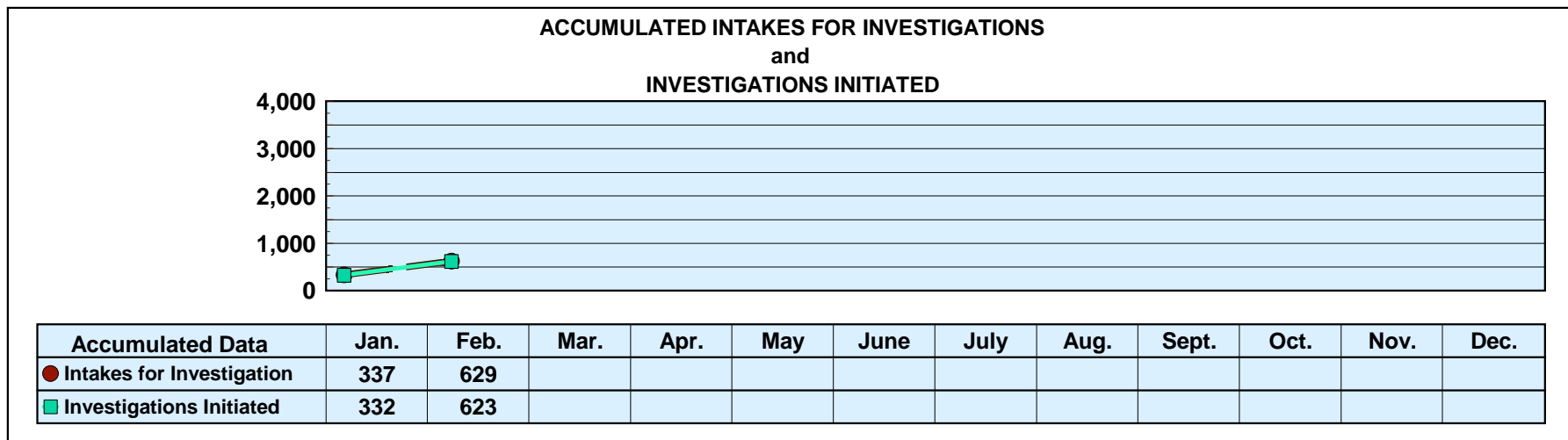
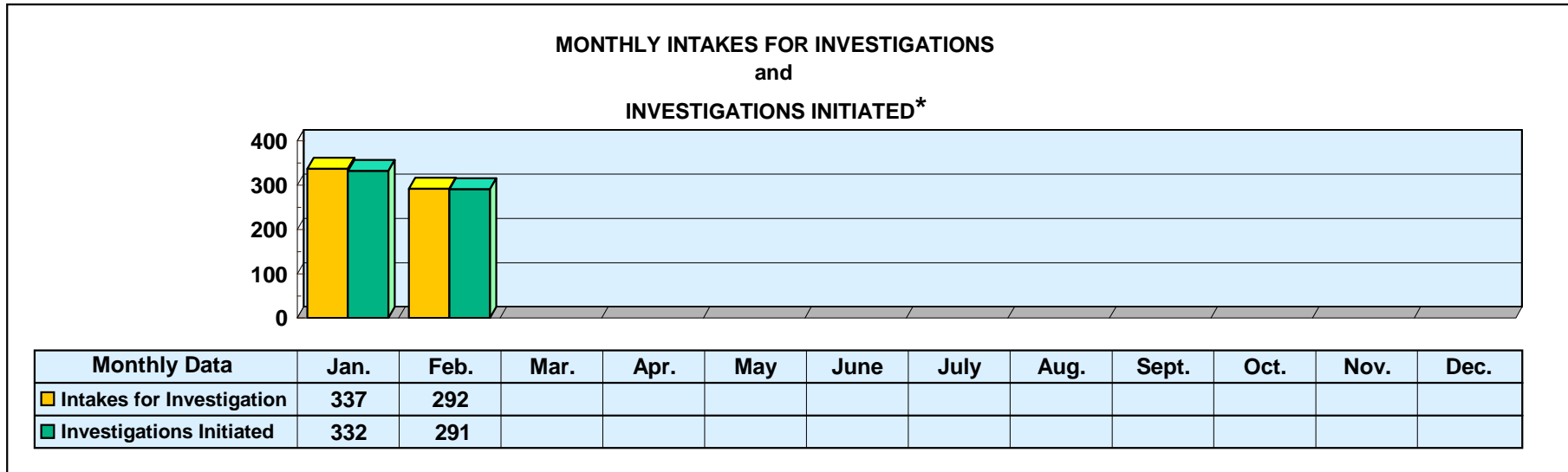


**Mississippi Department of Human Services
Graphic Overview of Program Data**

Month: February 2021

Date Released: 04/15/2021

**Division of Aging and Adult Services
ADULT PROTECTIVE SERVICES**



*An approximate manual count.

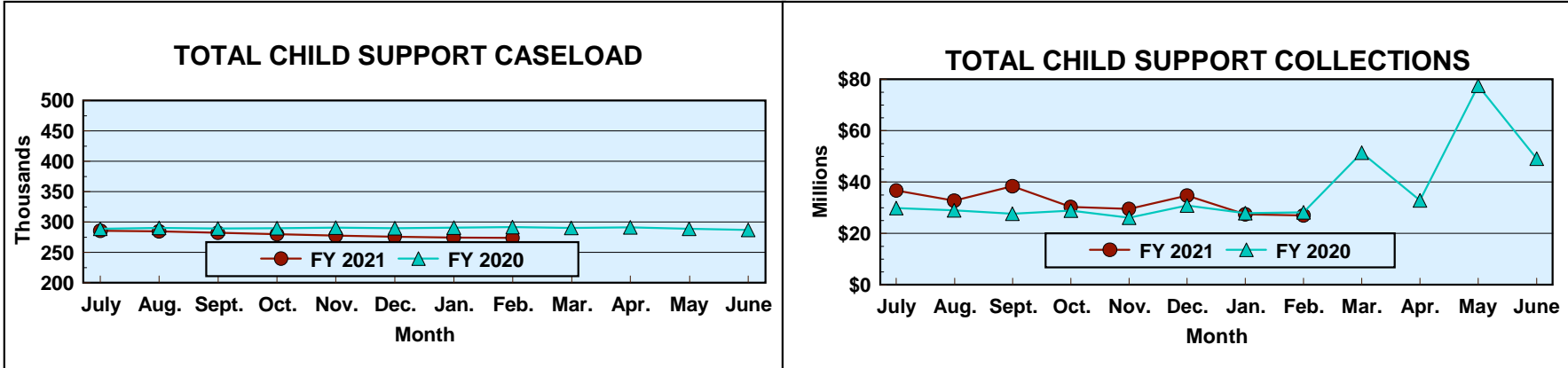
Prepared by Cost Allocation Unit, Division of Budgets and Accounting.

Mississippi Department of Human Services Graphic Overview of Program Data

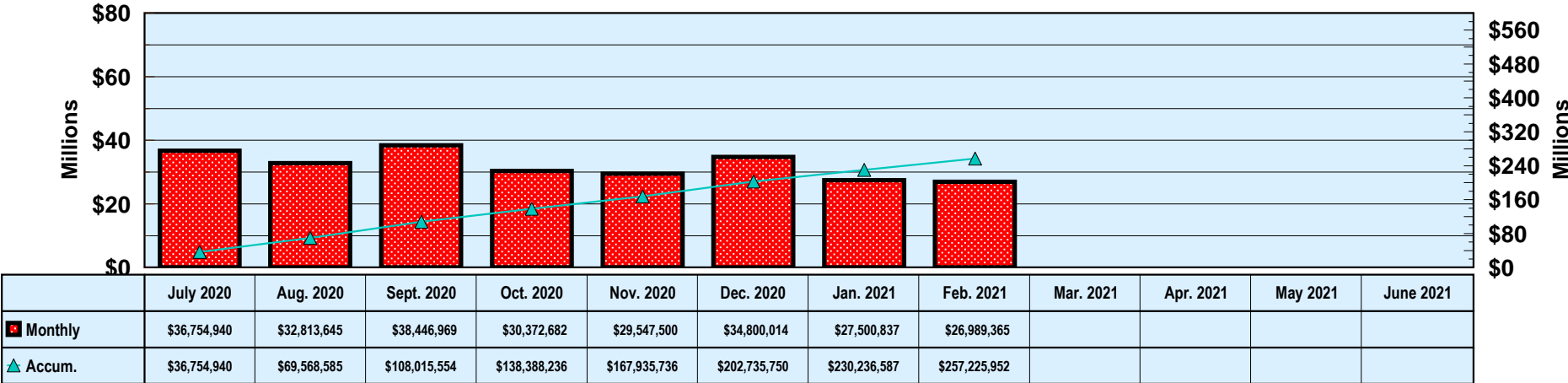
Month: February 2021

Date Released: 04/15/2021

Division of Child Support Enforcement



FY 2021 TOTAL COLLECTIONS (ACCUMULATED MONTHLY)



Prepared by Cost Allocation Unit, Division of Budgets and Accounting.


**Mississippi Department of Human Services
Graphic Overview of Program Data**

Month: February 2021

Date Released: 04/15/2021

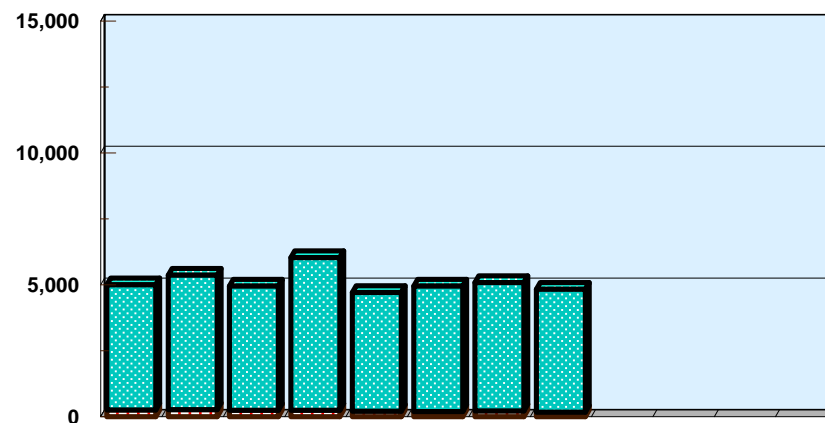
Division of Child Support Enforcement

**NUMBER OF CHILDREN FOR WHOM
PATERNITY WAS ESTABLISHED**



	07/20	08/20	09/20	10/20	11/20	12/20	01/21	02/21	03/21	04/21	05/21	06/21
TANF	48	41	40	25	17	17	20	21				
Non-TANF	1,376	1,594	1,514	1,595	1,172	1,158	1,036	1,061				

NONCUSTODIAL PARENTS LOCATED



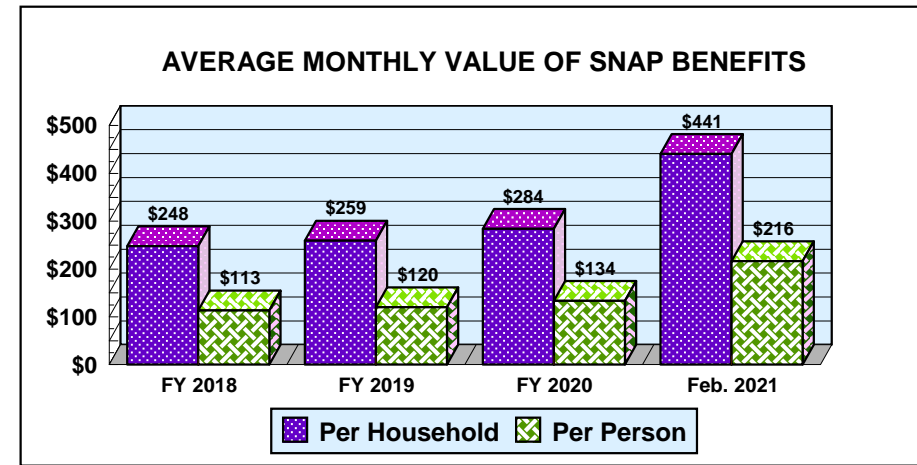
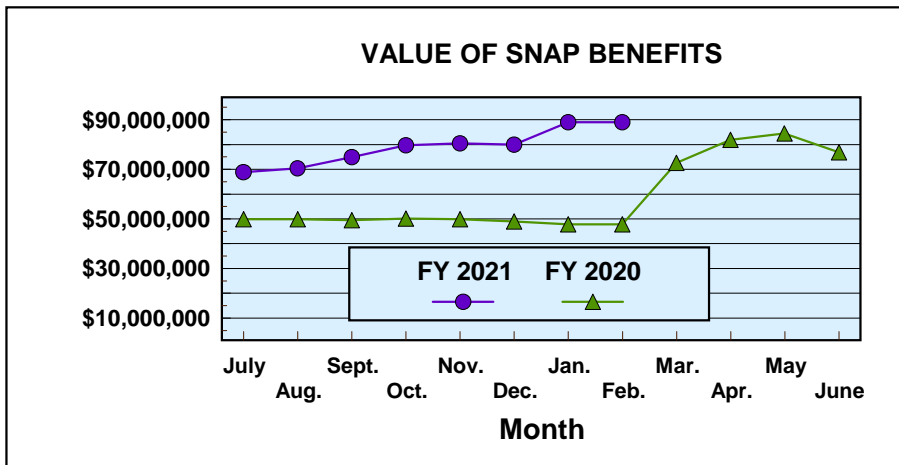
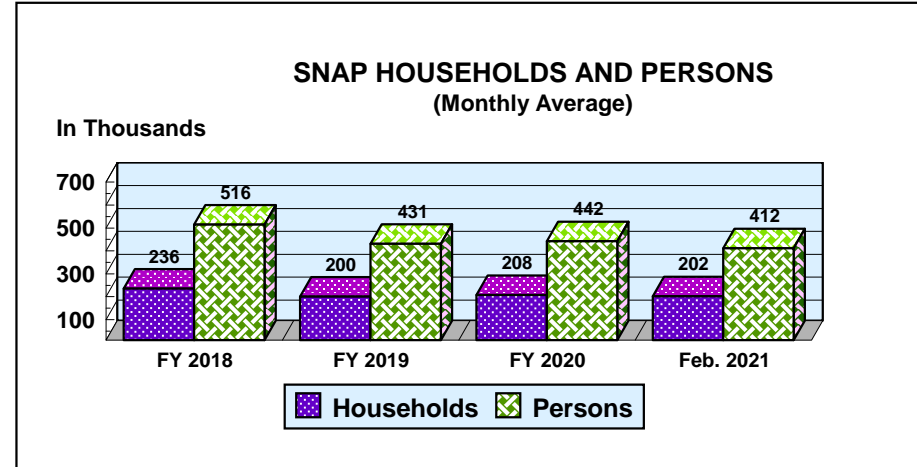
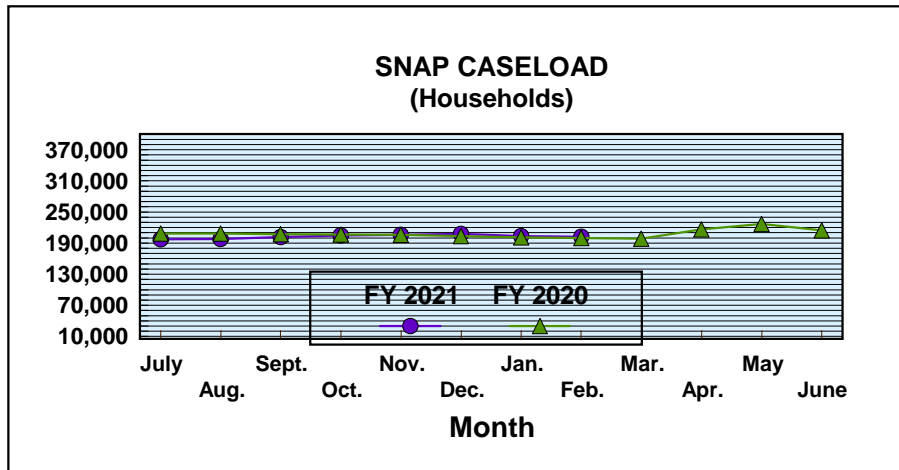
	07/20	08/20	09/20	10/20	11/20	12/20	01/21	02/21	03/21	04/21	05/21	06/21
TANF	260	279	247	243	217	196	226	181				
Non-TANF	4,744	5,090	4,713	5,791	4,493	4,764	4,863	4,658				

Mississippi Department of Human Services Graphic Overview of Program Data

Month: February 2021

Date Released: 04/15/2021

Division of Economic Assistance Eligibility Supplemental Nutrition Assistance Program (SNAP)



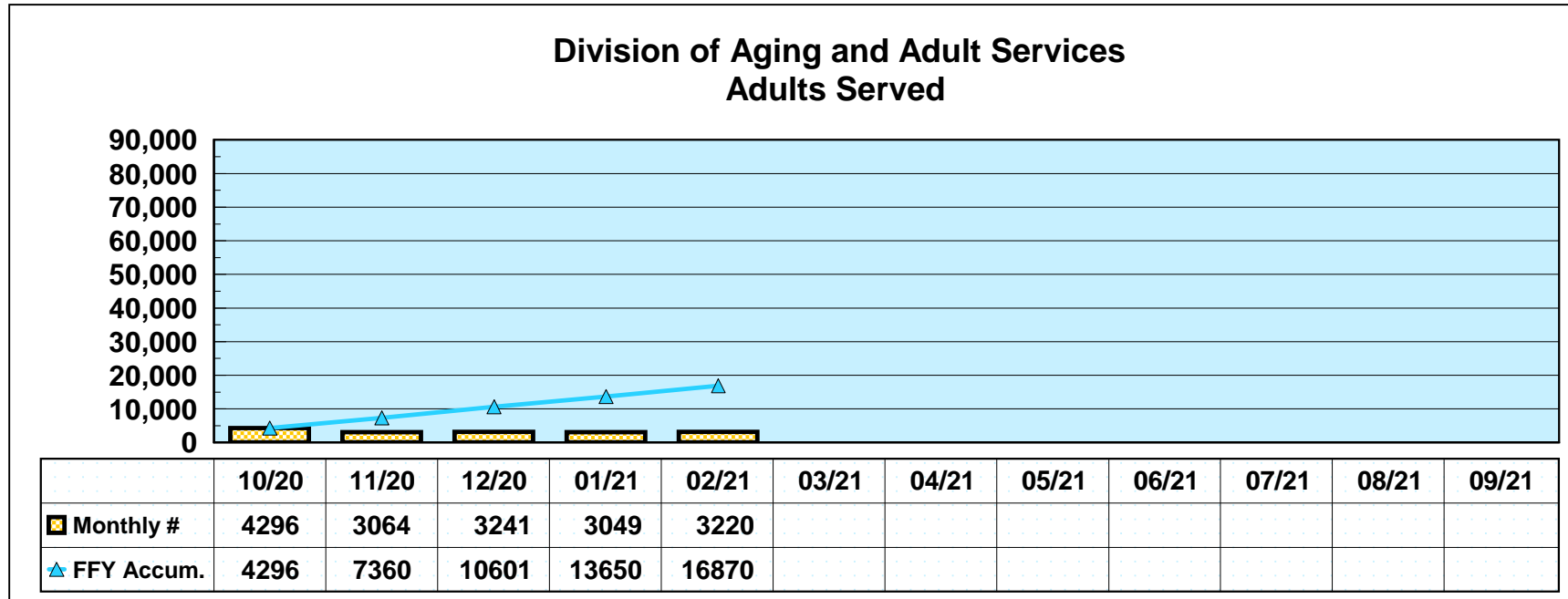
**Mississippi Department of Human Services
Graphic Overview of Program Data**

Month: February 2021

Date Released: 04/15/2021

Social Services Block Grant

**NEW CLIENTS SERVED
FEDERAL FISCAL YEAR 2021***



*Reflects unduplicated count of clients served monthly.

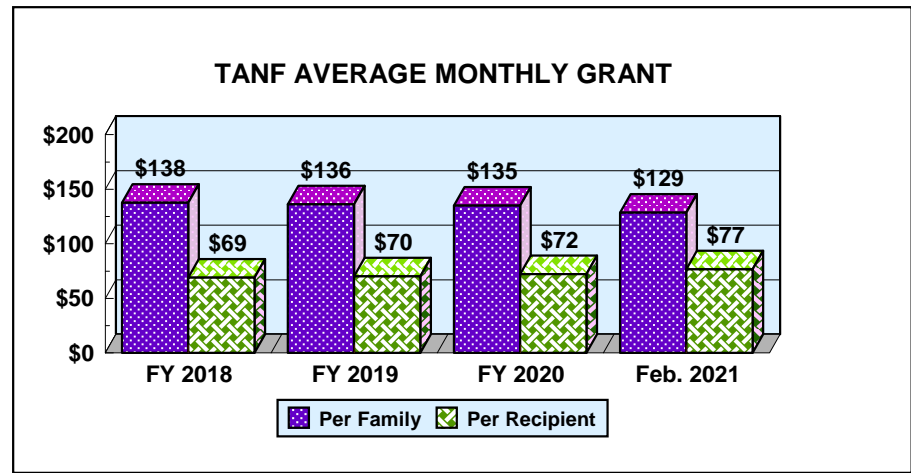
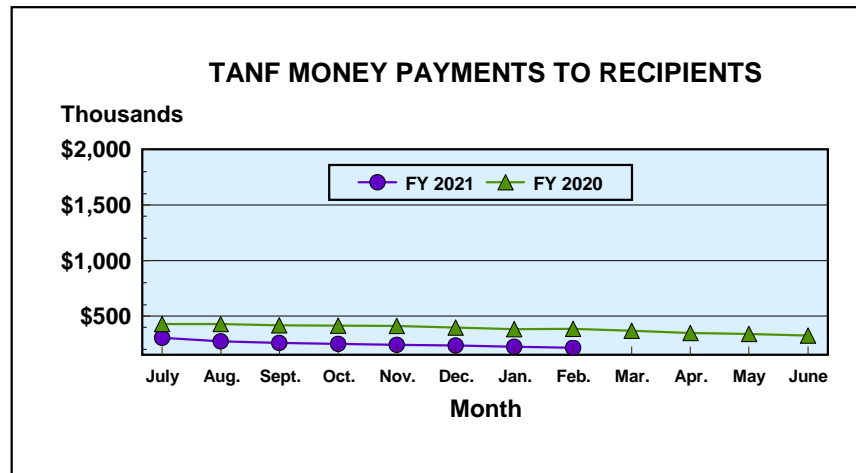
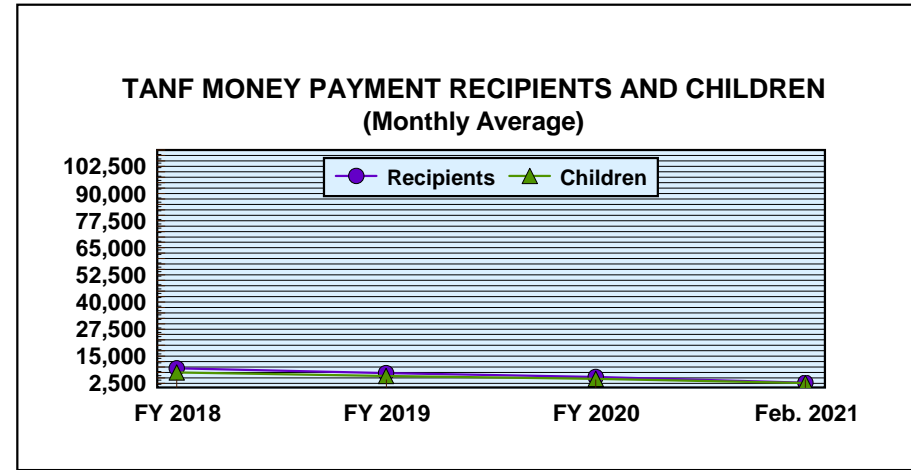
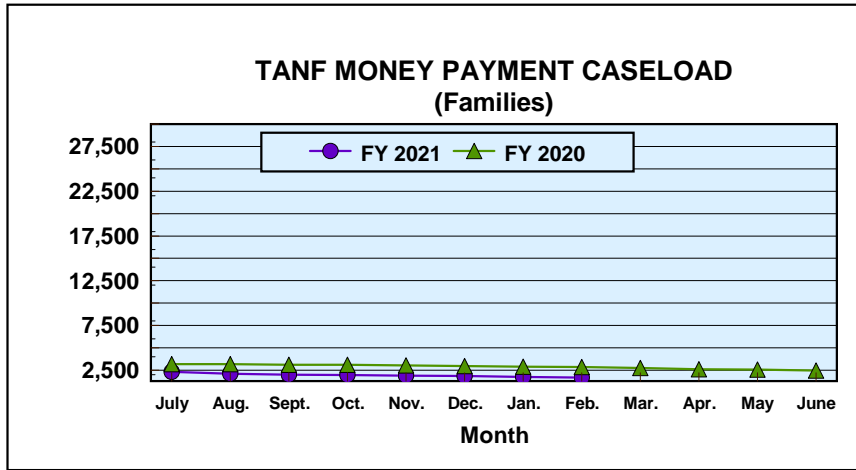
Prepared by Cost Allocation Unit, Division of Budgets and Accounting.

Mississippi Department of Human Services Graphic Overview of Program Data

Division of Economic Assistance Eligibility Temporary Assistance for Needy Families

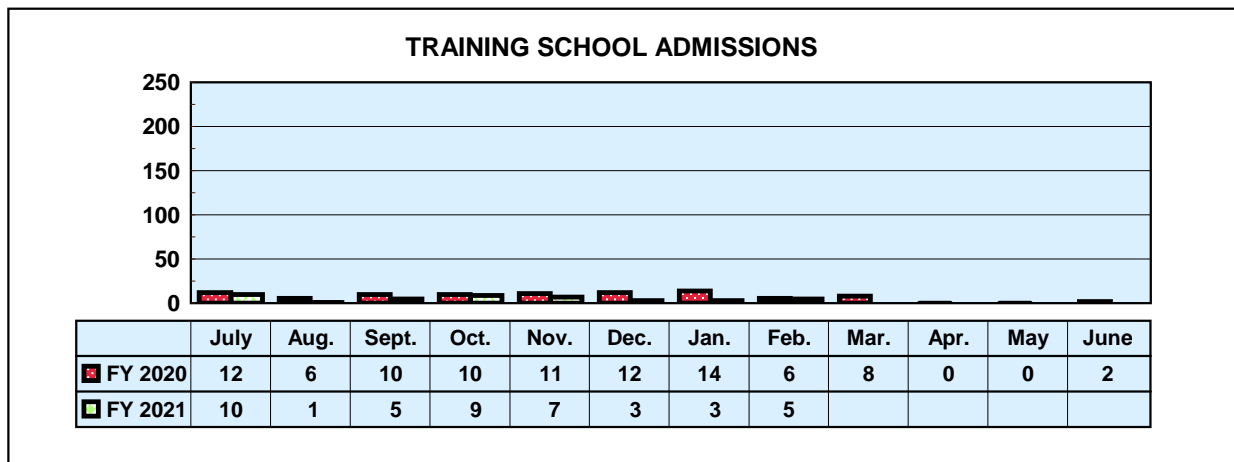
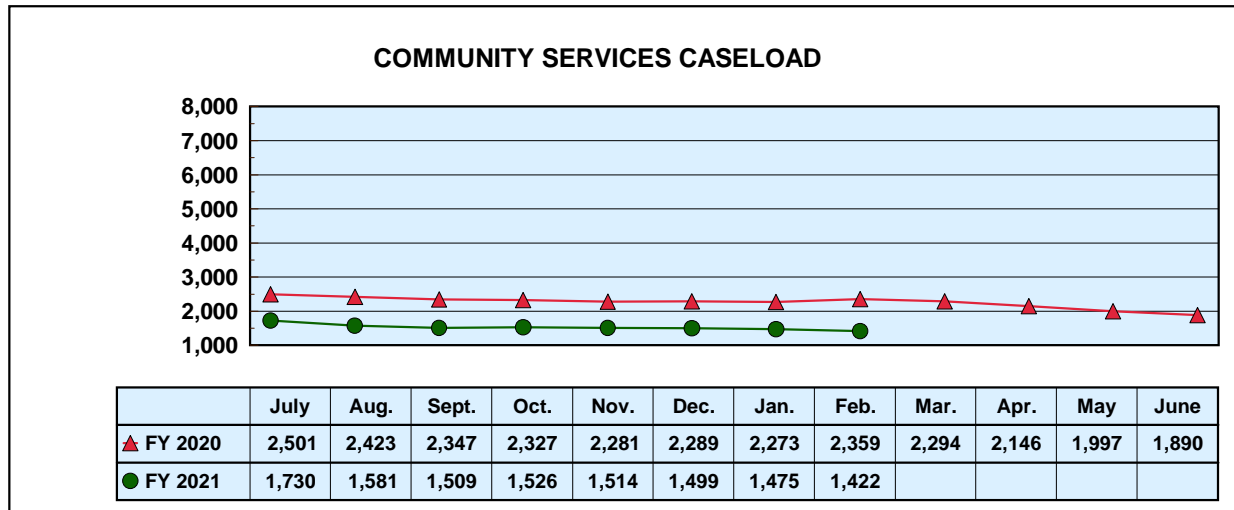
Month: February 2021


Date Released: 04/15/2021



Mississippi Department of Human Services Graphic Overview of Program Data

Division of Youth Services





MONTHLY STATISTICAL REPORT

Robert G. Anderson, Executive Director

Division of Economic Assistance Eligibility

Month: February 2021 Date Released: 04/15/2021

TEMPORARY ASSISTANCE FOR NEEDY FAMILIES ¹									
	MONEY PAYMENT		ONE-MONTH SUSPEND TANF	AVERAGE GRANT	Net Change From: January 2021				
	GRANT	ZERO GRANT ²			GRANT	ZERO GRANT	SUSPEND TANF	AVERAGE GRANT	
									Families
Recipients	2,811	0	7	\$76.79	(111)	0	7	\$0.07	
Adults	214	0	0		(28)	0	0		
Children	2,597	0	7		(83)	0	7		
TOTAL GRANT AMOUNT				\$215,848					(\$8,314)

SUPPLEMENTAL NUTRITION ASSISTANCE PROGRAM (SNAP)				
	NUMBER	AVERAGE BENEFIT VALUE	Net Change From: January 2021	
			NUMBER	AVERAGE BENEFIT VALUE
Households	201,924	\$440.90	(1,440)	\$3.32
Persons	411,505	\$216.35	(6,817)	\$3.62
BENEFIT VALUE				\$89,027,850
COST PER MEAL				\$2.58
				\$40,218
				\$0.29

TANF AND SNAP COLLECTIONS		
	AMOUNT	Net Change From: January 2021
TANF/AFDC Overpayment Collections	\$74	(\$54)
SNAP Overissuance Collections	\$162,866	\$18,777

¹ Total TANF program [TANF-Basic and TANF-Unemployed Parent (UP)]. Totals include UP data: 0 cases, 0 recipients, \$0 grant amount.

² Cases eligible for a money payment, but not legally entitled to a check because of \$10 minimum payment.

Prepared by Cost Allocation Unit, Division of Budgets and Accounting.



MONTHLY STATISTICAL REPORT

Division of Child Support Enforcement

Month: February 2021

Date Released: 04/15/2021

CHILD SUPPORT CASELOAD DATA		
	CASES	Net Change From: January 2021
TOTAL	273,922	(721)
TANF/Foster Care	4,782	(156)
Non-TANF	249,975	(560)
TANF/Foster Care Arrears Only	17,240	8
Non-IV-D	1,925	(13)

NONCUSTODIAL PARENTS LOCATED		
	NUMBER	Net Change From: January 2021
TOTAL	4,839	(250)
TANF/Foster Care Arrears Only	181	(45)
Non-TANF	4,658	(205)

CASES WITH COLLECTIONS		
	NUMBER	Net Change From: January 2021
TOTAL CASES	79,071	464

TOTAL CHILD SUPPORT COLLECTIONS		
	AMOUNT	Net Change From: January 2021
COLLECTED	\$26,989,365	(\$511,472)

Prepared by Cost Allocation Unit, Division of Budgets and Accounting.