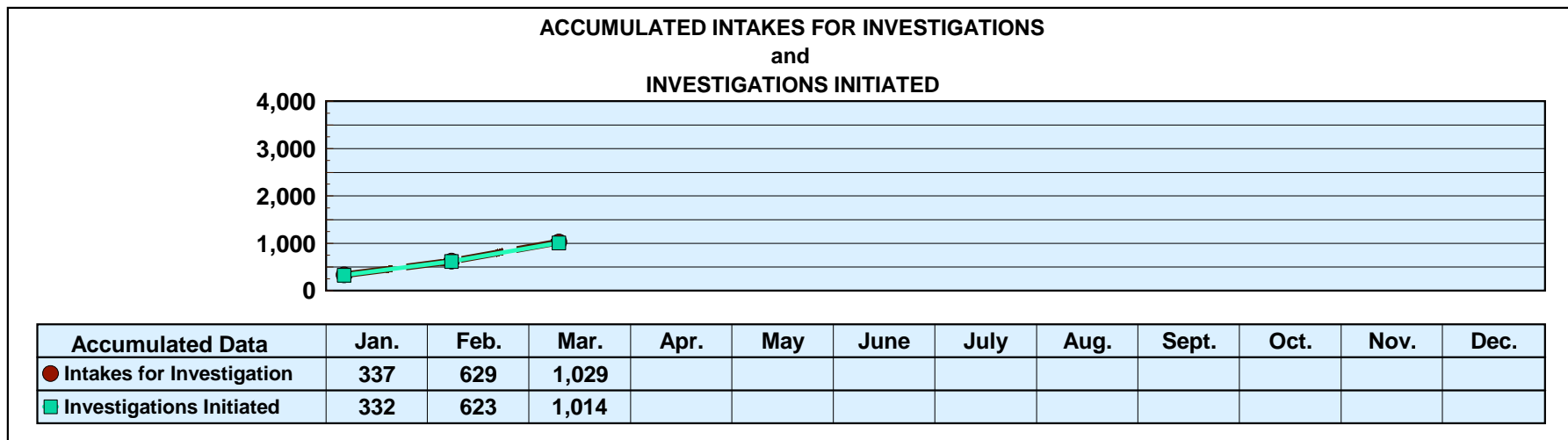
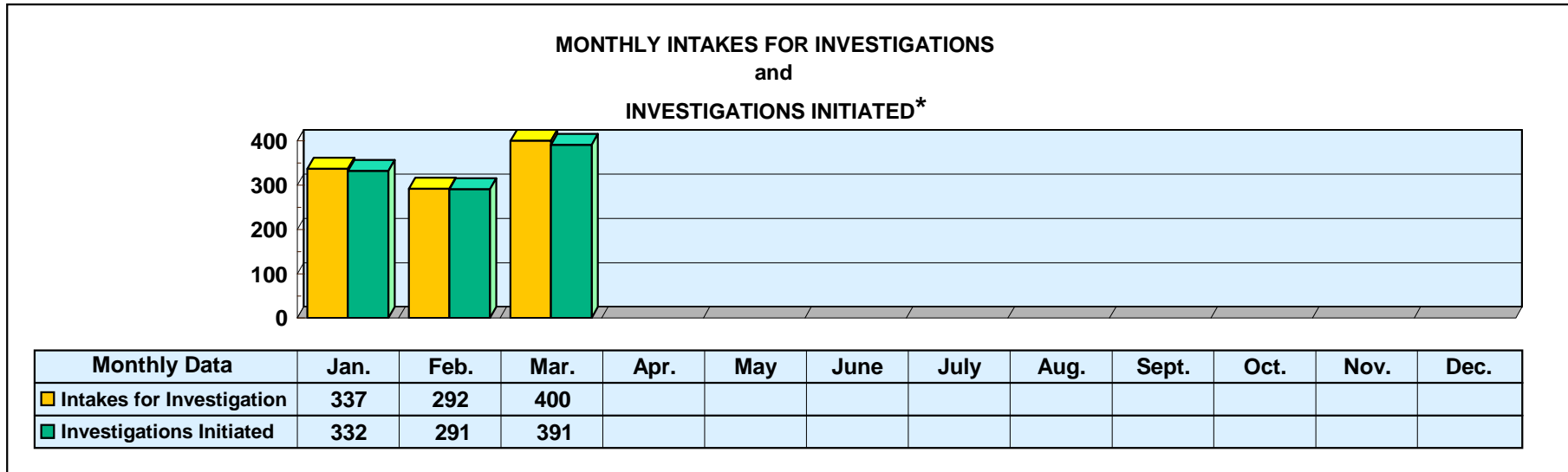


**Mississippi Department of Human Services
Graphic Overview of Program Data**

Month: March 2021

Date Released: 05/17/2021

**Division of Aging and Adult Services
ADULT PROTECTIVE SERVICES**



*An approximate manual count.

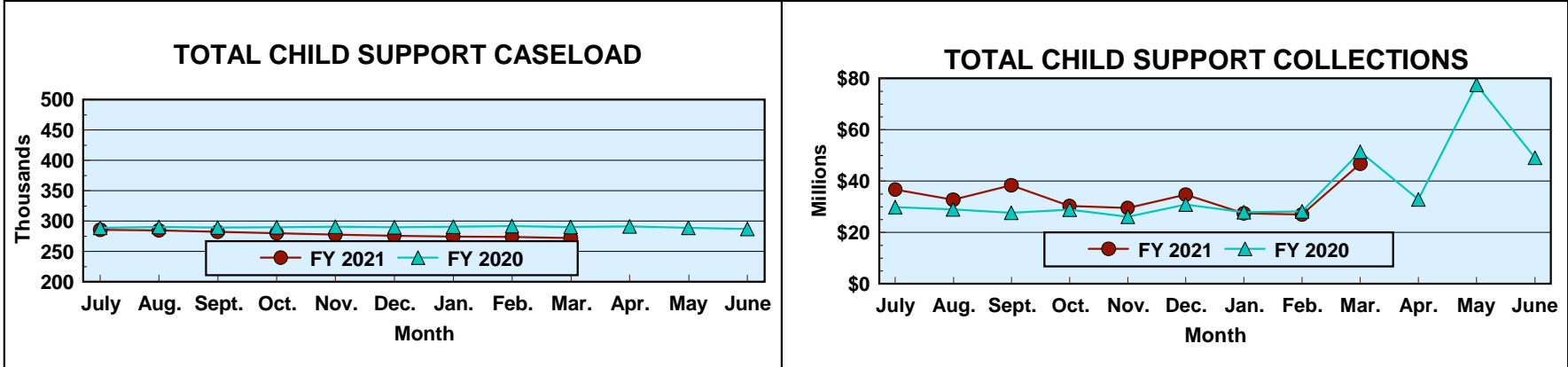
Prepared by Cost Allocation Unit, Division of Budgets and Accounting.

Mississippi Department of Human Services Graphic Overview of Program Data

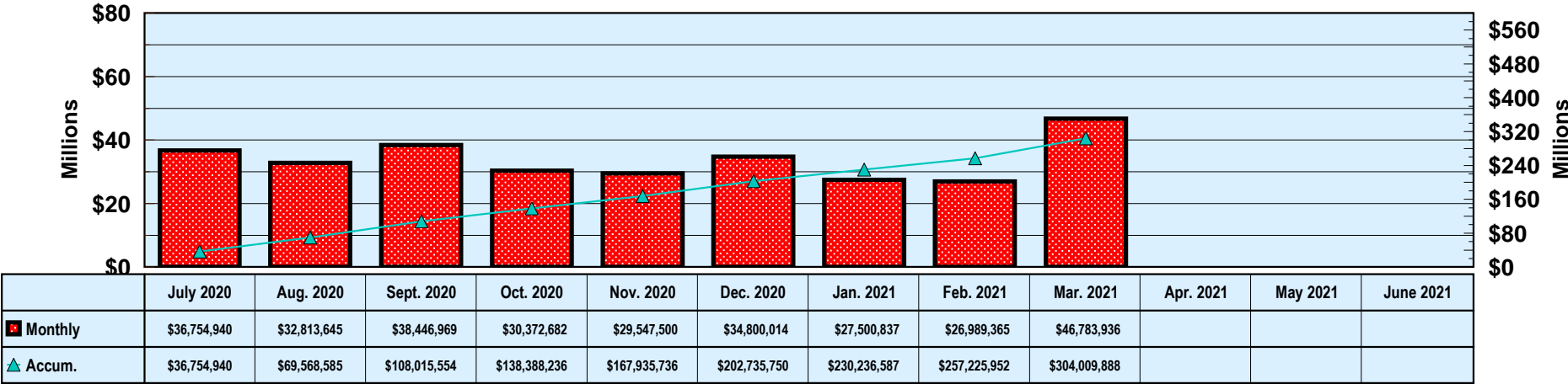
Month: March 2021

Date Released: 05/17/2021

Division of Child Support Enforcement



FY 2021 TOTAL COLLECTIONS (ACCUMULATED MONTHLY)



Prepared by Cost Allocation Unit, Division of Budgets and Accounting.


Mississippi Department of Human Services Graphic Overview of Program Data

Month: March 2021

Date Released: 05/17/2021

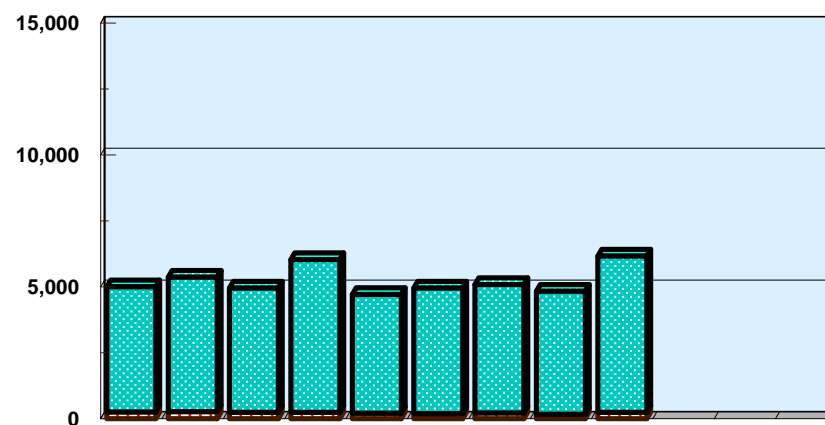
Division of Child Support Enforcement

NUMBER OF CHILDREN FOR WHOM PATERNITY WAS ESTABLISHED



	07/20	08/20	09/20	10/20	11/20	12/20	01/21	02/21	03/21	04/21	05/21	06/21
TANF	48	41	40	25	17	17	20	21	49			
Non-TANF	1,376	1,594	1,514	1,595	1,172	1,158	1,036	1,061	1,299			

NONCUSTODIAL PARENTS LOCATED



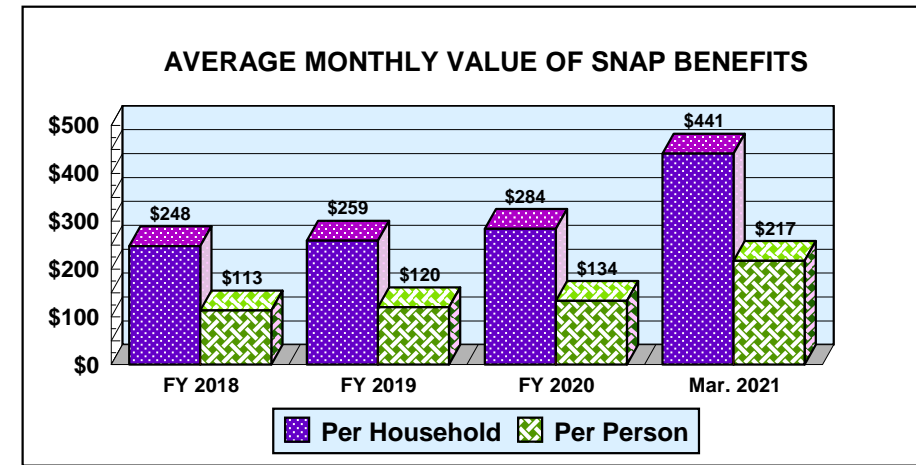
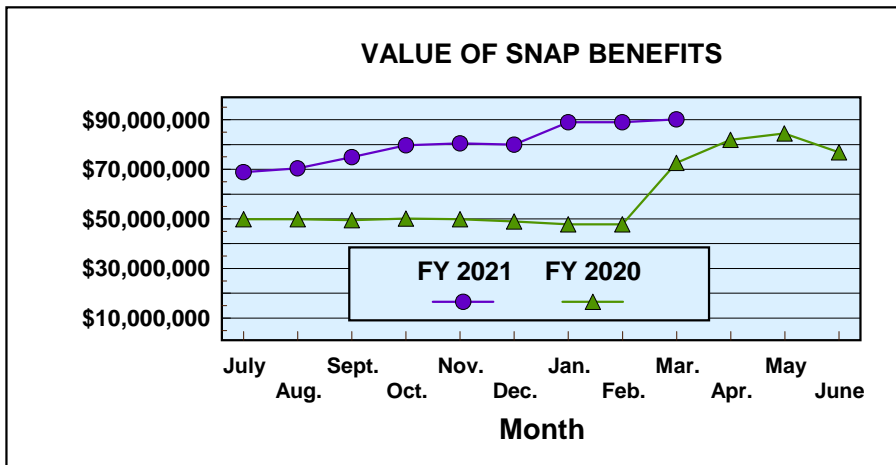
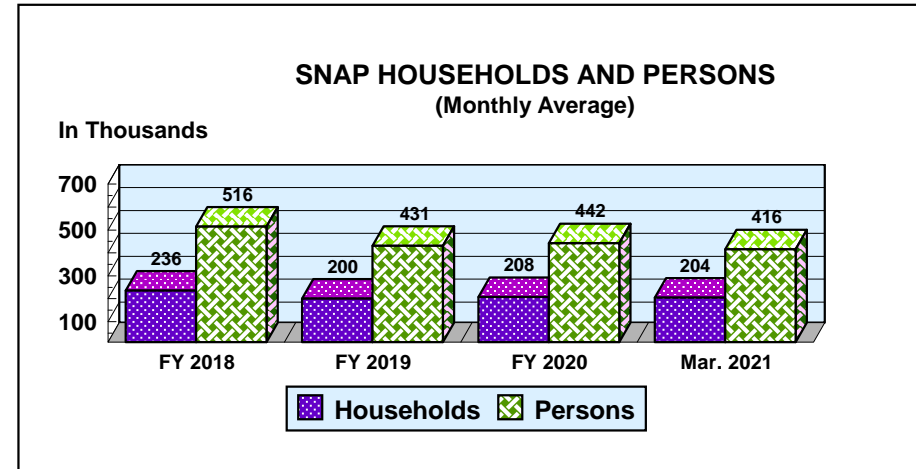
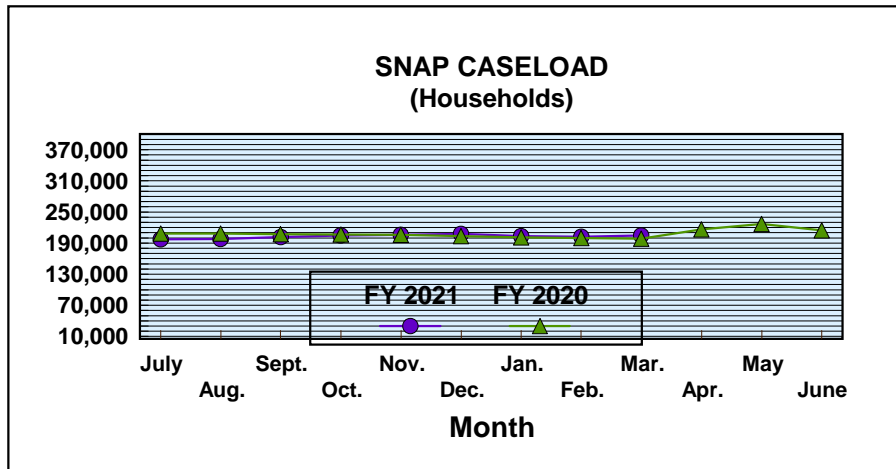
	07/20	08/20	09/20	10/20	11/20	12/20	01/21	02/21	03/21	04/21	05/21	06/21
TANF	260	279	247	243	217	196	226	181	250			
Non-TANF	4,744	5,090	4,713	5,791	4,493	4,764	4,863	4,658	5,918			

Mississippi Department of Human Services Graphic Overview of Program Data

Month: March 2021

Date Released: 05/17/2021

Division of Economic Assistance Eligibility Supplemental Nutrition Assistance Program (SNAP)



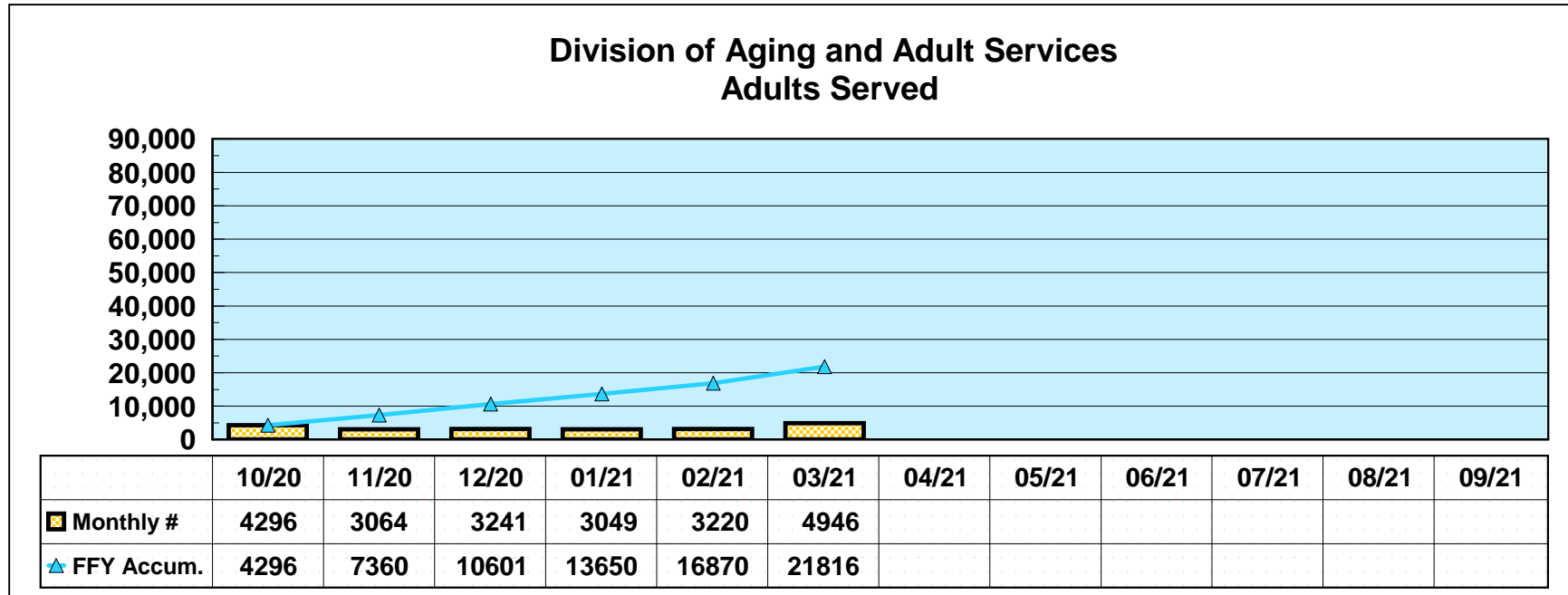
**Mississippi Department of Human Services
Graphic Overview of Program Data**

Month: March 2021

Date Released: 05/17/2021

Social Services Block Grant

**NEW CLIENTS SERVED
FEDERAL FISCAL YEAR 2021***



*Reflects unduplicated count of clients served monthly.

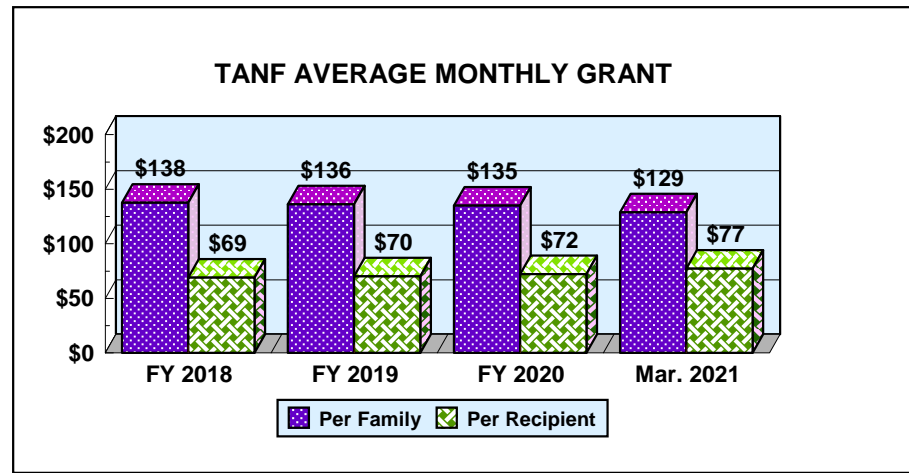
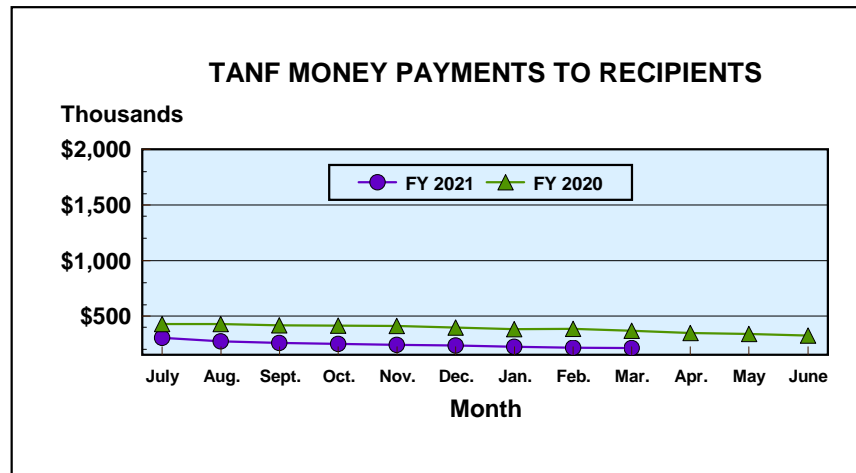
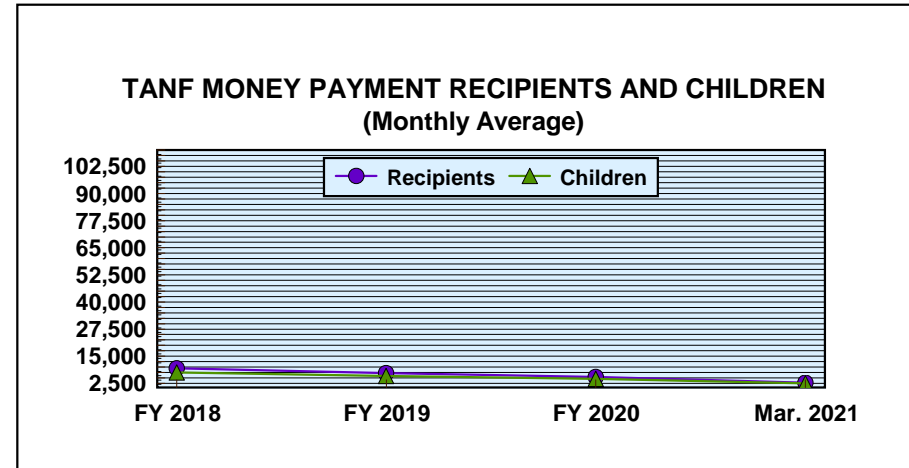
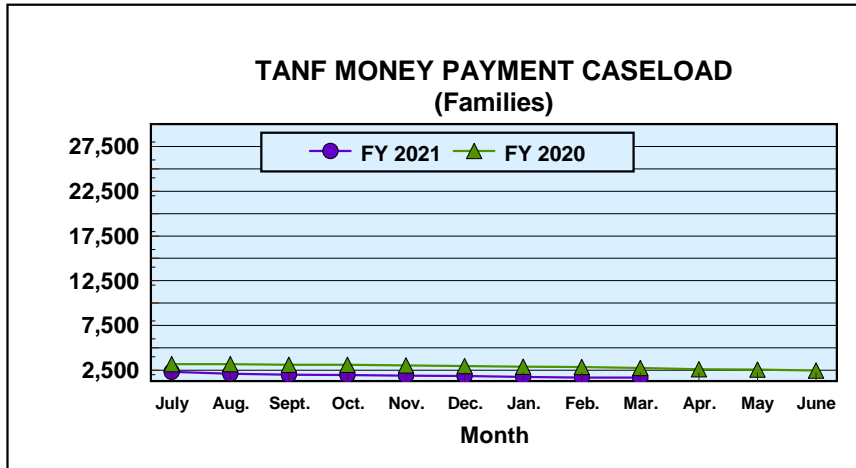
Prepared by Cost Allocation Unit, Division of Budgets and Accounting.

Mississippi Department of Human Services Graphic Overview of Program Data

Division of Economic Assistance Eligibility Temporary Assistance for Needy Families

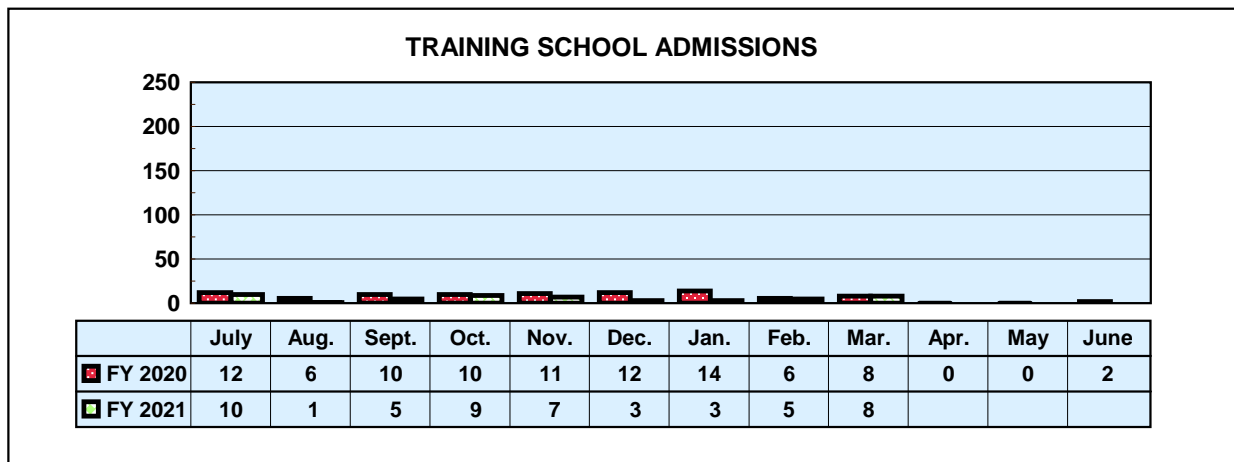
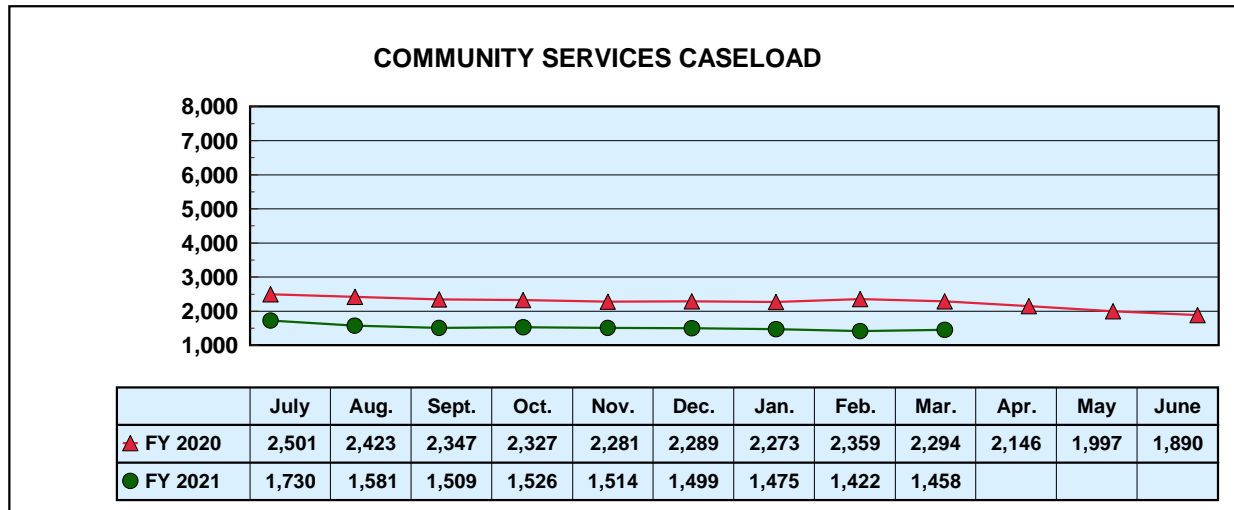
Month: March 2021

Date Released: 05/17/2021



Mississippi Department of Human Services Graphic Overview of Program Data

Division of Youth Services





MONTHLY STATISTICAL REPORT

Robert G. Anderson, Executive Director

Division of Economic Assistance Eligibility

Month: March 2021 Date Released: 05/17/2021

TEMPORARY ASSISTANCE FOR NEEDY FAMILIES¹

	MONEY PAYMENT		ONE-MONTH SUSPEND TANF	AVERAGE GRANT	Net Change From: February 2021			
	GRANT	ZERO GRANT ²			GRANT	ZERO GRANT	ONE-MONTH SUSPEND TANF	AVERAGE GRANT
Recipients	2,740	0	10	\$77.28	(71)	0	3	\$0.49
Adults	208	0	1		(6)	0	1	
Children	2,532	0	9		(65)	0	2	
TOTAL GRANT AMOUNT				\$211,737	(\$4,111)			

SUPPLEMENTAL NUTRITION ASSISTANCE PROGRAM (SNAP)

	NUMBER	AVERAGE BENEFIT VALUE	Net Change From: February 2021	
			NUMBER	AVERAGE BENEFIT VALUE
Households	204,374	\$441.17	2,450	\$0.27
Persons	415,712	\$216.89	4,207	\$0.54
BENEFIT VALUE	\$90,164,295		\$1,136,445	
COST PER MEAL	\$2.33		(\$0.25)	

TANF AND SNAP COLLECTIONS

	AMOUNT	Net Change From: February 2021
TANF/AFDC Overpayment Collections	\$89	\$15
SNAP Overissuance Collections	\$183,052	\$20,186

¹ Total TANF program [TANF-Basic and TANF-Unemployed Parent (UP)]. Totals include UP data: 0 cases, 0 recipients, \$0 grant amount.
² Cases eligible for a money payment, but not legally entitled to a check because of \$10 minimum payment.



MONTHLY STATISTICAL REPORT

Division of Child Support Enforcement

Month: March 2021

Date Released: 05/17/2021

CHILD SUPPORT CASELOAD DATA

	CASES	Net Change From: February 2021
TOTAL	272,092	(1,830)
TANF/Foster Care	4,673	(109)
Non-TANF	248,665	(1,310)
TANF/Foster Care Arrears Only	16,830	(410)
Non-IV-D	1,924	(1)

NONCUSTODIAL PARENTS LOCATED

	NUMBER	Net Change From: February 2021
TOTAL	6,168	1,329
TANF/Foster Care Arrears Only	250	69
Non-TANF	5,918	1,260

CASES WITH COLLECTIONS

	NUMBER	Net Change From: February 2021
TOTAL CASES	80,978	1,907

TOTAL CHILD SUPPORT COLLECTIONS

	AMOUNT	Net Change From: February 2021
COLLECTED	\$46,783,936	\$19,794,571

Prepared by Cost Allocation Unit, Division of Budgets and Accounting.