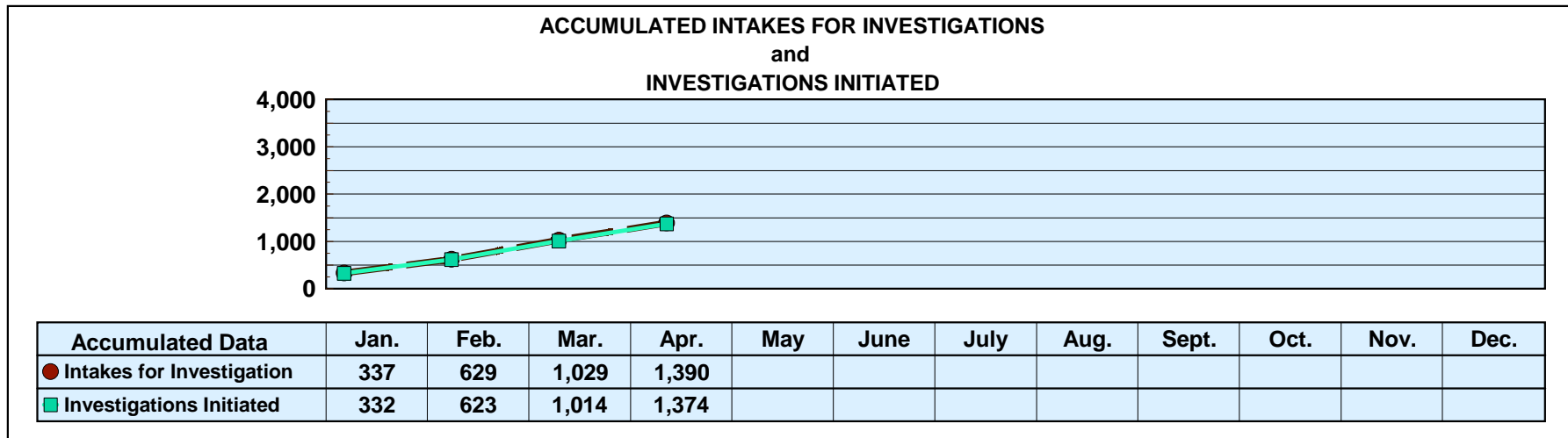
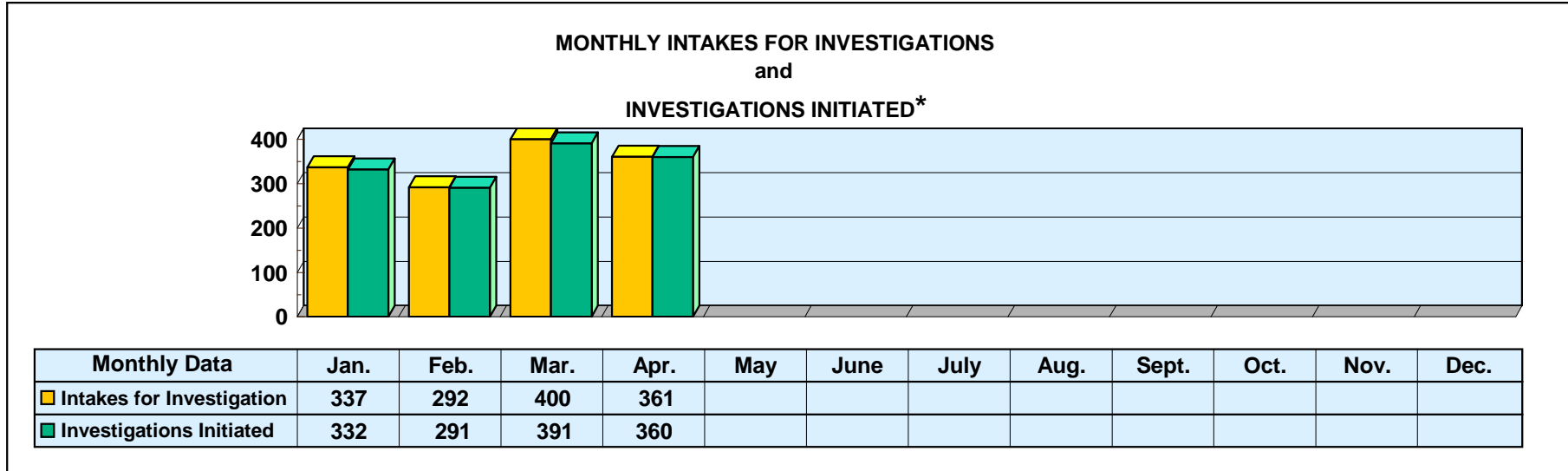


**Mississippi Department of Human Services
Graphic Overview of Program Data**

Month: April 2021

Date Released: 06/15/2021

**Division of Aging and Adult Services
ADULT PROTECTIVE SERVICES**



*An approximate manual count.

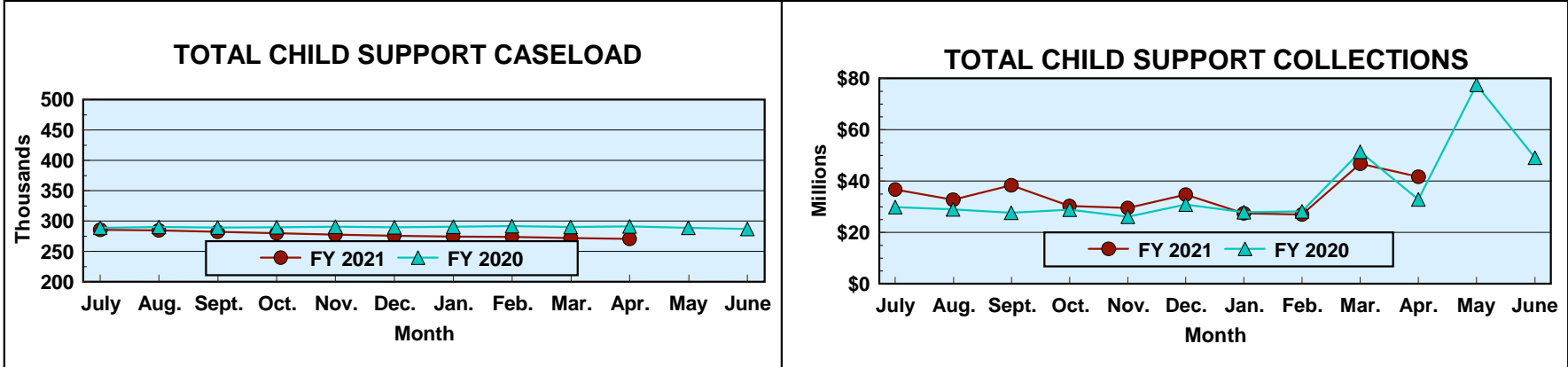
Prepared by Cost Allocation Unit, Division of Budgets and Accounting.

Mississippi Department of Human Services Graphic Overview of Program Data

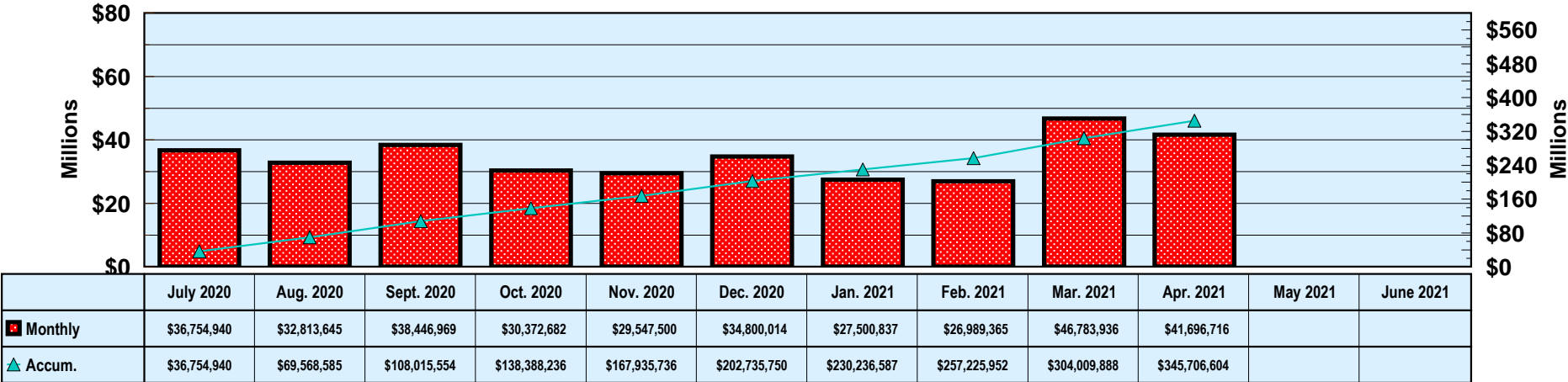
Month: April 2021

Date Released: 06/15/2021

Division of Child Support Enforcement



FY 2021 TOTAL COLLECTIONS (ACCUMULATED MONTHLY)



Prepared by Cost Allocation Unit, Division of Budgets and Accounting.


**Mississippi Department of Human Services
Graphic Overview of Program Data**

Month: April 2021

Date Released: 06/15/2021

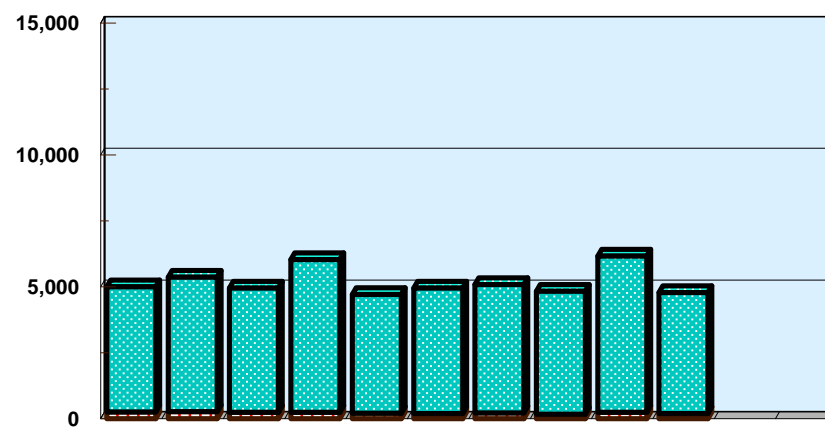
Division of Child Support Enforcement

**NUMBER OF CHILDREN FOR WHOM
PATERNITY WAS ESTABLISHED**



	07/20	08/20	09/20	10/20	11/20	12/20	01/21	02/21	03/21	04/21	05/21	06/21
TANF	48	41	40	25	17	17	20	21	49	17		
Non-TANF	1,376	1,594	1,514	1,595	1,172	1,158	1,036	1,061	1,299	919		

NONCUSTODIAL PARENTS LOCATED



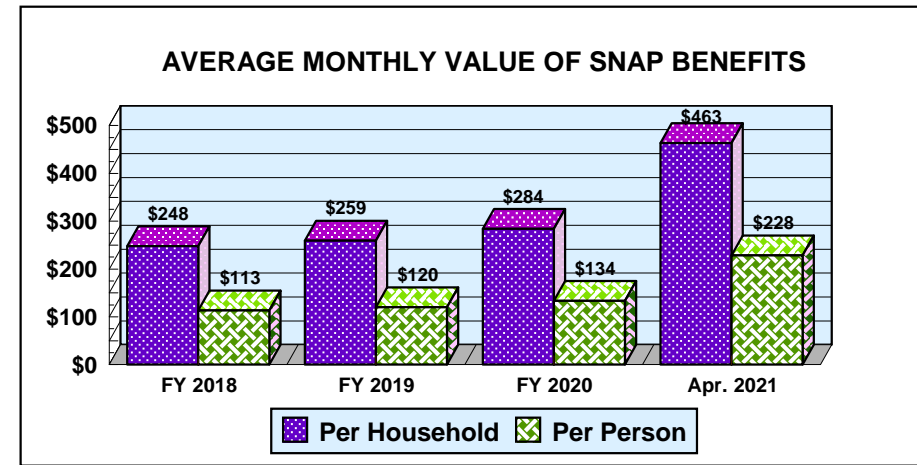
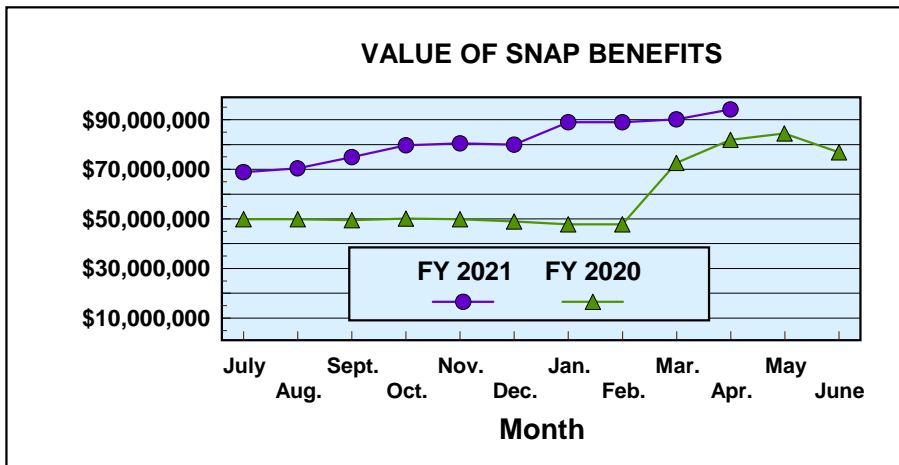
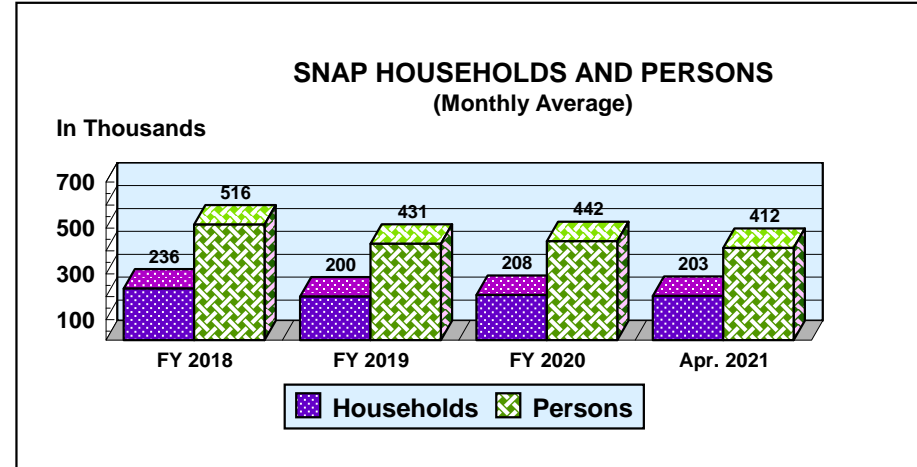
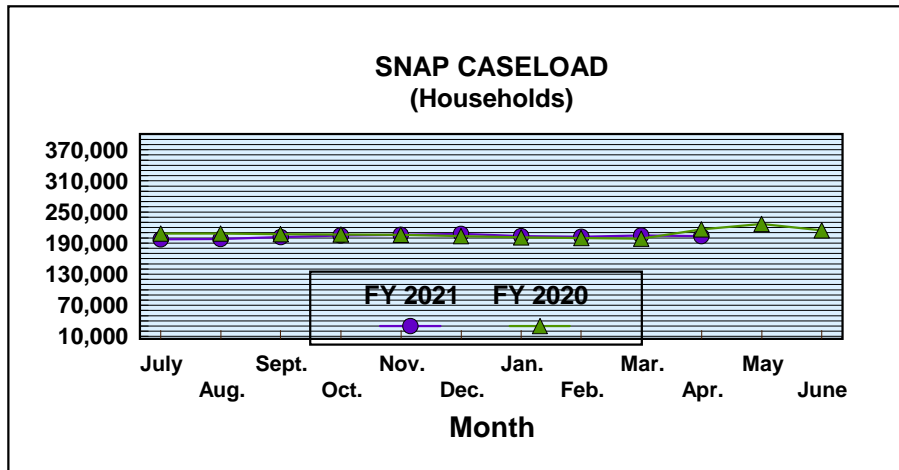
	07/20	08/20	09/20	10/20	11/20	12/20	01/21	02/21	03/21	04/21	05/21	06/21
TANF	260	279	247	243	217	196	226	181	250	206		
Non-TANF	4,744	5,090	4,713	5,791	4,493	4,764	4,863	4,658	5,918	4,579		

Mississippi Department of Human Services Graphic Overview of Program Data

Month: April 2021

Date Released: 06/15/2021

Division of Economic Assistance Eligibility Supplemental Nutrition Assistance Program (SNAP)



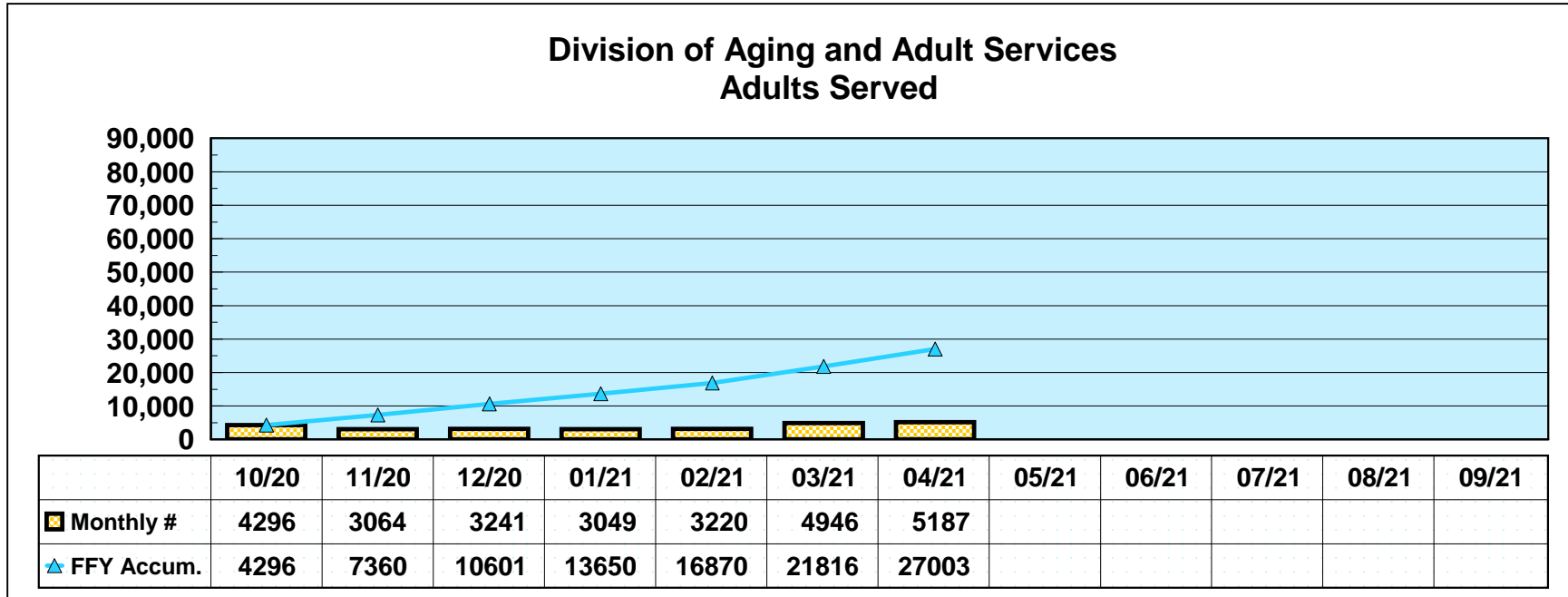
**Mississippi Department of Human Services
Graphic Overview of Program Data**

Month: April 2021

Date Released: 06/15/2021

Social Services Block Grant

**NEW CLIENTS SERVED
FEDERAL FISCAL YEAR 2021***



*Reflects unduplicated count of clients served monthly.

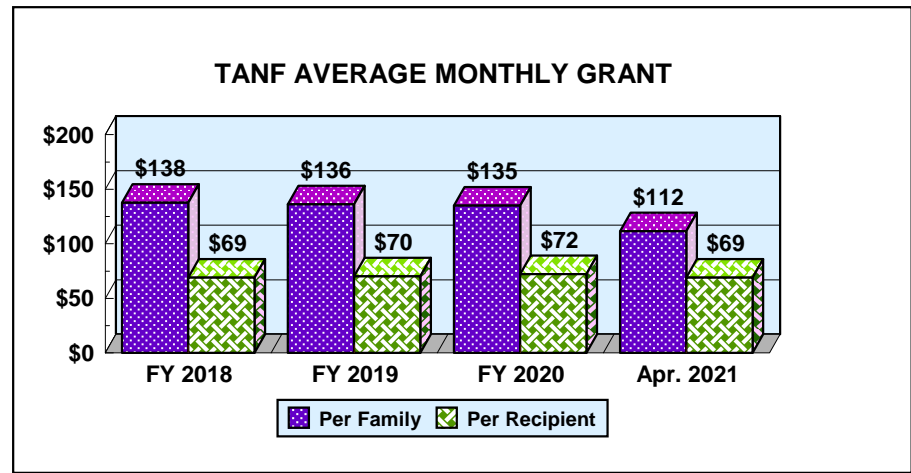
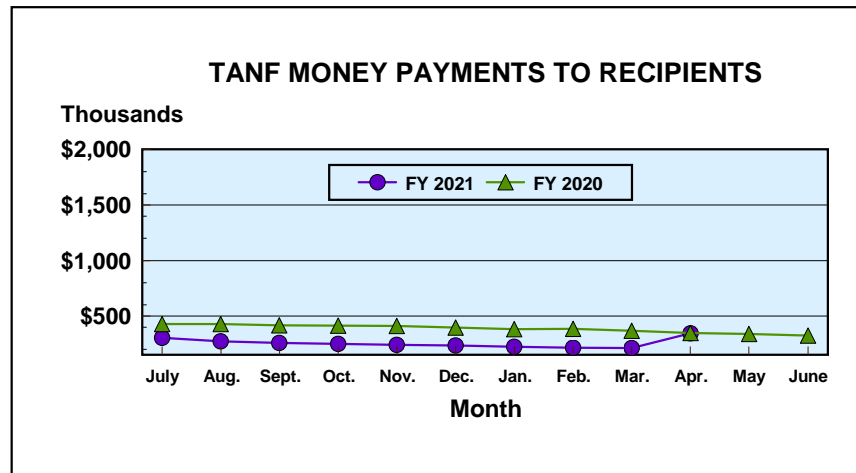
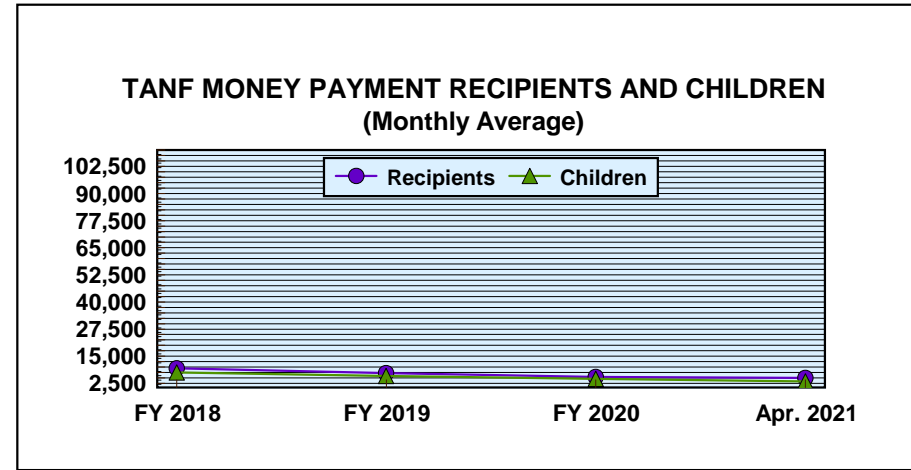
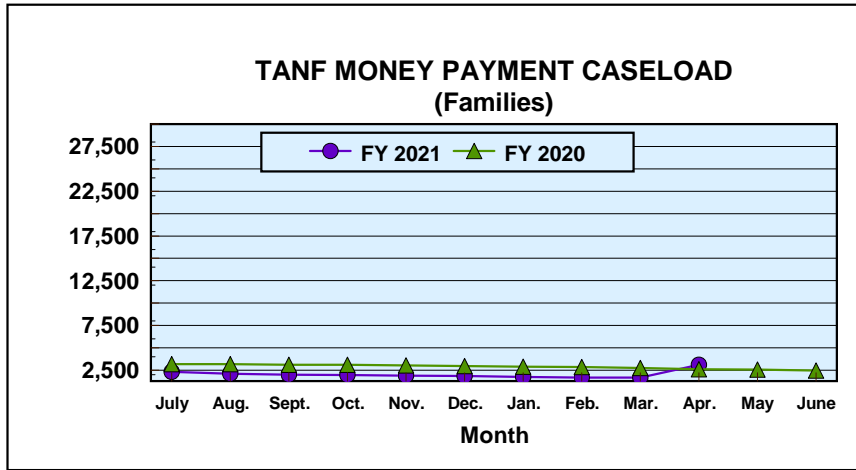
Prepared by Cost Allocation Unit, Division of Budgets and Accounting.

Mississippi Department of Human Services Graphic Overview of Program Data

Division of Economic Assistance Eligibility Temporary Assistance for Needy Families

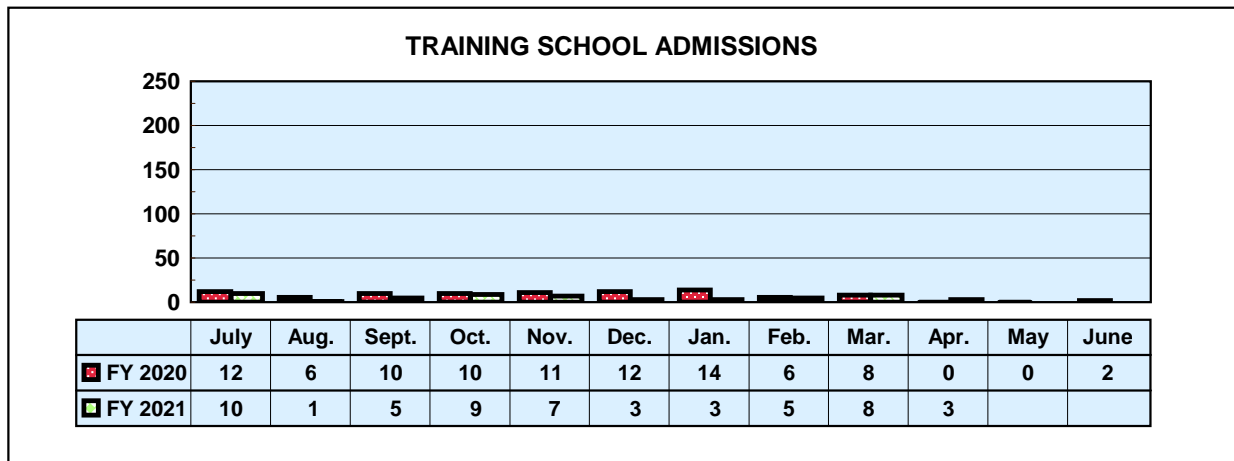
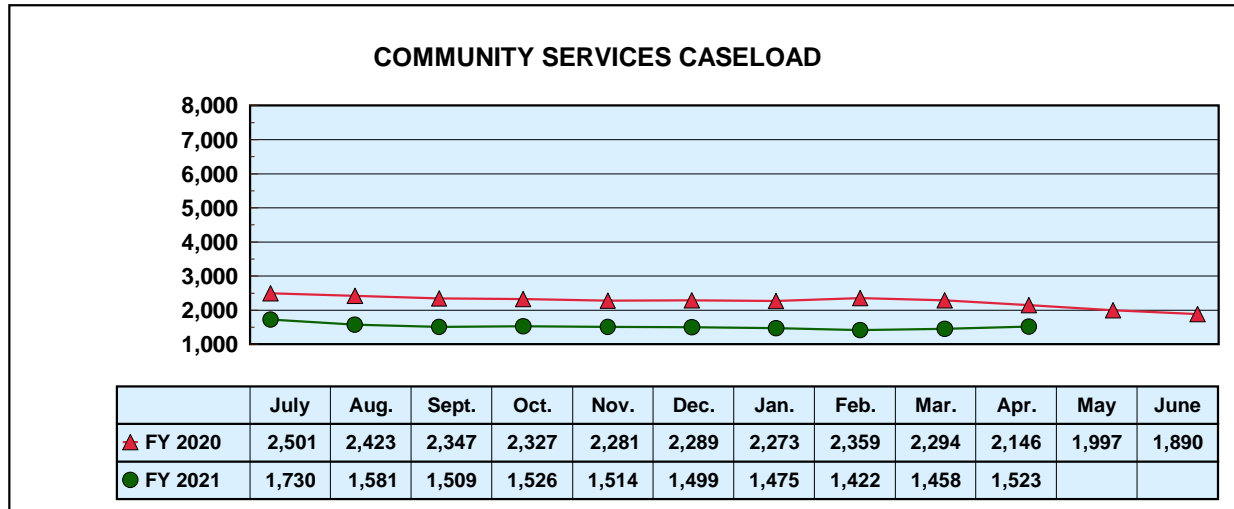
Month: April 2021

Date Released: 06/15/2021



Mississippi Department of Human Services Graphic Overview of Program Data

Division of Youth Services





MONTHLY STATISTICAL REPORT

Robert G. Anderson, Executive Director

Division of Economic Assistance Eligibility

Month: April 2021 Date Released: 06/15/2021

TEMPORARY ASSISTANCE FOR NEEDY FAMILIES ¹										
	MONEY PAYMENT			ONE-MONTH SUSPEND TANF	AVERAGE GRANT	Net Change From: March 2021				
	GRANT	ZERO	GRANT ²			GRANT	ZERO	SUSPEND	TANF	AVERAGE GRANT
		GRANT					GRANT			
Families	3,096	6	0	\$111.60	1,452	6	(2)	(\$17.19)		
Recipients	5,008	9	0	\$68.99	2,268	9	(10)	(\$8.29)		
Adults	1,675	1	0		1,467	1	(1)			
Children	3,333	8	0		801	8	(9)			
TOTAL GRANT AMOUNT				\$345,501	\$133,764					

SUPPLEMENTAL NUTRITION ASSISTANCE PROGRAM (SNAP)				
	NUMBER	AVERAGE BENEFIT VALUE	Net Change From: March 2021	
			NUMBER	AVERAGE BENEFIT VALUE
Households	203,223	\$463.19	(1,151)	\$22.02
Persons	412,273	\$228.32	(3,439)	\$11.43
BENEFIT VALUE	\$94,130,018		\$3,965,723	
COST PER MEAL	\$2.54		\$0.21	

TANF AND SNAP COLLECTIONS		
	AMOUNT	Net Change From: March 2021
TANF/AFDC Overpayment Collections	\$225	\$136
SNAP Overissuance Collections	\$159,303	(\$23,749)

¹ Total TANF program [TANF-Basic and TANF-Unemployed Parent (UP)]. Totals include UP data: 0 cases, 0 recipients, \$0 grant amount.
² Cases eligible for a money payment, but not legally entitled to a check because of \$10 minimum payment.

Prepared by Cost Allocation Unit, Division of Budgets and Accounting.



MONTHLY STATISTICAL REPORT

Division of Child Support Enforcement

Month: April 2021

Date Released: 06/15/2021

CHILD SUPPORT CASELOAD DATA

	CASES	Net Change From: March 2021
TOTAL	270,598	(1,494)
TANF/Foster Care	4,570	(103)
Non-TANF	247,747	(918)
TANF/Foster Care Arrears Only	16,350	(480)
Non-IV-D	1,931	7

NONCUSTODIAL PARENTS LOCATED

	NUMBER	Net Change From: March 2021
TOTAL	4,785	(1,383)
TANF/Foster Care Arrears Only	206	(44)
Non-TANF	4,579	(1,339)

CASES WITH COLLECTIONS

	NUMBER	Net Change From: March 2021
TOTAL CASES	81,897	919

TOTAL CHILD SUPPORT COLLECTIONS

	AMOUNT	Net Change From: March 2021
COLLECTED	\$41,696,716	(\$5,087,220)

Prepared by Cost Allocation Unit, Division of Budgets and Accounting.