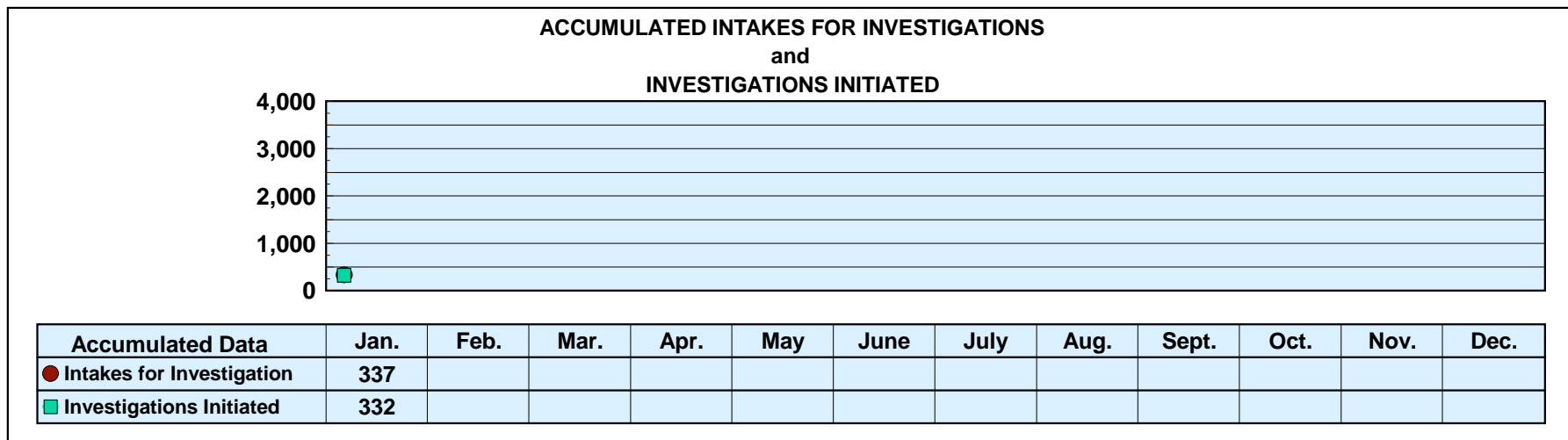
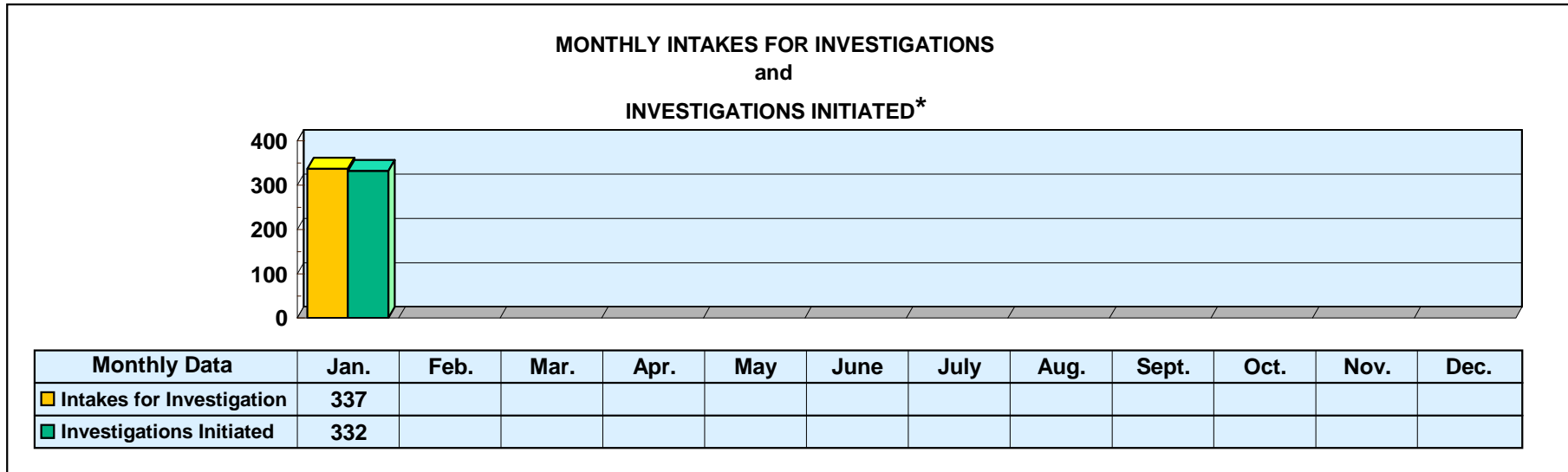


**Mississippi Department of Human Services
Graphic Overview of Program Data**

Month: January 2021

Date Released: 03/15/2021

**Division of Aging and Adult Services
ADULT PROTECTIVE SERVICES**



*An approximate manual count.

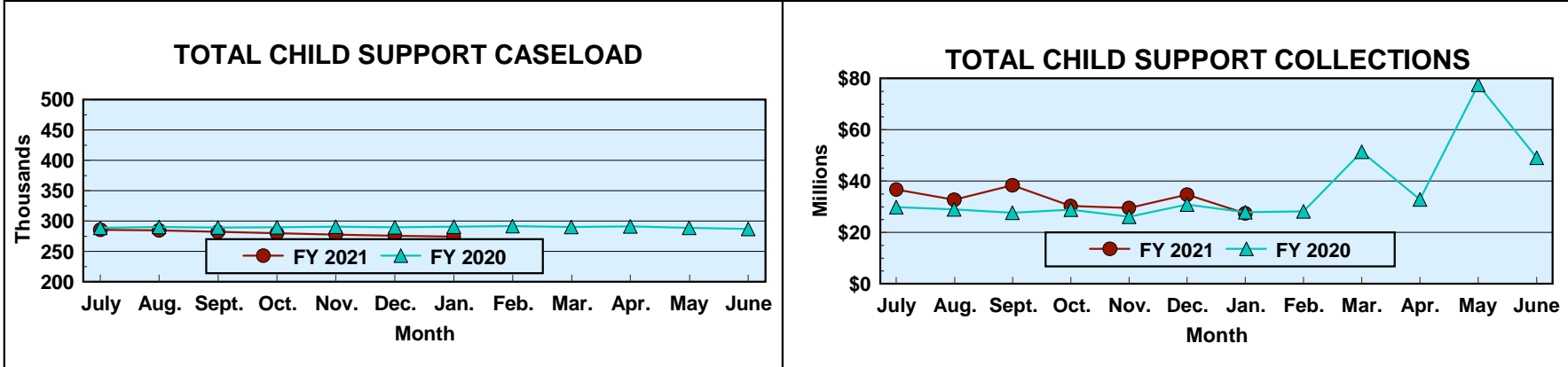
Prepared by Cost Allocation Unit, Division of Budgets and Accounting.

Mississippi Department of Human Services Graphic Overview of Program Data

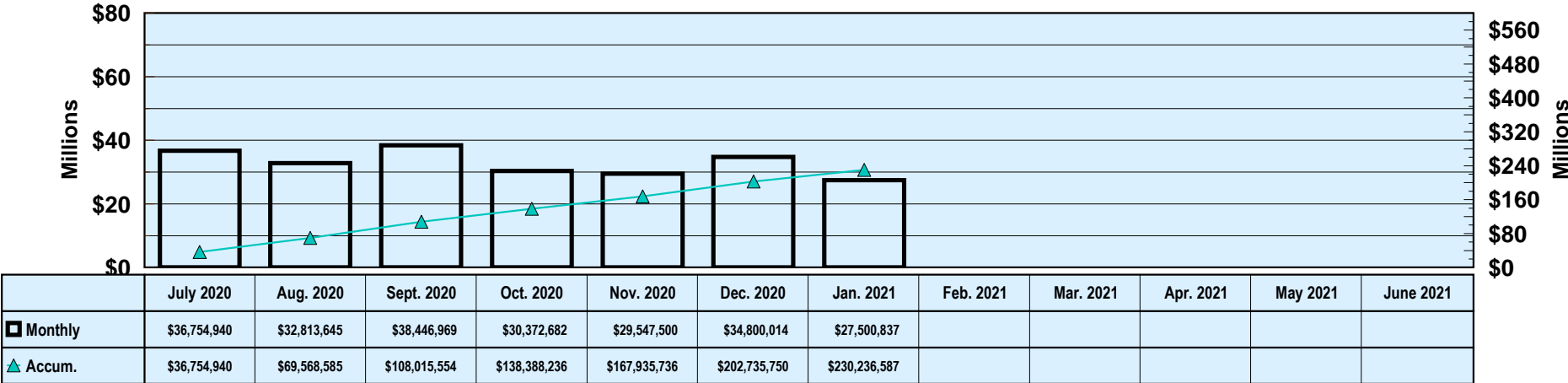
Month: January 2021

Date Released: 03/15/2021

Division of Child Support Enforcement



FY 2021 TOTAL COLLECTIONS (ACCUMULATED MONTHLY)



Prepared by Cost Allocation Unit, Division of Budgets and Accounting.

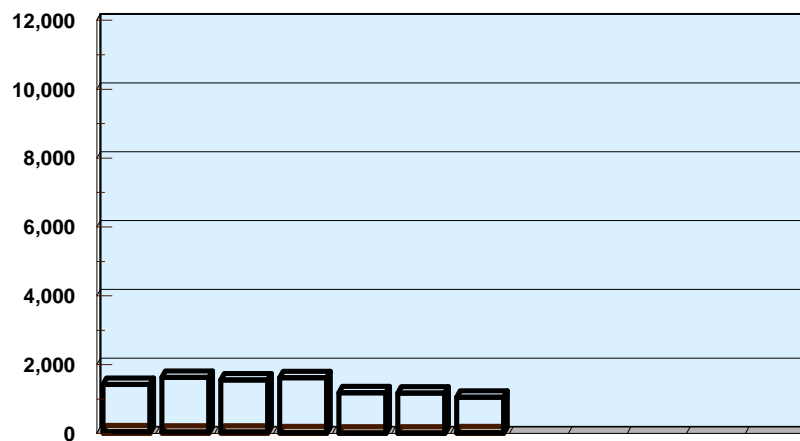
Mississippi Department of Human Services Graphic Overview of Program Data

Month: January 2021

Date Released: 03/15/2021

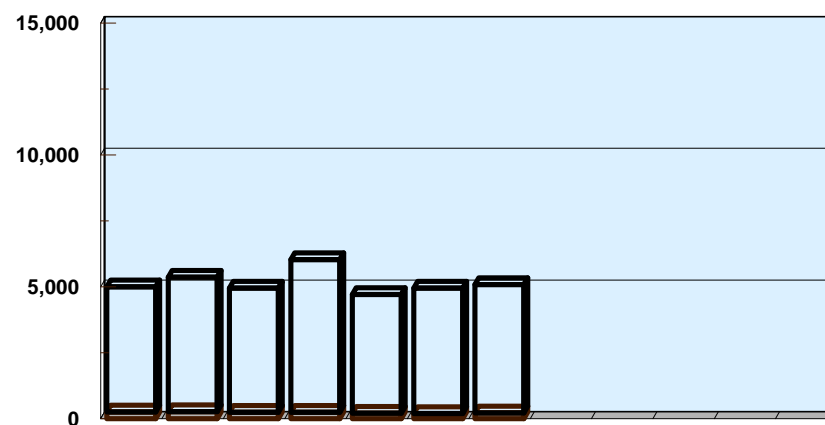
Division of Child Support Enforcement

**NUMBER OF CHILDREN FOR WHOM
PATERNITY WAS ESTABLISHED**



	07/20	08/20	09/20	10/20	11/20	12/20	01/21	02/21	03/21	04/21	05/21	06/21
■ TANF	48	41	40	25	17	17	20					
■ Non-TANF	1,376	1,594	1,514	1,595	1,172	1,158	1,036					

NONCUSTODIAL PARENTS LOCATED



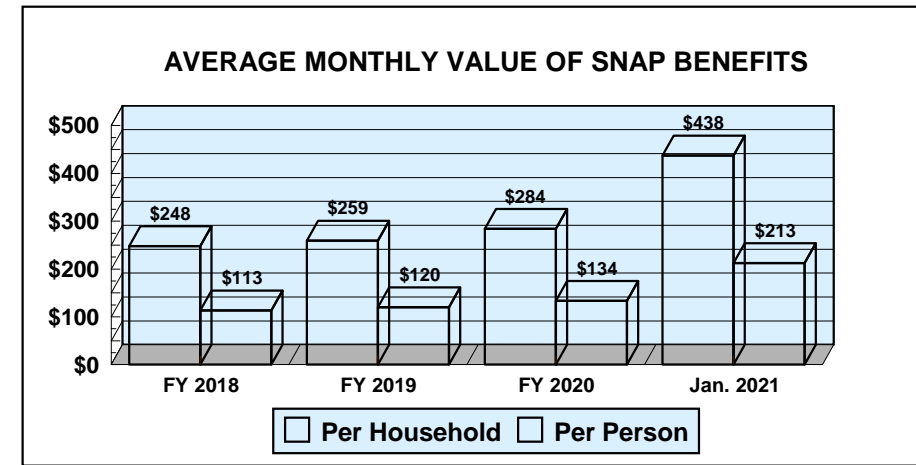
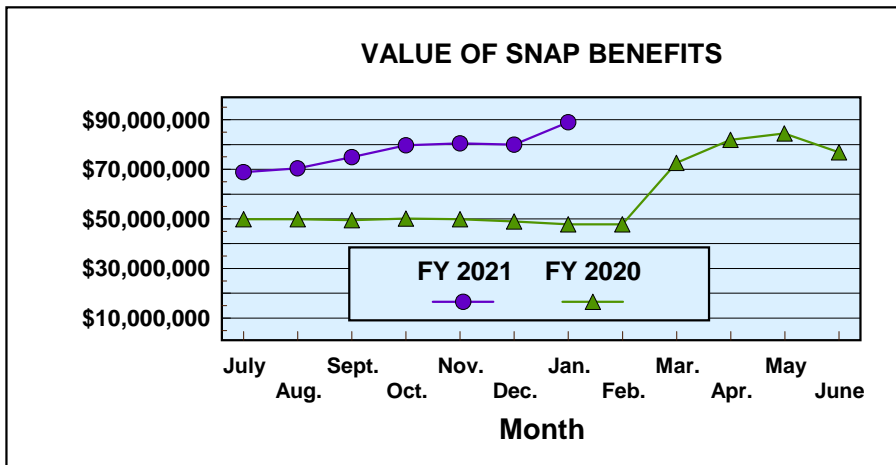
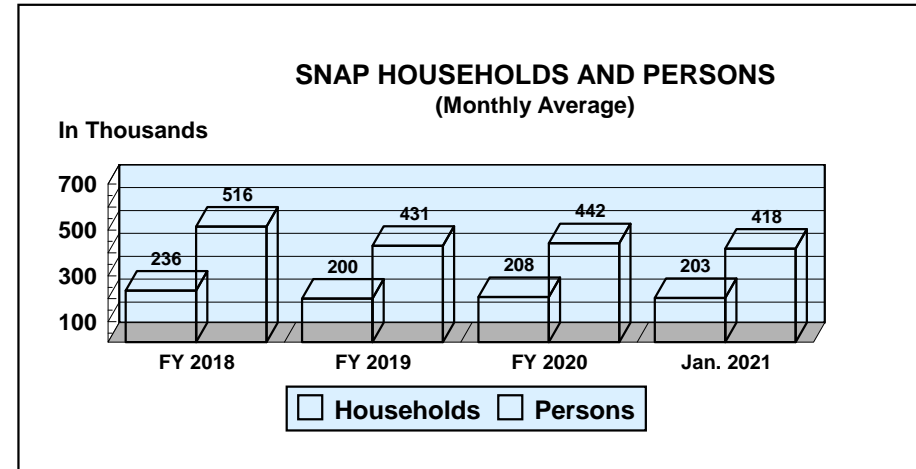
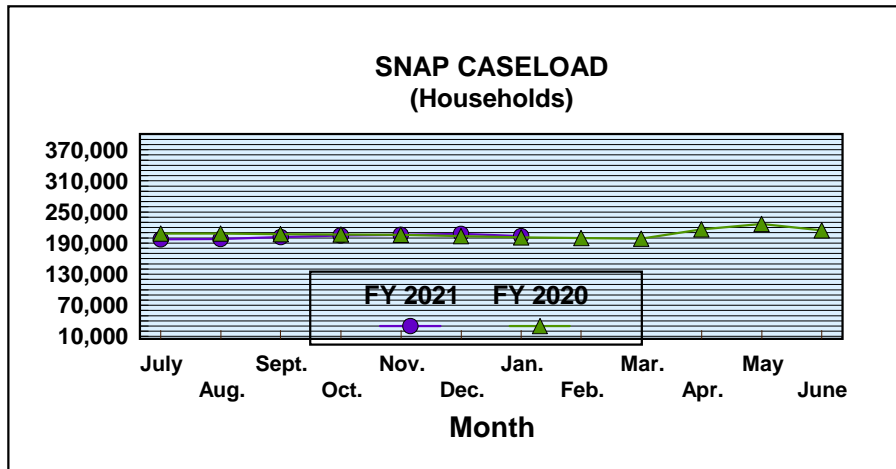
	07/20	08/20	09/20	10/20	11/20	12/20	01/21	02/21	03/21	04/21	05/21	06/21
■ TANF	260	279	247	243	217	196	226					
■ Non-TANF	4,744	5,090	4,713	5,791	4,493	4,764	4,863					

Mississippi Department of Human Services Graphic Overview of Program Data

Month: January 2021

Date Released: 03/15/2021

Division of Economic Assistance Eligibility Supplemental Nutrition Assistance Program (SNAP)



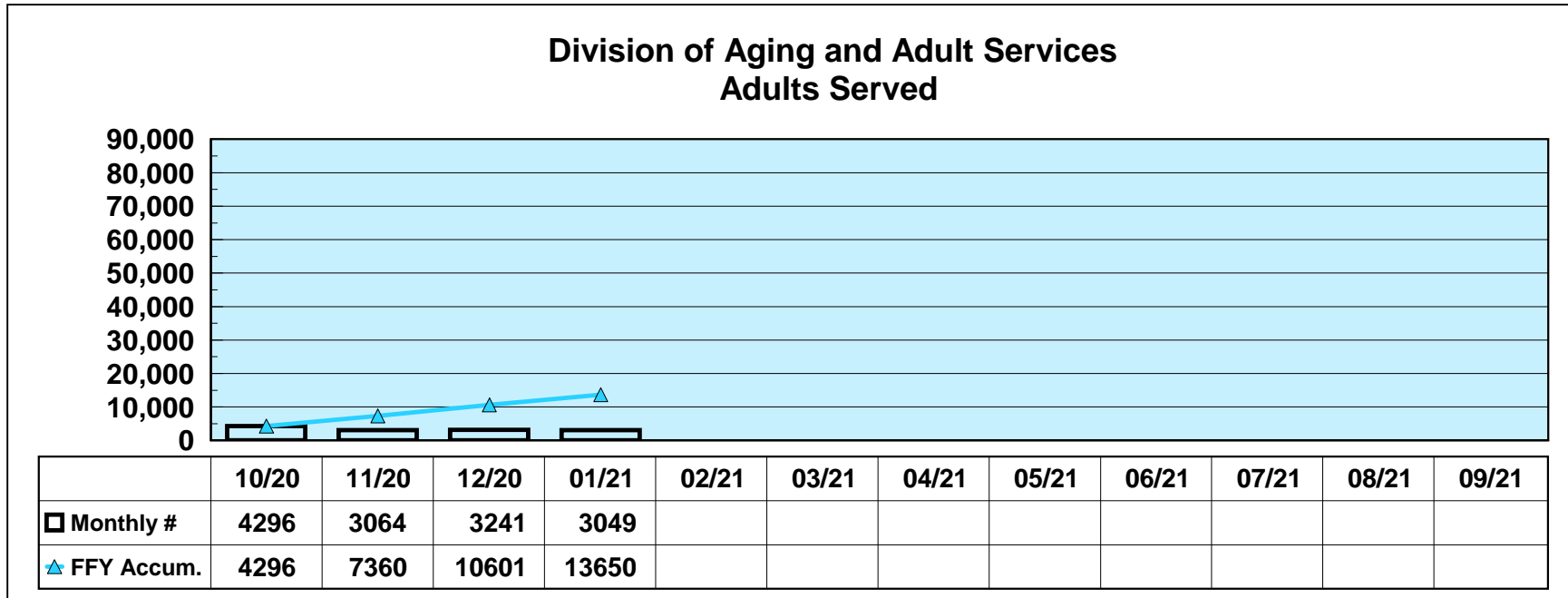
**Mississippi Department of Human Services
Graphic Overview of Program Data**

Month: January 2021

Date Released: 03/15/2021

Social Services Block Grant

**NEW CLIENTS SERVED
FEDERAL FISCAL YEAR 2020***



*Reflects unduplicated count of clients served monthly.

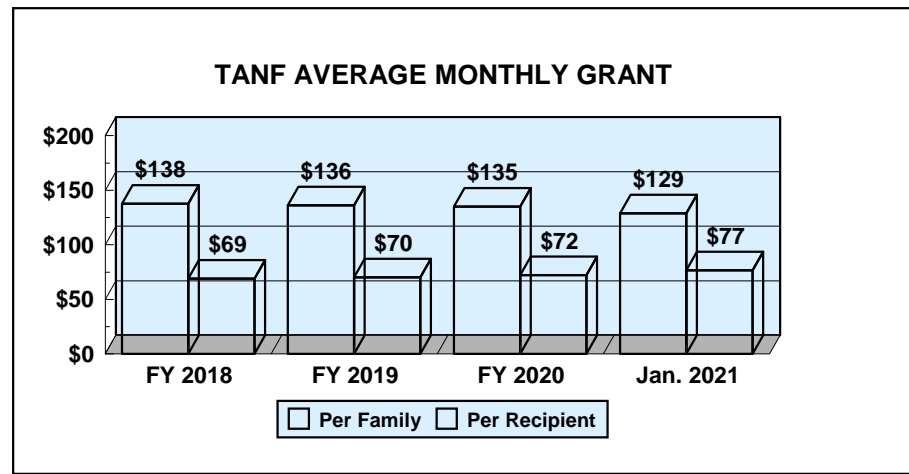
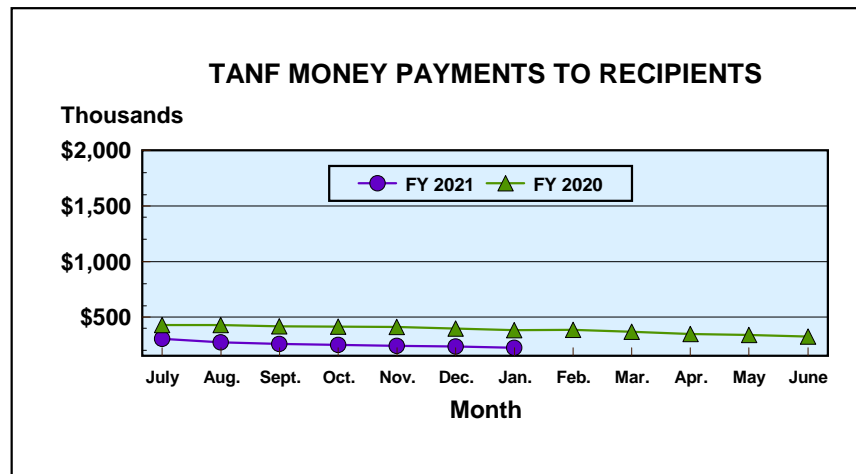
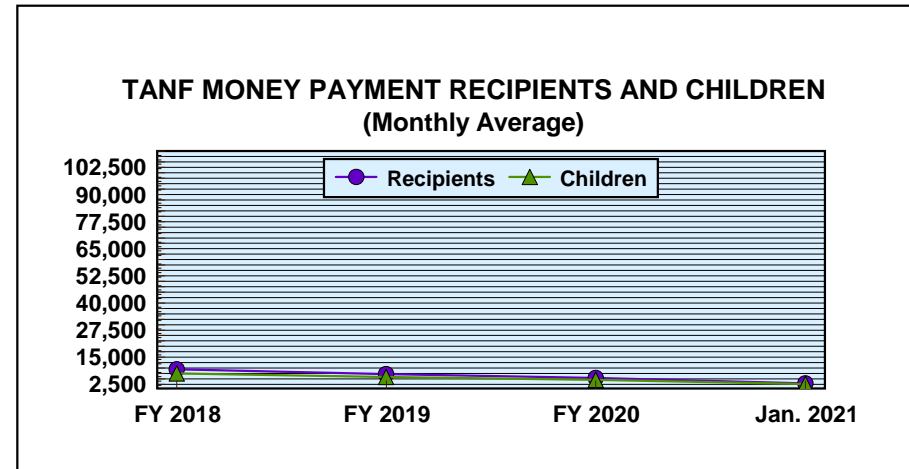
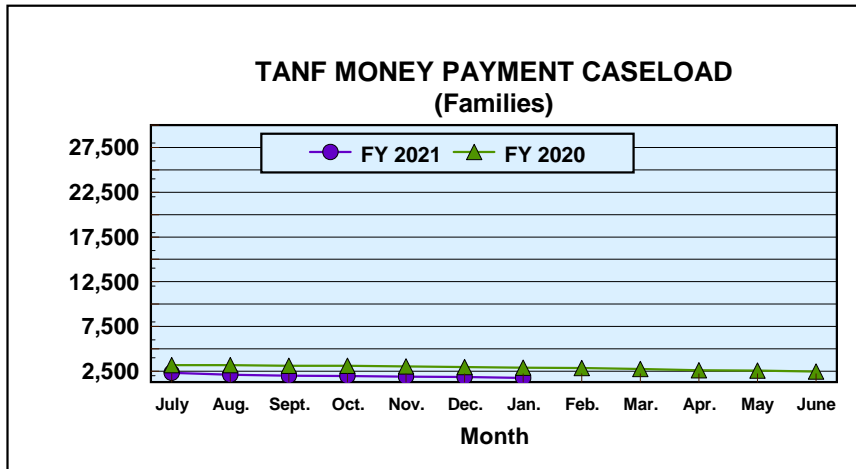
Prepared by Cost Allocation Unit, Division of Budgets and Accounting.

Mississippi Department of Human Services Graphic Overview of Program Data

Division of Economic Assistance Eligibility Temporary Assistance for Needy Families

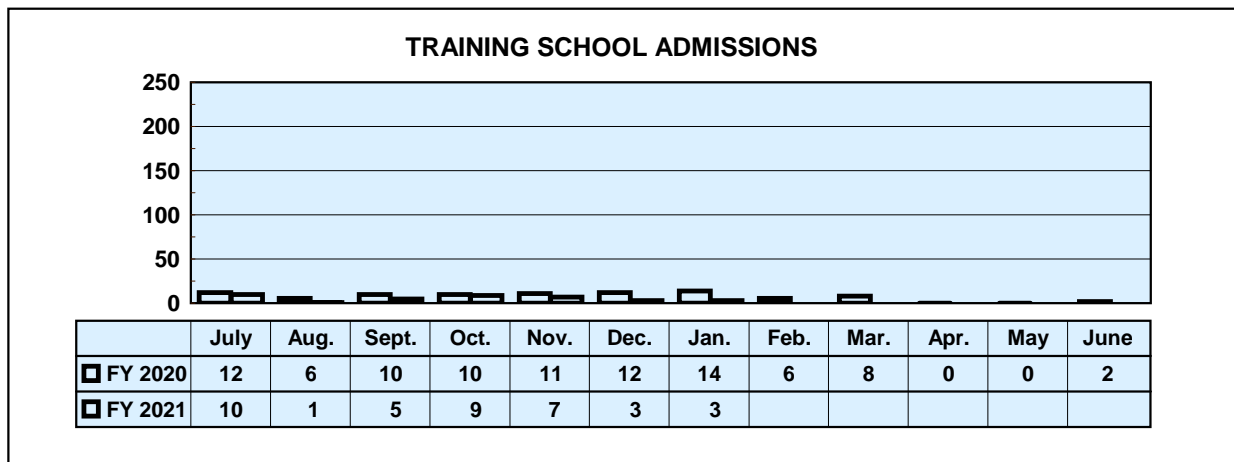
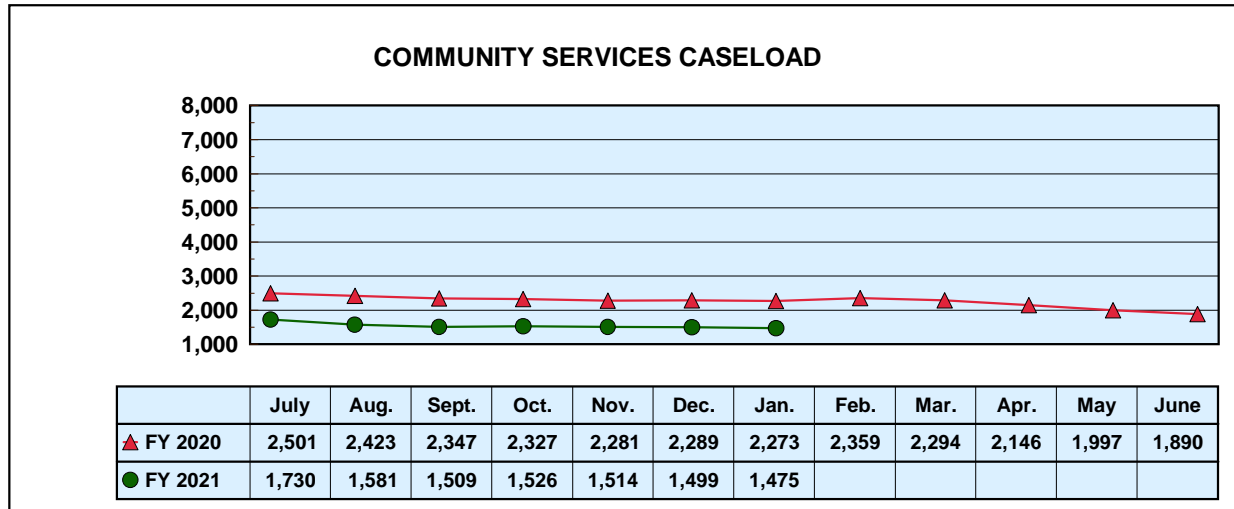
Month: January 2021

Date Released: 03/15/2021



Mississippi Department of Human Services Graphic Overview of Program Data

Division of Youth Services





MONTHLY STATISTICAL REPORT

Robert G. Anderson, Executive Director

Division of Economic Assistance Eligibility

Month: January 2021 Date Released: 03/15/2021

TEMPORARY ASSISTANCE FOR NEEDY FAMILIES¹

	MONEY PAYMENT				Net Change From: December 2020			
	ZERO		ONE-MONTH	AVERAGE	ZERO		ONE-MONTH	AVERAGE
	GRANT	GRANT ²	SUSPEND TANF		GRANT	GRANT	SUSPEND TANF	
Families	1,738	0	0	\$128.98	(96)	(7)	0	\$0.87
Recipients	2,922	0	0	\$76.72	(172)	(11)	0	\$0.78
Adults	242	0	0		(29)	(2)	0	
Children	2,680	0	0		(143)	(9)	0	
TOTAL GRANT AMOUNT				\$224,162	(\$10,800)			

SUPPLEMENTAL NUTRITION ASSISTANCE PROGRAM (SNAP)

	NUMBER	AVERAGE BENEFIT VALUE	Net Change From: December 2020	
			NUMBER	AVERAGE BENEFIT VALUE
			Households	203,364
Persons	418,322	\$212.73	(8,226)	\$25.17
BENEFIT VALUE	\$88,987,632		\$8,986,000	
COST PER MEAL	\$2.29		\$0.27	

TANF AND SNAP COLLECTIONS

	AMOUNT	Net Change From: December 2020
TANF/AFDC Overpayment Collections	\$128	\$104
SNAP Overissuance Collections	\$144,089	\$10,143

¹ Total TANF program [TANF-Basic and TANF-Unemployed Parent (UP)]. Totals include UP data: 0 cases, 0 recipients, \$0 grant amount.
² Cases eligible for a money payment, but not legally entitled to a check because of \$10 minimum payment.



MONTHLY STATISTICAL REPORT

Division of Child Support Enforcement

Month: January 2021

Date Released: 03/15/2021

CHILD SUPPORT CASELOAD DATA

	CASES	Net Change From: December 2020
TOTAL	274,643	(1,479)
TANF/Foster Care	4,938	(176)
Non-TANF	250,535	(1,186)
TANF/Foster Care Arrears Only	17,232	(100)
Non-IV-D	1,938	(17)

NONCUSTODIAL PARENTS LOCATED

	NUMBER	Net Change From: December 2020
TOTAL	5,089	129
TANF/Foster Care Arrears Only	226	30
Non-TANF	4,863	99

CASES WITH COLLECTIONS

	NUMBER	Net Change From: December 2020
TOTAL CASES	78,607	(1,139)

TOTAL CHILD SUPPORT COLLECTIONS

	AMOUNT	Net Change From: December 2020
COLLECTED	\$27,500,837	(\$7,299,177)

Prepared by Cost Allocation Unit, Division of Budgets and Accounting.