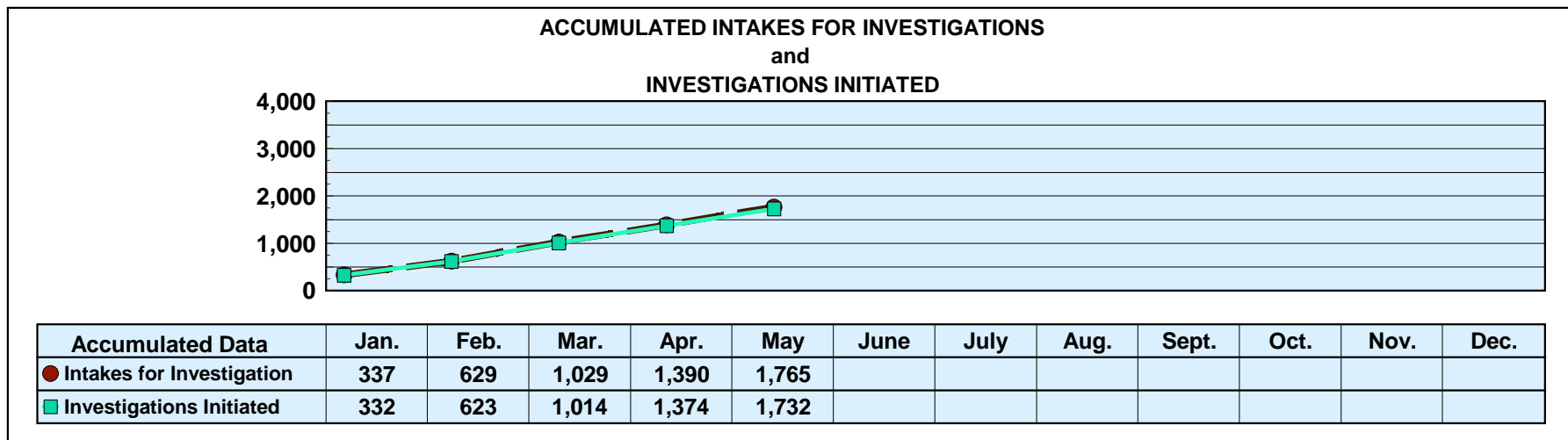
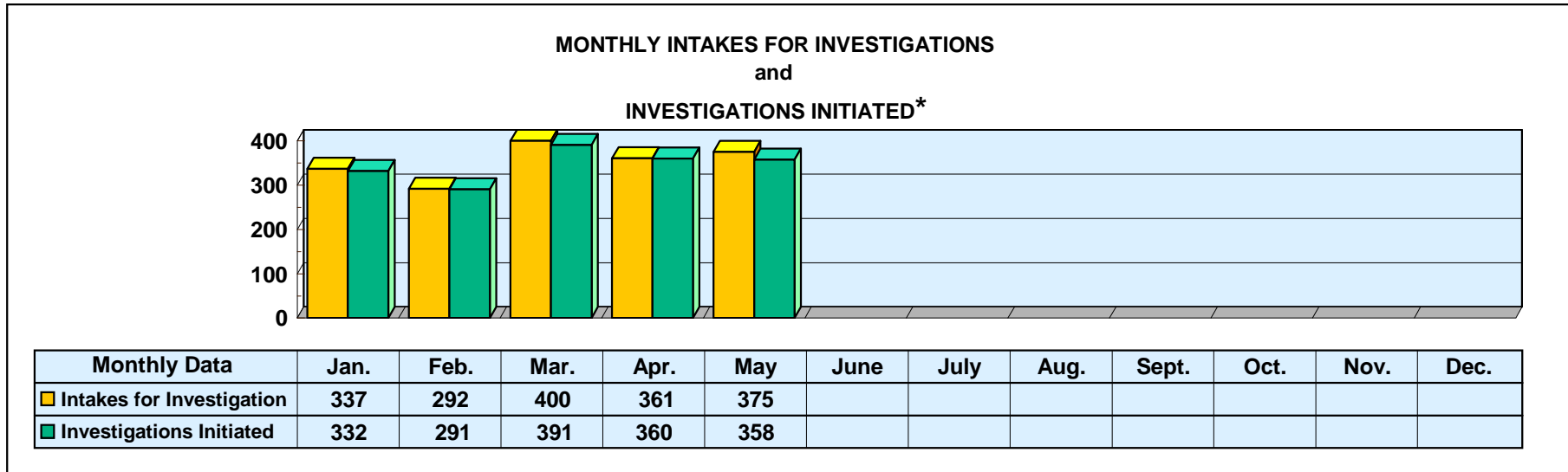


**Mississippi Department of Human Services  
Graphic Overview of Program Data**

Month: May 2021

Date Released: 07/15/2021

**Division of Aging and Adult Services  
ADULT PROTECTIVE SERVICES**



\*An approximate manual count.

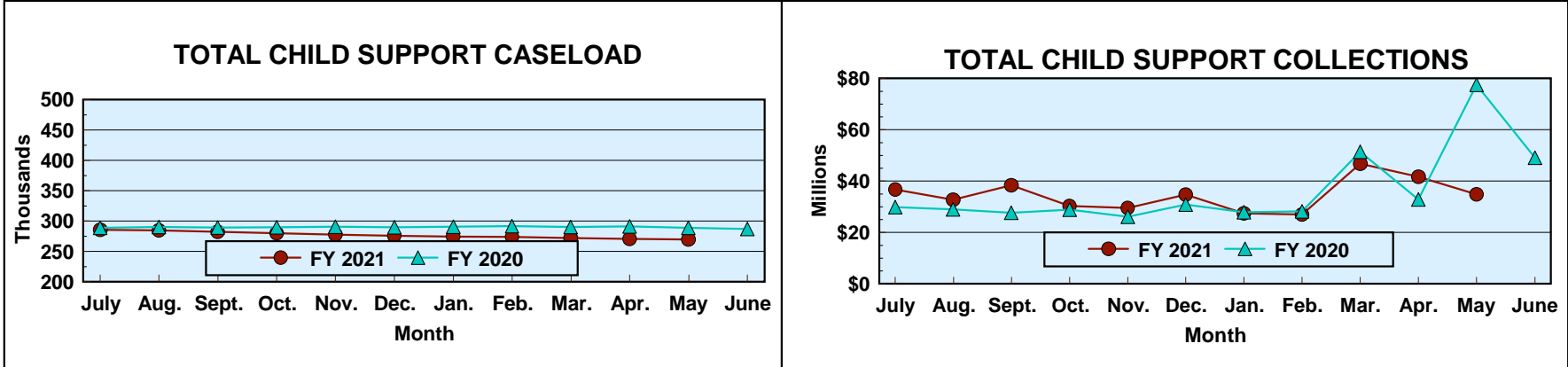
Prepared by Cost Allocation Unit, Division of Budgets and Accounting.

# Mississippi Department of Human Services Graphic Overview of Program Data

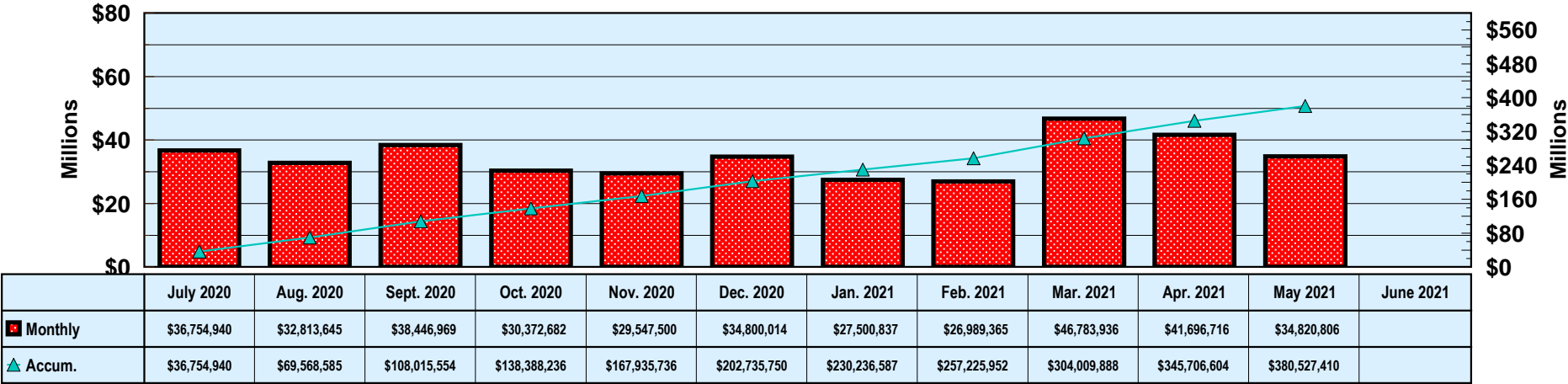
Month: May 2021

Date Released: 07/15/2021

## Division of Child Support Enforcement



### FY 2021 TOTAL COLLECTIONS (ACCUMULATED MONTHLY)



Prepared by Cost Allocation Unit, Division of Budgets and Accounting.


**Mississippi Department of Human Services  
Graphic Overview of Program Data**

Month: May 2021

Date Released: 07/15/2021

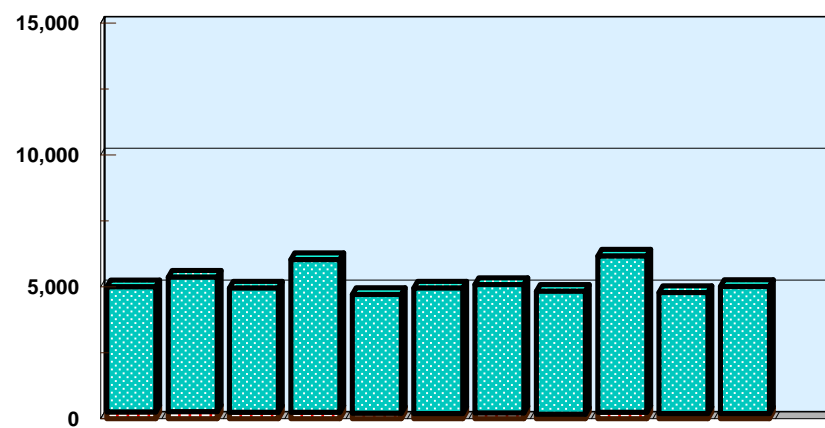
**Division of Child Support Enforcement**

**NUMBER OF CHILDREN FOR WHOM  
PATERNITY WAS ESTABLISHED**



	07/20	08/20	09/20	10/20	11/20	12/20	01/21	02/21	03/21	04/21	05/21	06/21
TANF	48	41	40	25	17	17	20	21	49	17	32	
Non-TANF	1,376	1,594	1,514	1,595	1,172	1,158	1,036	1,061	1,299	919	1,374	

**NONCUSTODIAL PARENTS LOCATED**



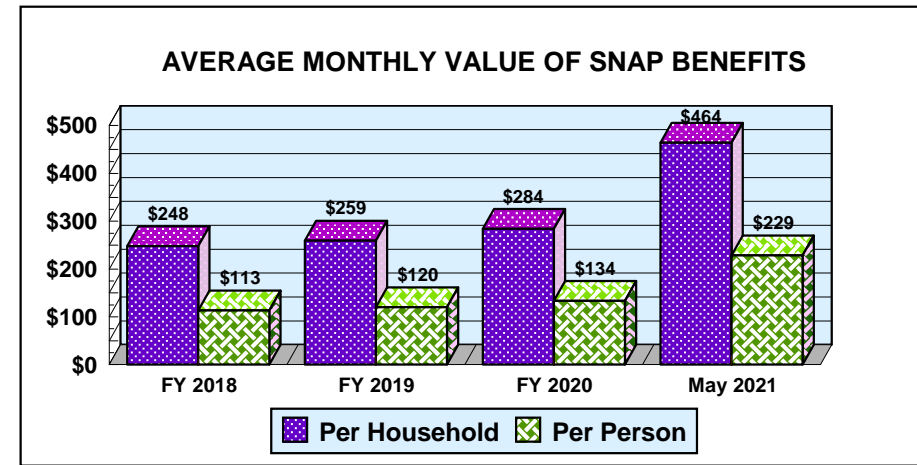
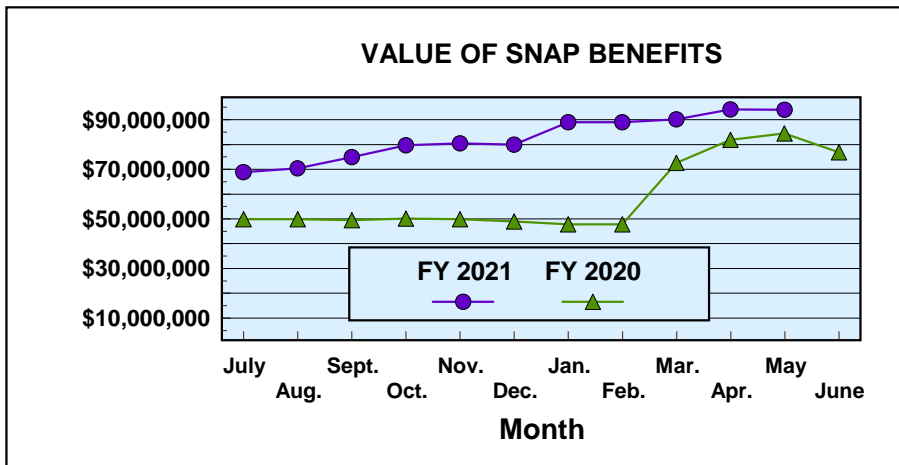
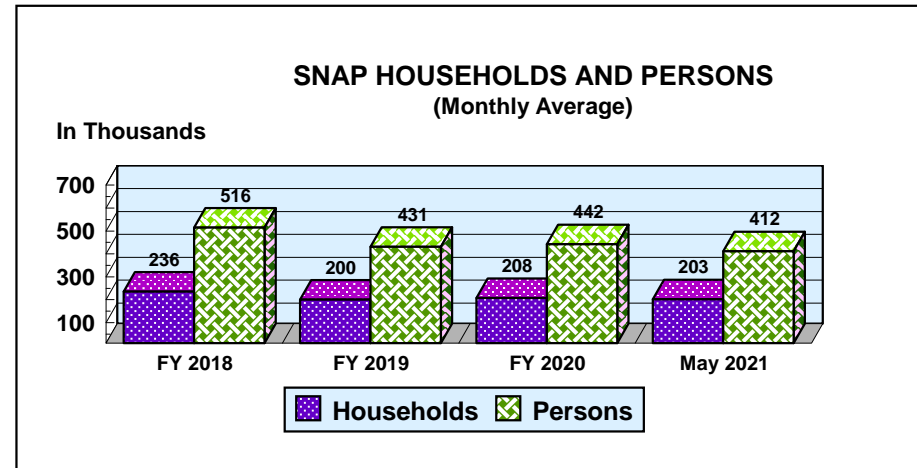
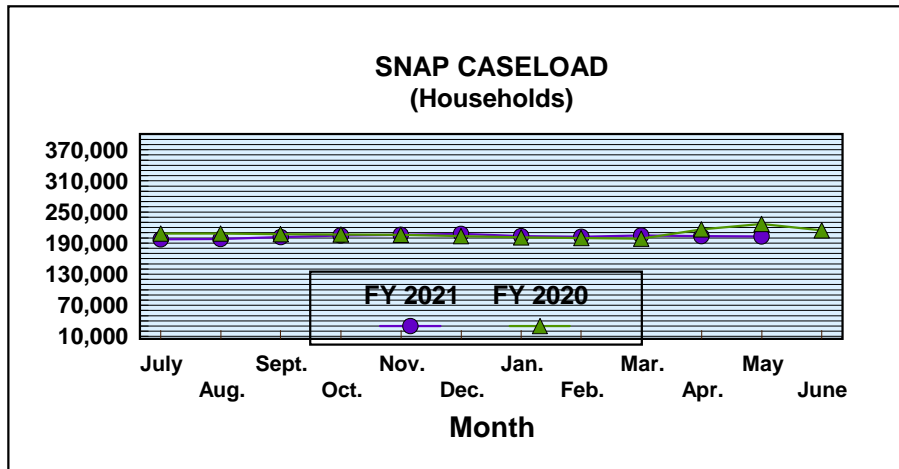
	07/20	08/20	09/20	10/20	11/20	12/20	01/21	02/21	03/21	04/21	05/21	06/21
TANF	260	279	247	243	217	196	226	181	250	206	203	
Non-TANF	4,744	5,090	4,713	5,791	4,493	4,764	4,863	4,658	5,918	4,579	4,817	

# Mississippi Department of Human Services Graphic Overview of Program Data

Month: May 2021

Date Released: 07/15/2021

## Division of Economic Assistance Eligibility Supplemental Nutrition Assistance Program (SNAP)



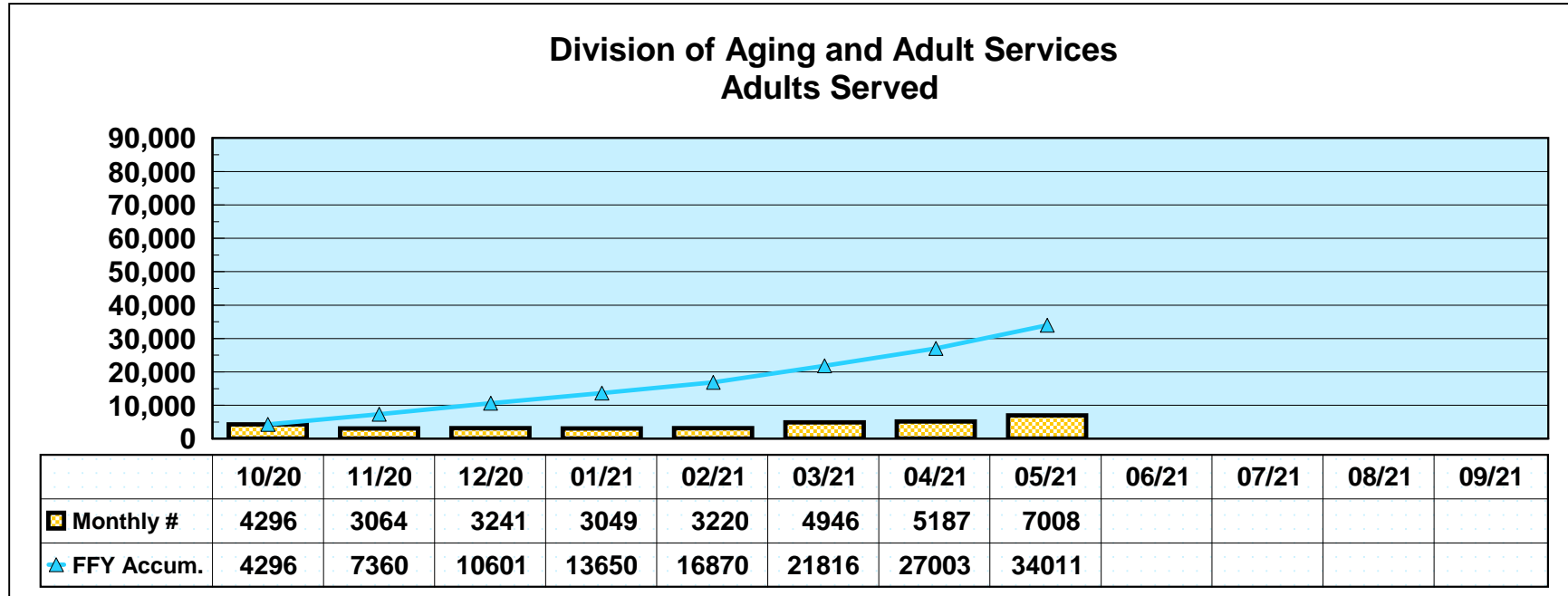
**Mississippi Department of Human Services  
Graphic Overview of Program Data**

Month: May 2021

Date Released: 07/15/2021

**Social Services Block Grant**

**NEW CLIENTS SERVED  
FEDERAL FISCAL YEAR 2021\***



\*Reflects unduplicated count of clients served monthly.

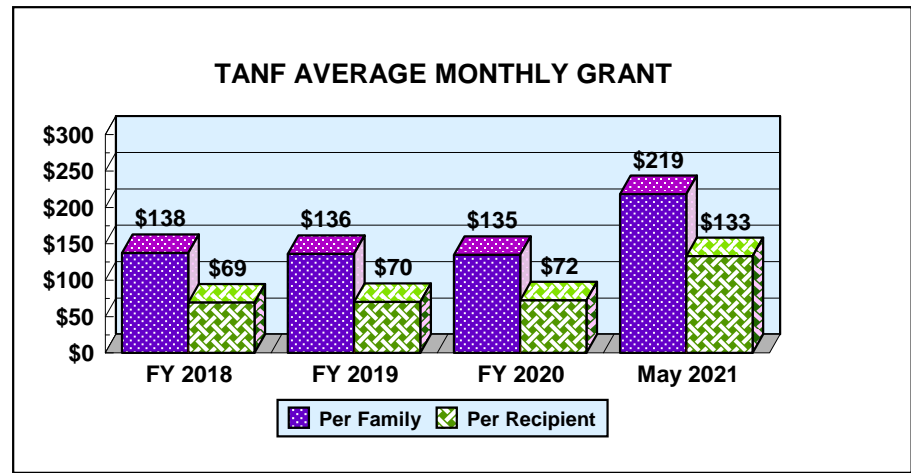
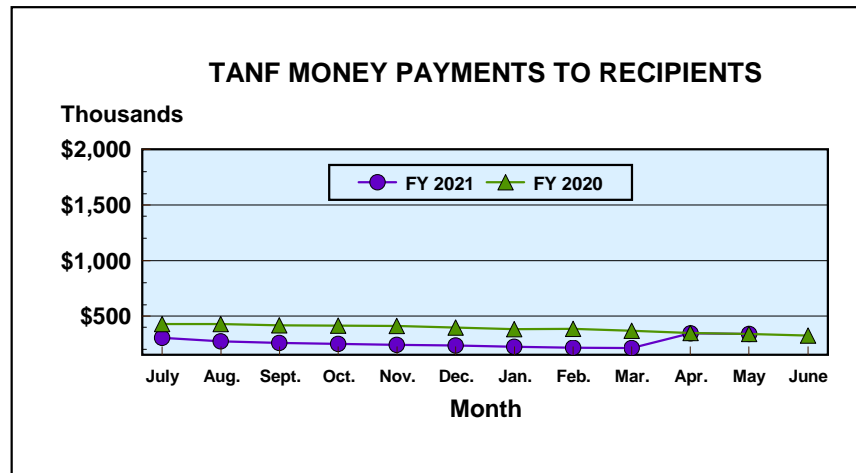
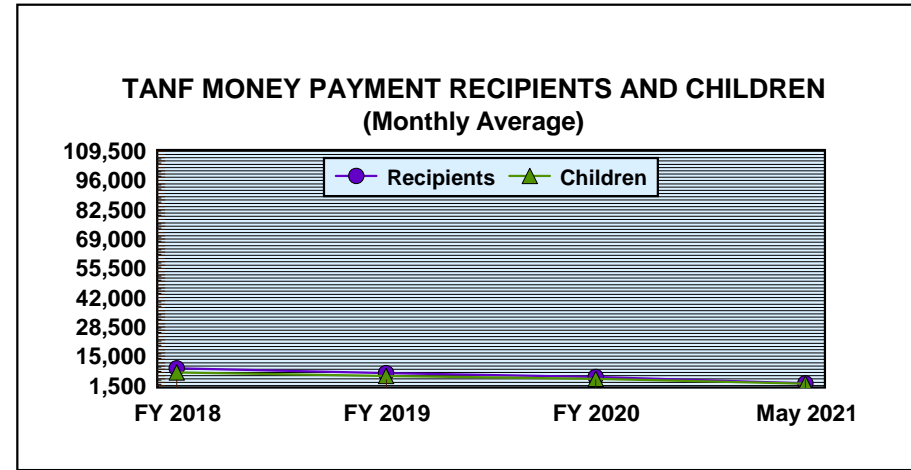
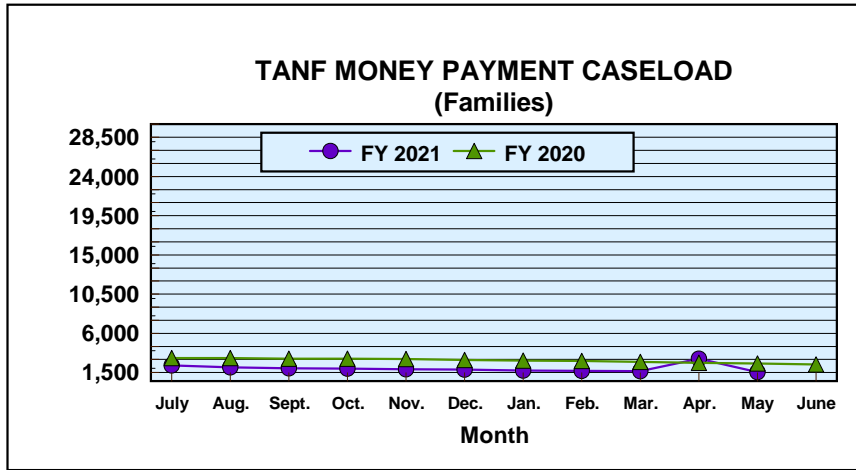
Prepared by Cost Allocation Unit, Division of Budgets and Accounting.

# Mississippi Department of Human Services Graphic Overview of Program Data

## Division of Economic Assistance Eligibility Temporary Assistance for Needy Families

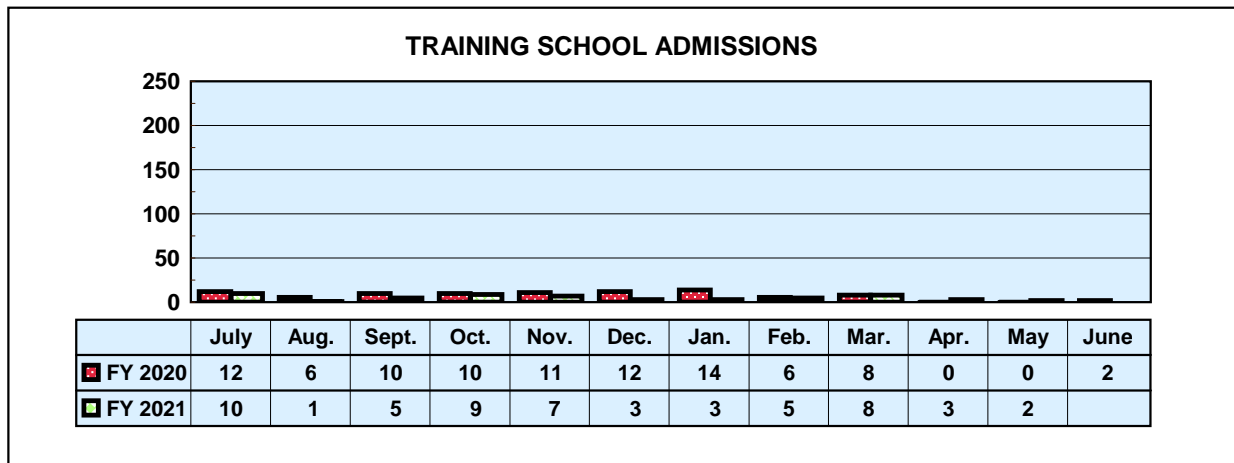
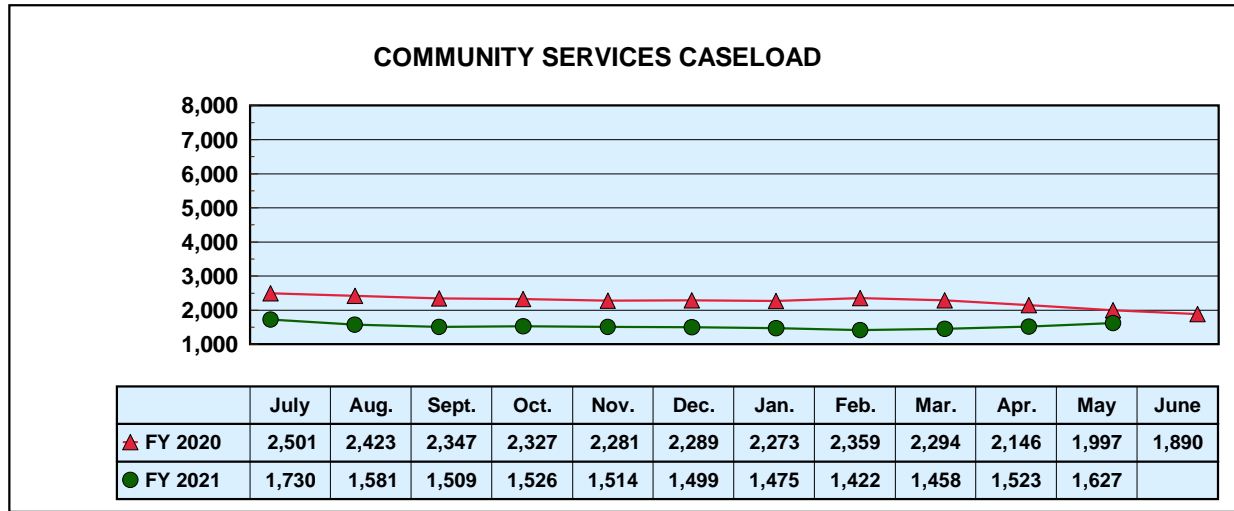
Month: May 2021

Date Released: 07/15/2021



## Mississippi Department of Human Services Graphic Overview of Program Data

### Division of Youth Services





# MONTHLY STATISTICAL REPORT

Robert G. Anderson, Executive Director

## Division of Economic Assistance Eligibility

Month: May 2021 Date Released: 07/15/2021

TEMPORARY ASSISTANCE FOR NEEDY FAMILIES <sup>1</sup>								
	MONEY PAYMENT		ONE-MONTH SUSPEND TANF	AVERAGE GRANT	Net Change From: April 2021			
	GRANT	ZERO GRANT <sup>2</sup>			GRANT	ZERO GRANT	SUSPEND TANF	AVERAGE GRANT
Families	1,555	3	4	\$218.59	(1,541)	(3)	4	\$106.99
Recipients	2,553	6	7	\$133.14	(2,455)	(3)	7	\$64.15
Adults	176	1	0		(1,499)	0	0	
Children	2,377	5	7		(956)	(3)	7	
<b>TOTAL GRANT AMOUNT</b>				\$339,914	(\$5,587)			

SUPPLEMENTAL NUTRITION ASSISTANCE PROGRAM (SNAP)				
	NUMBER	AVERAGE BENEFIT VALUE	Net Change From: April 2021	
			NUMBER	AVERAGE BENEFIT VALUE
Households	202,705	\$464.07	(518)	\$0.88
Persons	411,682	\$228.50	(591)	\$0.18
<b>BENEFIT VALUE</b>		\$94,069,627	(\$60,391)	
<b>COST PER MEAL</b>		\$2.46	(\$0.08)	

TANF AND SNAP COLLECTIONS		
	AMOUNT	Net Change From: April 2021
TANF/AFDC Overpayment Collections	\$30	(\$195)
SNAP Overissuance Collections	\$856,426	\$697,123

<sup>1</sup> Total TANF program [TANF-Basic and TANF-Unemployed Parent (UP)]. Totals include UP data: 0 cases, 0 recipients, \$0 grant amount.  
<sup>2</sup> Cases eligible for a money payment, but not legally entitled to a check because of \$10 minimum payment.

Prepared by Cost Allocation Unit, Division of Budgets and Accounting.





# MONTHLY STATISTICAL REPORT

## Division of Child Support Enforcement

Month: May 2021

Date Released: 07/15/2021

CHILD SUPPORT CASELOAD DATA		
	CASES	Net Change From: April 2021
TOTAL	270,002	(596)
TANF/Foster Care	4,556	(14)
Non-TANF	247,403	(344)
TANF/Foster Care Arrears Only	16,101	(249)
Non-IV-D	1,942	11

NONCUSTODIAL PARENTS LOCATED		
	NUMBER	Net Change From: April 2021
TOTAL	5,020	235
TANF/Foster Care Arrears Only	203	(3)
Non-TANF	4,817	238

CASES WITH COLLECTIONS		
	NUMBER	Net Change From: April 2021
TOTAL CASES	79,119	(2,778)

TOTAL CHILD SUPPORT COLLECTIONS		
	AMOUNT	Net Change From: April 2021
COLLECTED	\$34,820,806	(\$6,875,910)

Prepared by Cost Allocation Unit, Division of Budgets and Accounting.