

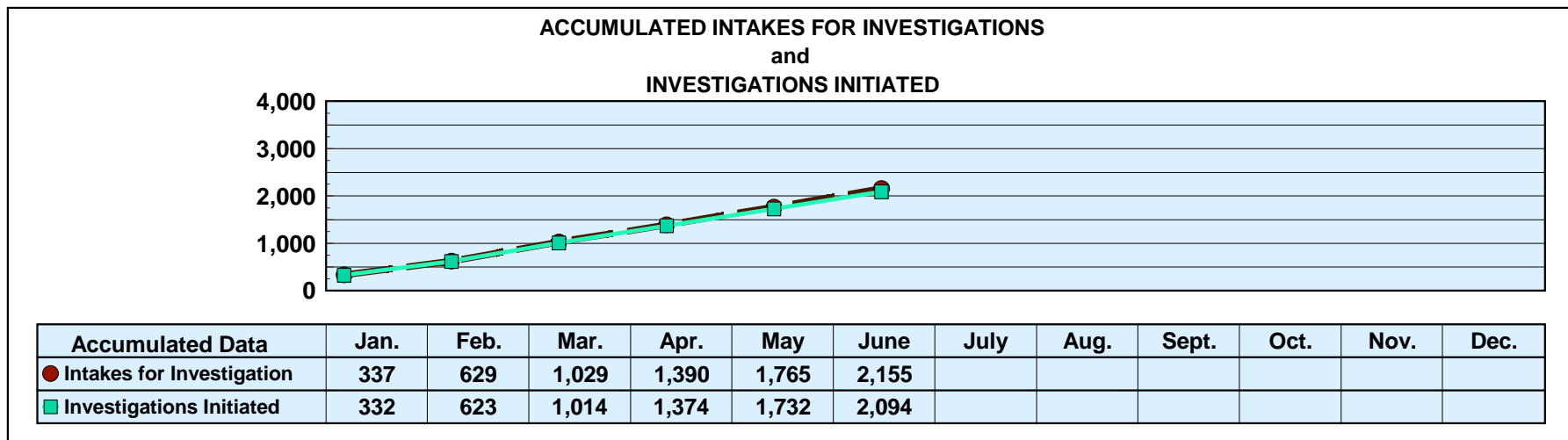
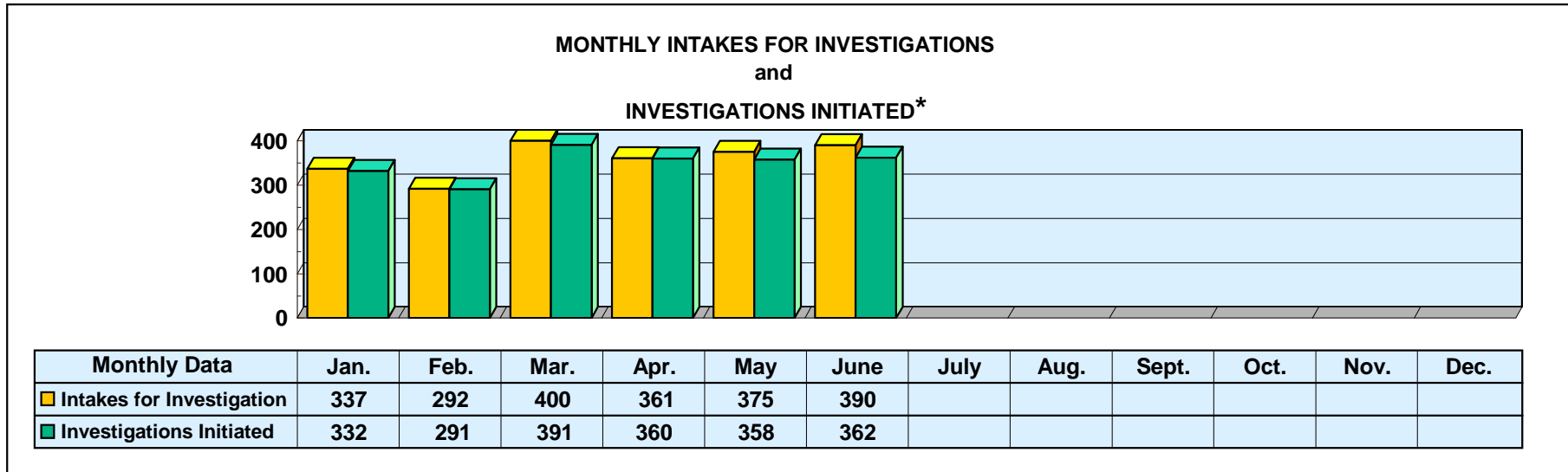
# Mississippi Department of Human Services

## Graphic Overview of Program Data

Month: June 2021

Date Released: 08/16/2021

### Division of Aging and Adult Services ADULT PROTECTIVE SERVICES



\*An approximate manual count.

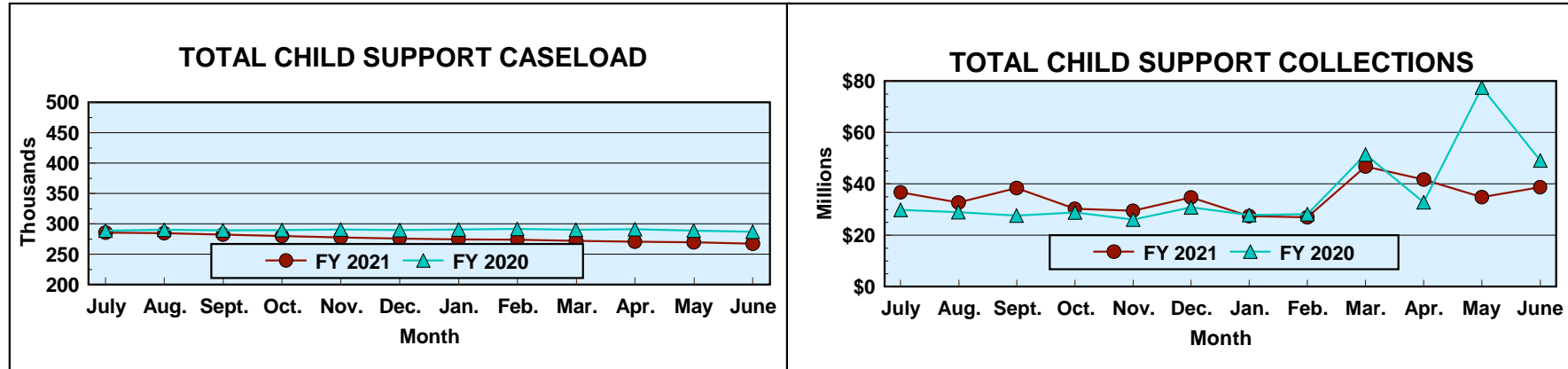
Prepared by Cost Allocation Unit, Division of Budgets and Accounting.

# Mississippi Department of Human Services Graphic Overview of Program Data

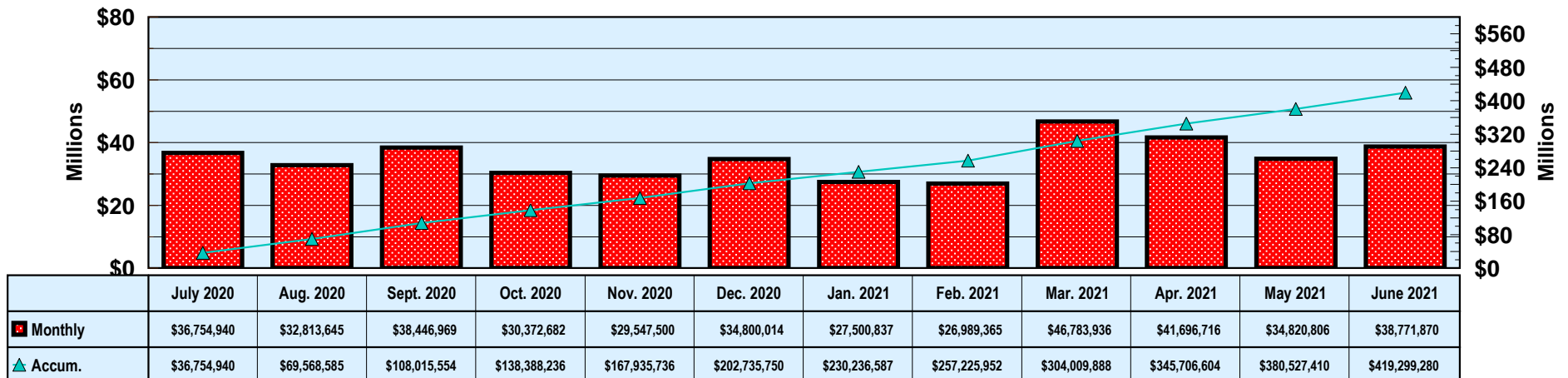
Month: June 2021

Date Released: 08/16/2021

## Division of Child Support Enforcement



### FY 2021 TOTAL COLLECTIONS (ACCUMULATED MONTHLY)



Prepared by Cost Allocation Unit, Division of Budgets and Accounting.


**Mississippi Department of Human Services  
Graphic Overview of Program Data**

Month: June 2021

Date Released: 08/16/2021

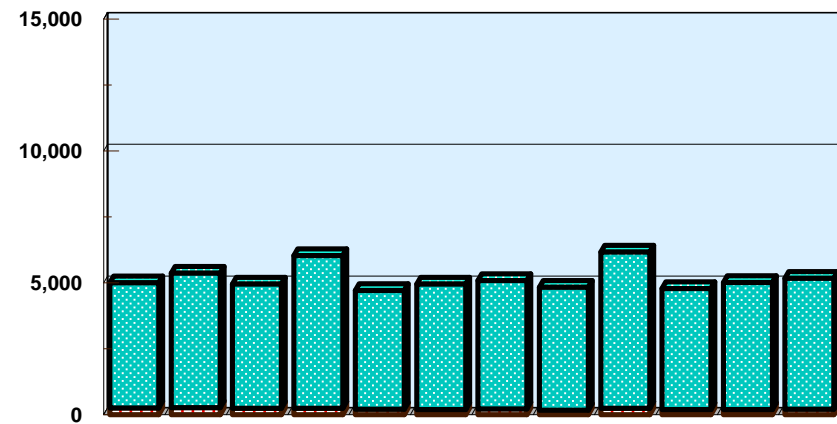
**Division of Child Support Enforcement**

**NUMBER OF CHILDREN FOR WHOM  
PATERNITY WAS ESTABLISHED**



|          | 07/20 | 08/20 | 09/20 | 10/20 | 11/20 | 12/20 | 01/21 | 02/21 | 03/21 | 04/21 | 05/21 | 06/21 |
|----------|-------|-------|-------|-------|-------|-------|-------|-------|-------|-------|-------|-------|
| TANF     | 48    | 41    | 40    | 25    | 17    | 17    | 20    | 21    | 49    | 17    | 32    | 25    |
| Non-TANF | 1,376 | 1,594 | 1,514 | 1,595 | 1,172 | 1,158 | 1,036 | 1,061 | 1,299 | 919   | 1,374 | 1,058 |

**NONCUSTODIAL PARENTS LOCATED**



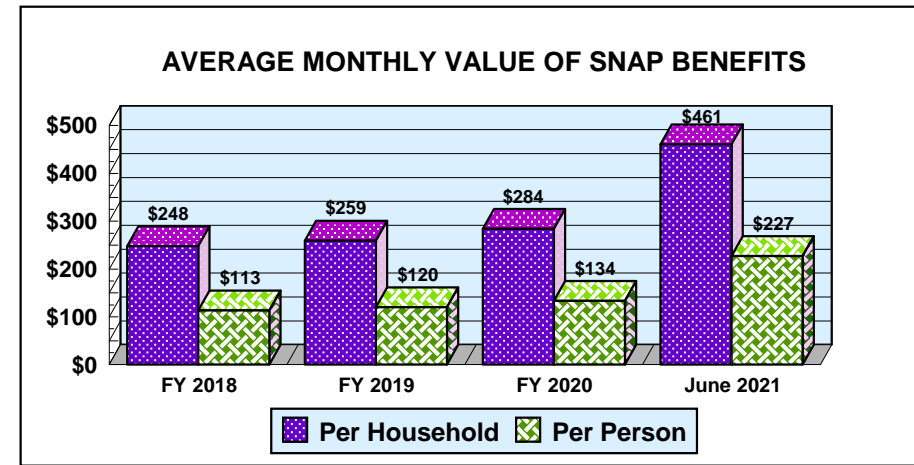
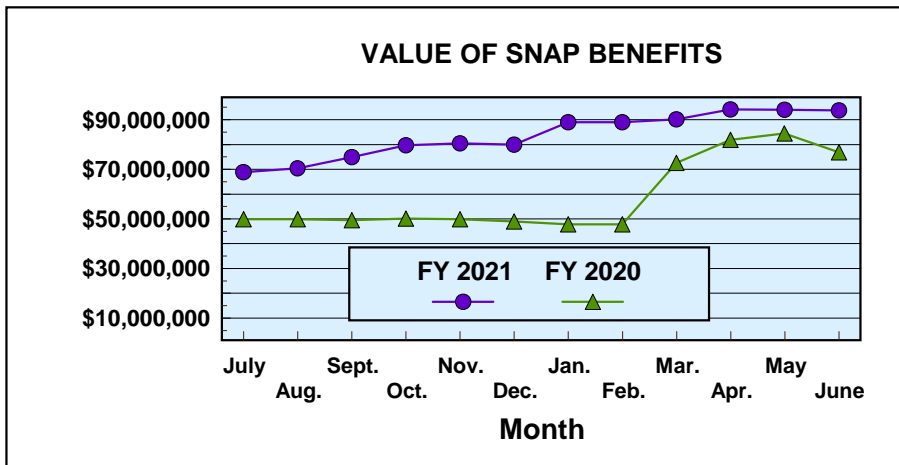
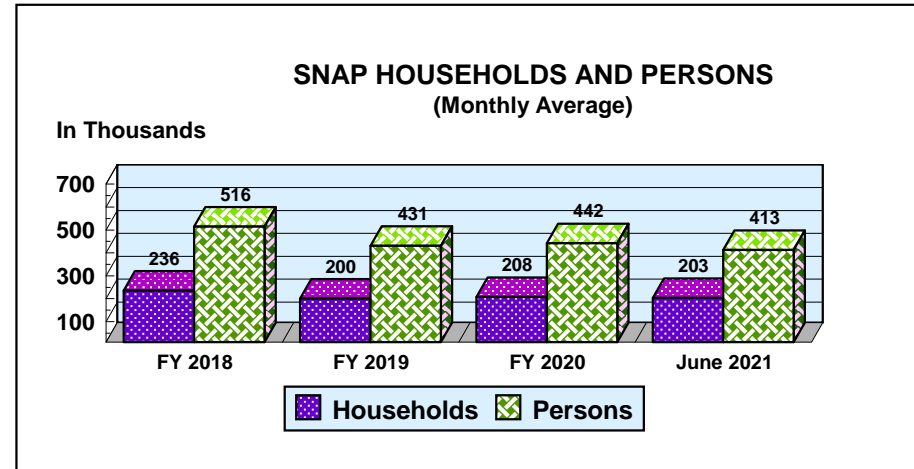
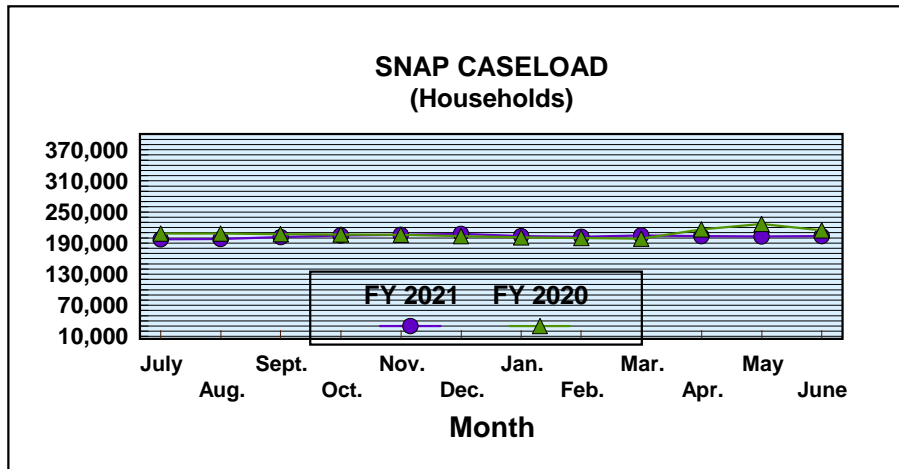
|          | 07/20 | 08/20 | 09/20 | 10/20 | 11/20 | 12/20 | 01/21 | 02/21 | 03/21 | 04/21 | 05/21 | 06/21 |
|----------|-------|-------|-------|-------|-------|-------|-------|-------|-------|-------|-------|-------|
| TANF     | 260   | 279   | 247   | 243   | 217   | 196   | 226   | 181   | 250   | 206   | 203   | 211   |
| Non-TANF | 4,744 | 5,090 | 4,713 | 5,791 | 4,493 | 4,764 | 4,863 | 4,658 | 5,918 | 4,579 | 4,817 | 4,963 |

# Mississippi Department of Human Services Graphic Overview of Program Data

Month: June 2021

Date Released: 08/16/2021

## Division of Economic Assistance Eligibility Supplemental Nutrition Assistance Program (SNAP)



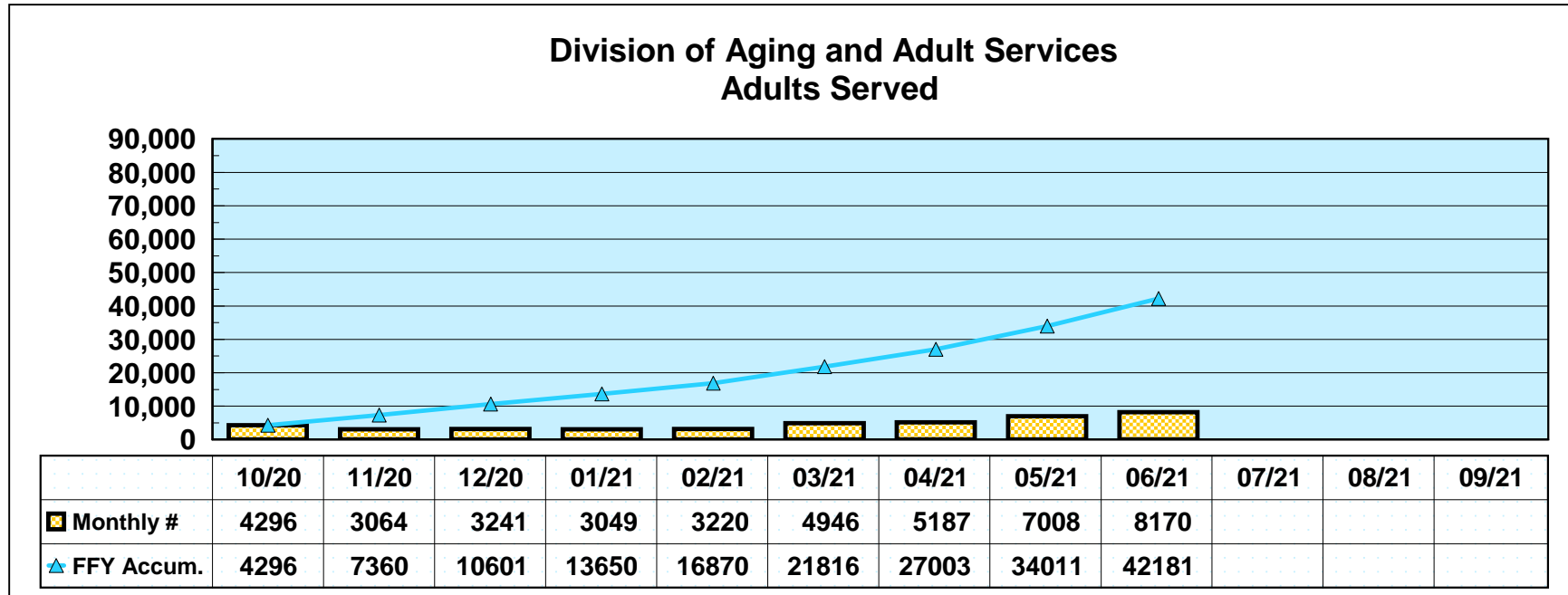
**Mississippi Department of Human Services  
Graphic Overview of Program Data**

Month: June 2021

Date Released: 08/16/2021

**Social Services Block Grant**

**NEW CLIENTS SERVED  
FEDERAL FISCAL YEAR 2021\***



\*Reflects unduplicated count of clients served monthly.

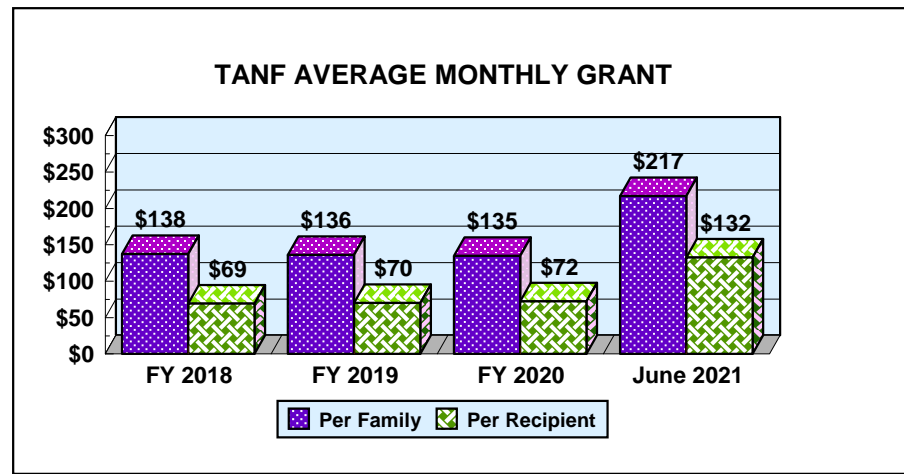
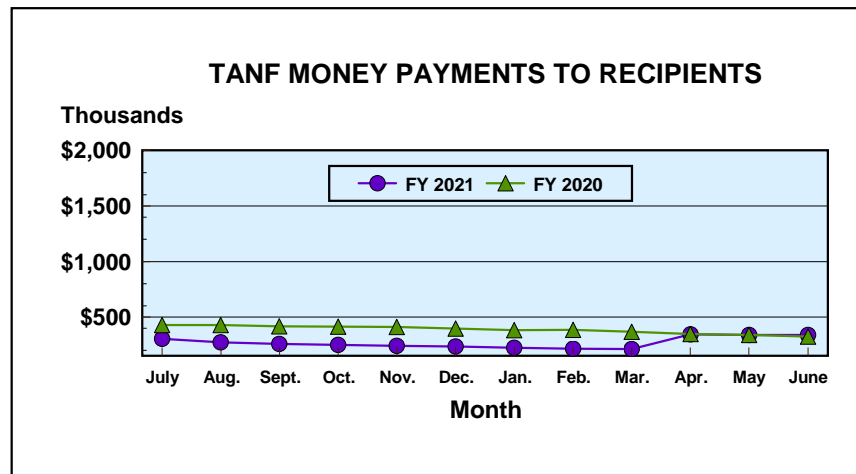
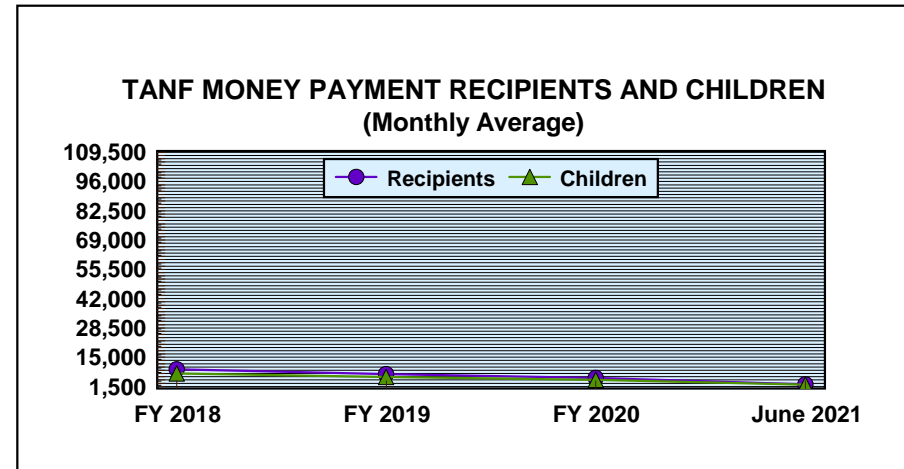
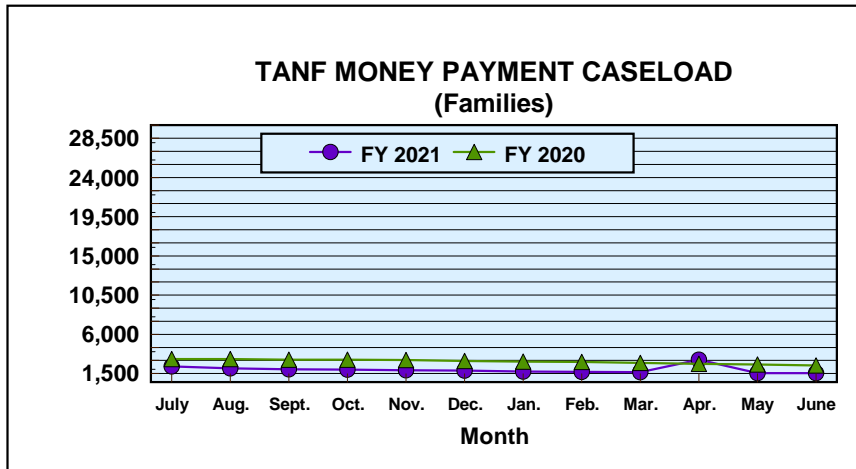
Prepared by Cost Allocation Unit, Division of Budgets and Accounting.

# Mississippi Department of Human Services Graphic Overview of Program Data

## Division of Economic Assistance Eligibility Temporary Assistance for Needy Families

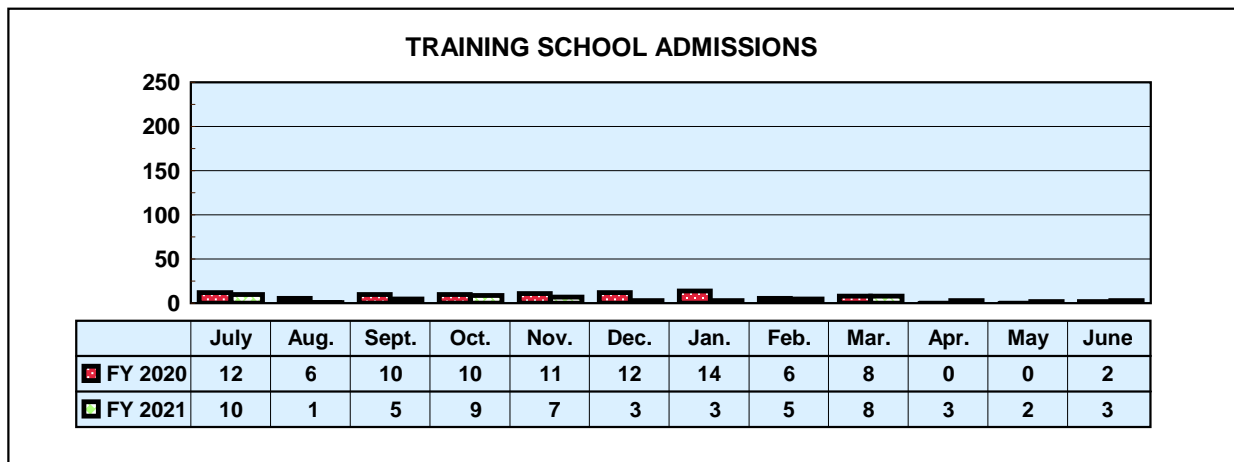
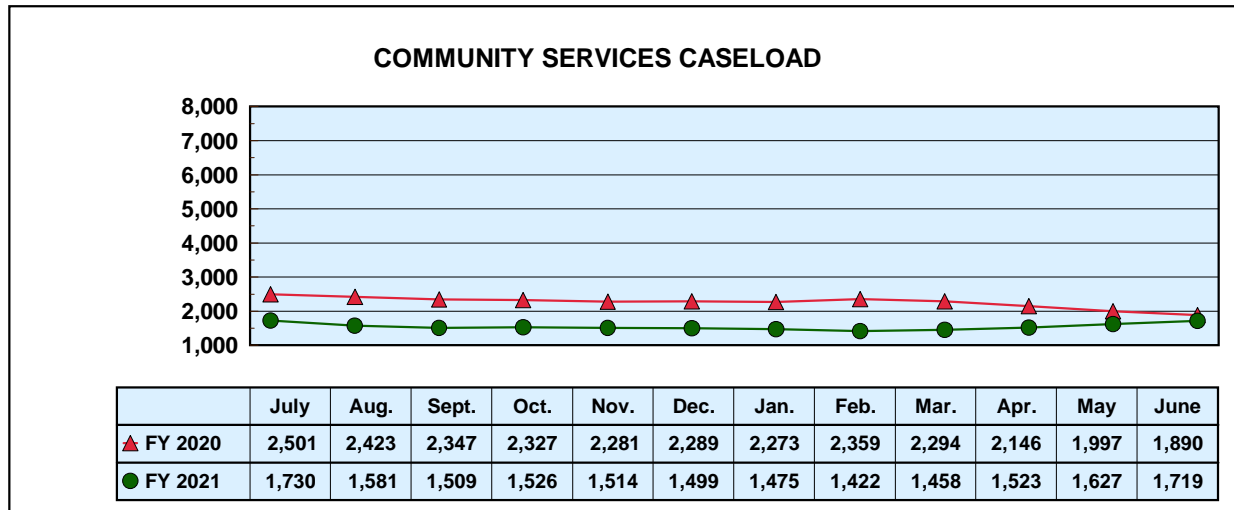
Month: June 2021

Date Released: 08/16/2021



## Mississippi Department of Human Services Graphic Overview of Program Data

### Division of Youth Services





# MONTHLY STATISTICAL REPORT

Robert G. Anderson, Executive Director

## Division of Economic Assistance Eligibility

Month: June 2021 Date Released: 08/16/2021

| TEMPORARY ASSISTANCE FOR NEEDY FAMILIES <sup>1</sup> |                  |       |                    |                              |                  |                           |       |          |                 |                  |
|--|------------------|-------|--------------------|------------------------------|------------------|---------------------------|-------|----------|-----------------|------------------|
|  | MONEY PAYMENT    |       |                    | ONE-MONTH<br>SUSPEND<br>TANF | AVERAGE<br>GRANT | Net Change From: May 2021 |       |          |                 |                  |
|  | GRANT            | ZERO  | GRANT <sup>2</sup> |                              |                  | GRANT                     | GRANT | ZERO     | SUSPEND<br>TANF | AVERAGE<br>GRANT |
|  |                  | GRANT |                    |                              |                  |                           |       | GRANT    |                 |                  |
| Families   | 1,563            | 0     | 2                  | \$217.12                     | 8                | (3)                       | (2)   | (\$1.47) |                 |                  |
| Recipients   | 2,563            | 0     | 5                  | \$132.41                     | 10               | (6)                       | (2)   | (\$0.73) |                 |                  |
| Adults   | 186              | 0     | 1                  |                              | 10               | (1)                       | 1     |          |                 |                  |
| Children   | 2,377            | 0     | 4                  |                              | 0                | (5)                       | (3)   |          |                 |                  |
| <b>TOTAL GRANT AMOUNT</b>                            | <b>\$339,365</b> |       |                    |                              | <b>(\$549)</b>   |                           |       |          |                 |                  |

| SUPPLEMENTAL NUTRITION ASSISTANCE PROGRAM (SNAP) |         |                          |                           |                          |
|--|---------|--------------------------|---------------------------|--------------------------|
|  | NUMBER  | AVERAGE<br>BENEFIT VALUE | Net Change From: May 2021 |                          |
|  |         |                          | NUMBER                    | AVERAGE<br>BENEFIT VALUE |
| Households                                       | 203,465 | \$460.77                 | 760                       | (\$3.30)                 |
| Persons  | 412,521 | \$227.26                 | 839                       | (\$1.24)                 |
| <b>BENEFIT VALUE</b>                             |         | <b>\$93,749,613</b>      |                           | <b>(\$320,014)</b>       |
| <b>COST PER MEAL</b>                             |         | <b>\$2.53</b>            |                           | <b>\$0.07</b>            |

| TANF AND SNAP COLLECTIONS         |           |                              |
|-----------------------------------|-----------|------------------------------|
|                                   | AMOUNT    | Net Change From:<br>May 2021 |
| TANF/AFDC Overpayment Collections | \$30      | \$0                          |
| SNAP Overissuance Collections     | \$429,039 | (\$427,387)                  |

<sup>1</sup> Total TANF program [TANF-Basic and TANF-Unemployed Parent (UP)]. Totals include UP data: 0 cases, 0 recipients, \$0 grant amount.

<sup>2</sup> Cases eligible for a money payment, but not legally entitled to a check because of \$10 minimum payment.

Prepared by Cost Allocation Unit, Division of Budgets and Accounting.





# MONTHLY STATISTICAL REPORT

## Division of Child Support Enforcement

Month: June 2021

Date Released: 08/16/2021

### CHILD SUPPORT CASELOAD DATA

|                               | CASES          | Net Change From:<br>May 2021 |
|-------------------------------|----------------|------------------------------|
| <b>TOTAL</b>                  | <b>267,362</b> | <b>(2,640)</b>               |
| TANF/Foster Care              | 4,443          | (113)                        |
| Non-TANF                      | 245,311        | (2,092)                      |
| TANF/Foster Care Arrears Only | 15,652         | (449)                        |
| Non-IV-D                      | 1,956          | 14                           |

### NONCUSTODIAL PARENTS LOCATED

|                               | NUMBER       | Net Change From:<br>May 2021 |
|-------------------------------|--------------|------------------------------|
| <b>TOTAL</b>                  | <b>5,174</b> | <b>154</b>                   |
| TANF/Foster Care Arrears Only | 211          | 8                            |
| Non-TANF                      | 4,963        | 146                          |

### CASES WITH COLLECTIONS

|                    | NUMBER        | Net Change From:<br>May 2021 |
|--------------------|---------------|------------------------------|
| <b>TOTAL CASES</b> | <b>78,708</b> | <b>(411)</b>                 |

### TOTAL CHILD SUPPORT COLLECTIONS

|                  | AMOUNT              | Net Change From:<br>May 2021 |
|------------------|---------------------|------------------------------|
| <b>COLLECTED</b> | <b>\$38,771,870</b> | <b>\$3,951,064</b>           |

Prepared by Cost Allocation Unit, Division of Budgets and Accounting.