

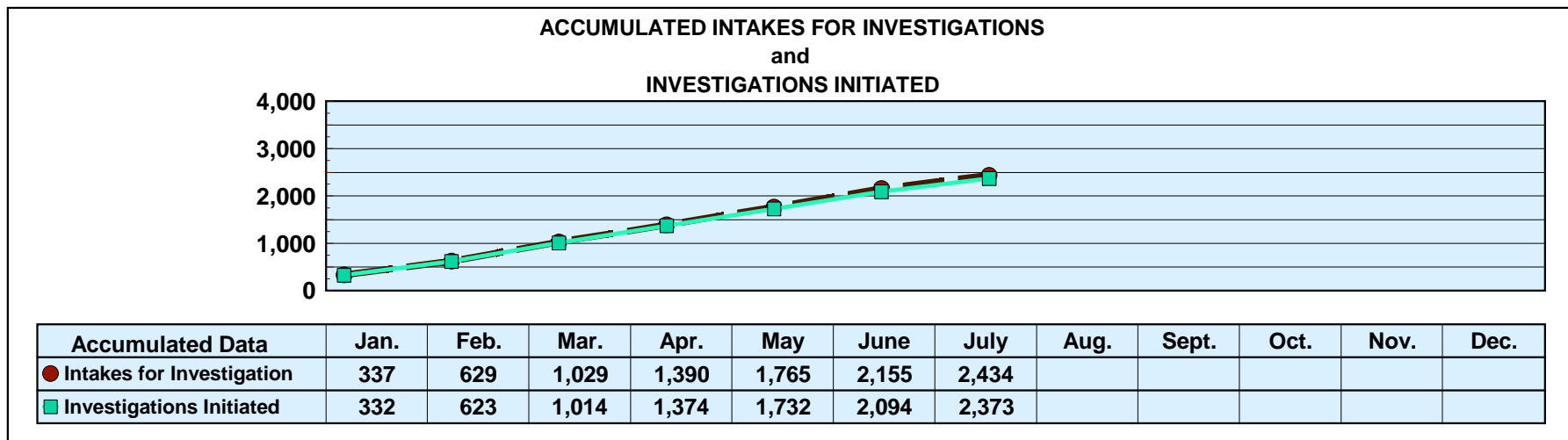
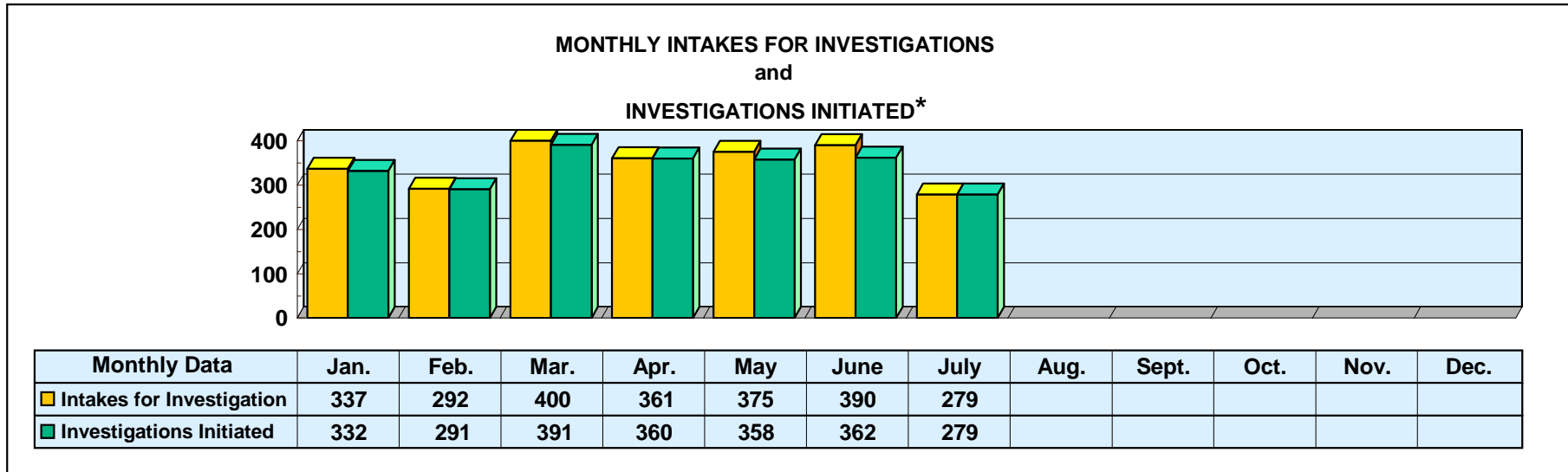
# Mississippi Department of Human Services

## Graphic Overview of Program Data

Month: July 2021

Date Released: 09/15/2021

### Division of Aging and Adult Services ADULT PROTECTIVE SERVICES



\*An approximate manual count.

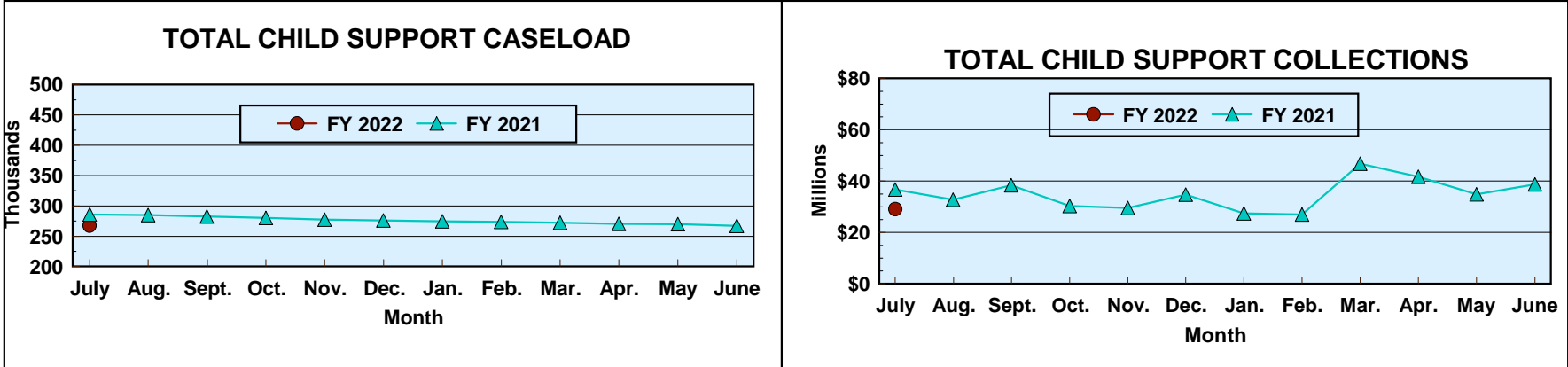
Prepared by Cost Allocation Unit, Division of Budgets and Accounting.

# Mississippi Department of Human Services Graphic Overview of Program Data

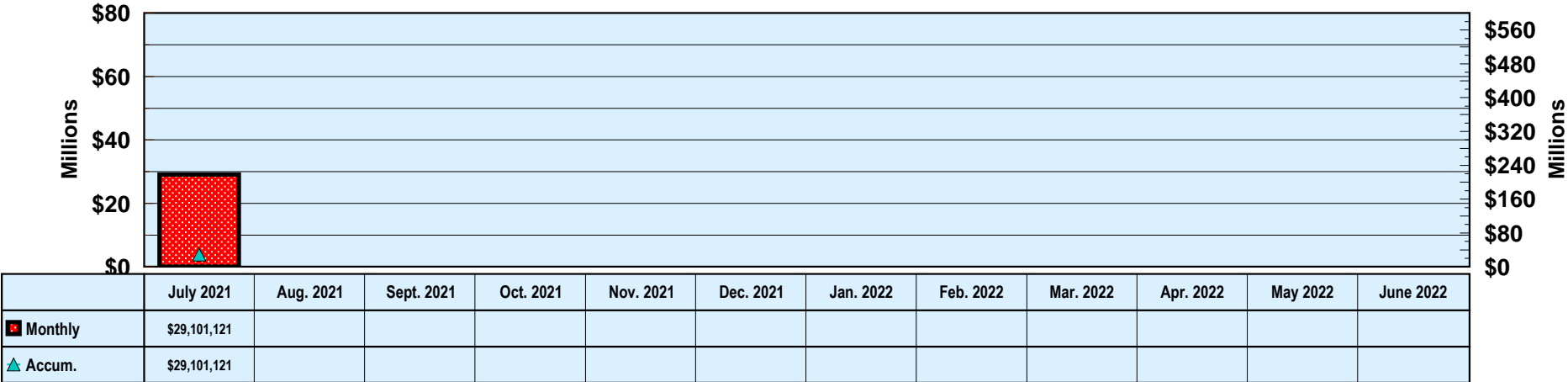
Month: July 2021

Date Released: 09/15/2021

## Division of Child Support Enforcement



### FY 2022 TOTAL COLLECTIONS (ACCUMULATED MONTHLY)



Prepared by Cost Allocation Unit, Division of Budgets and Accounting.


**Mississippi Department of Human Services  
Graphic Overview of Program Data**

Month: July 2021

Date Released: 09/15/2021


**Division of Child Support Enforcement**

**NUMBER OF CHILDREN FOR WHOM  
PATERNITY WAS ESTABLISHED**



	07/21	08/21	09/21	10/21	11/21	12/21	01/22	02/22	03/22	04/22	05/22	06/22
TANF	14											
Non-TANF	802											

**NONCUSTODIAL PARENTS LOCATED**



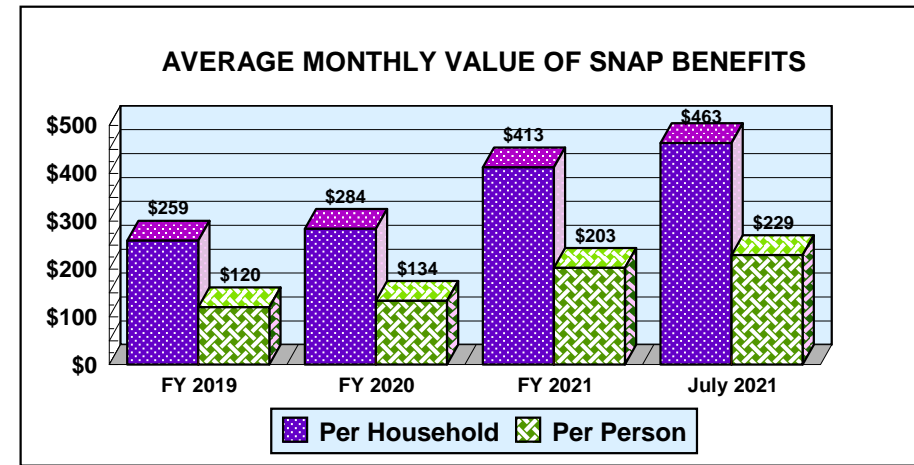
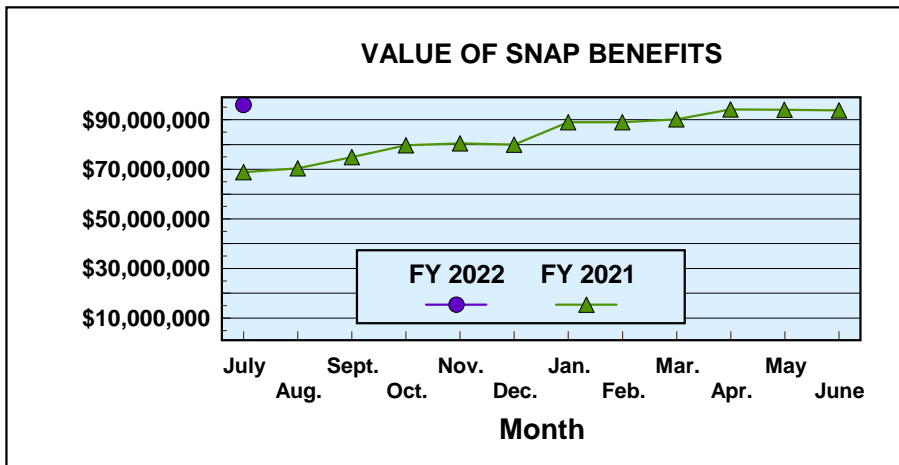
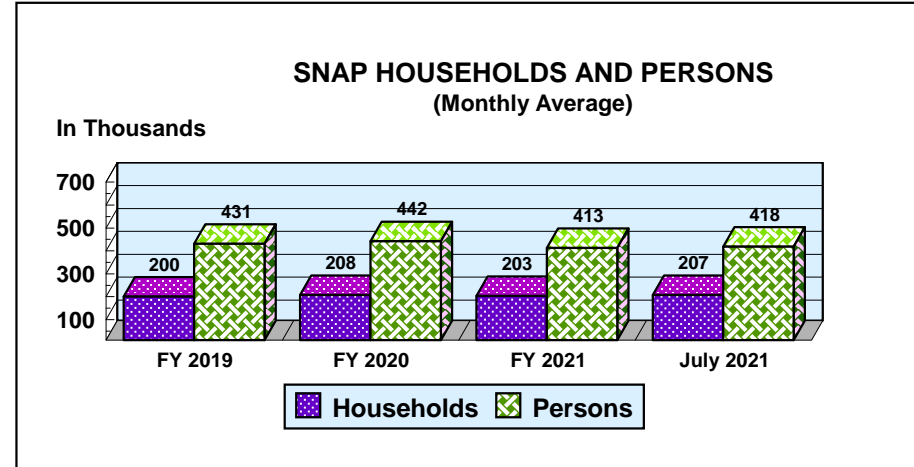
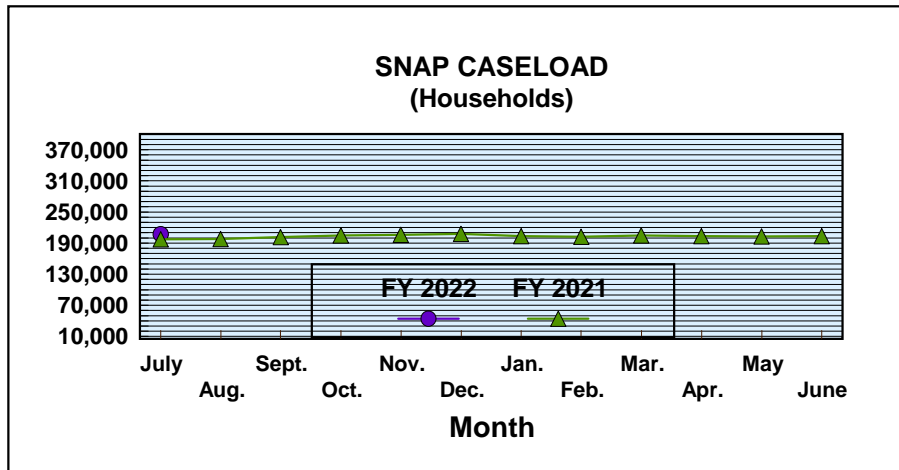
	07/21	08/21	09/21	10/21	11/21	12/21	01/22	02/22	03/22	04/22	05/22	06/22
TANF	269											
Non-TANF	5,191											

# Mississippi Department of Human Services Graphic Overview of Program Data

Month: July 2021

Date Released: 09/15/2021

## Division of Economic Assistance Eligibility Supplemental Nutrition Assistance Program (SNAP)



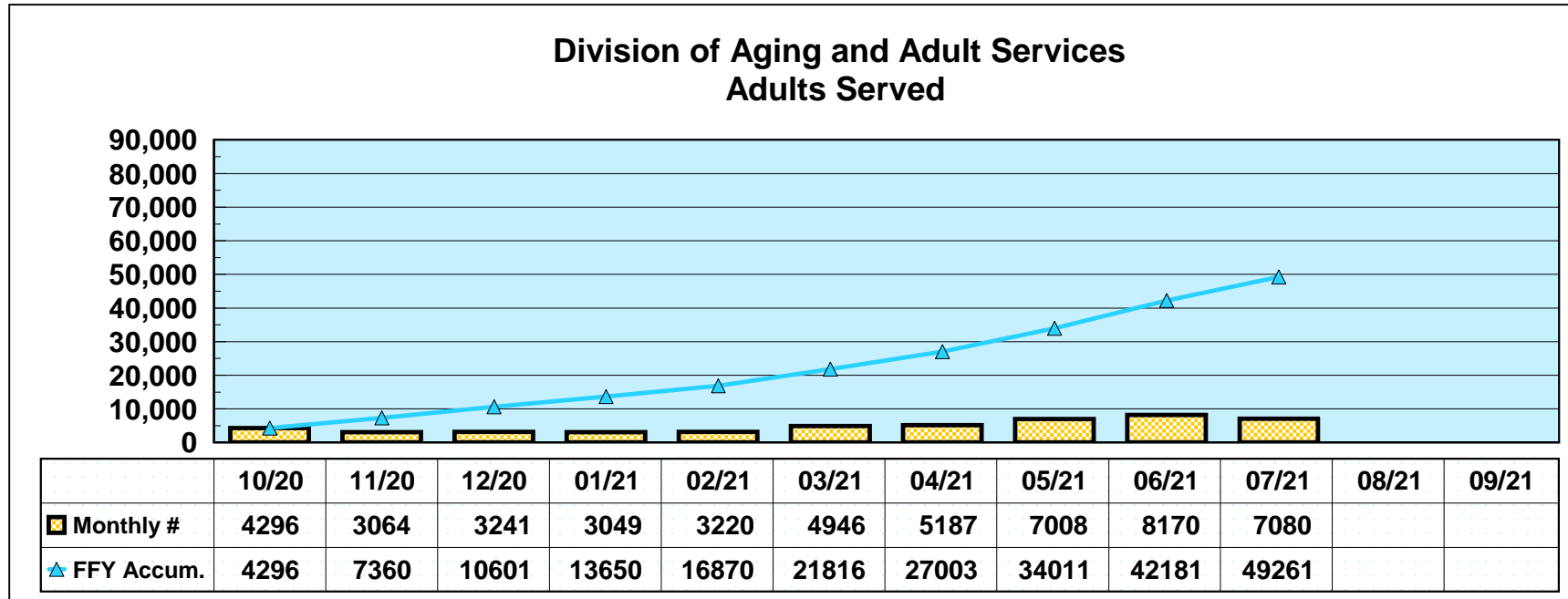
**Mississippi Department of Human Services  
Graphic Overview of Program Data**

Month: July 2021

Date Released: 09/15/2021

**Social Services Block Grant**

**NEW CLIENTS SERVED  
FEDERAL FISCAL YEAR 2021\***



\*Reflects unduplicated count of clients served monthly.

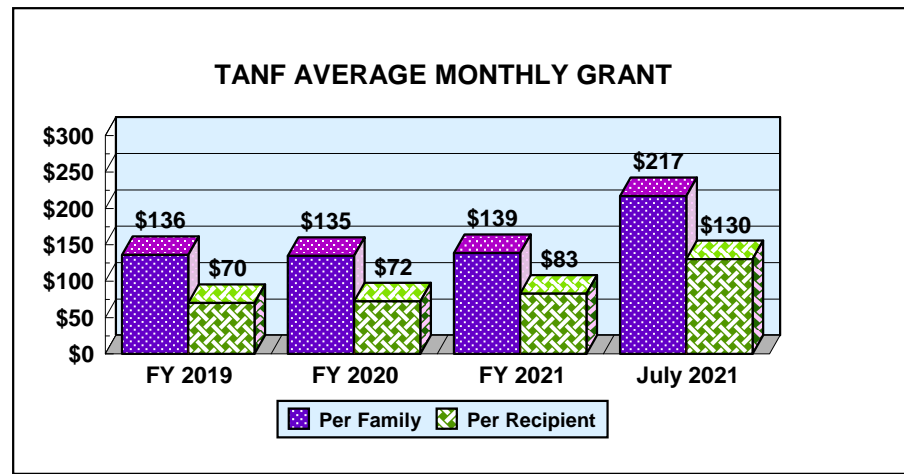
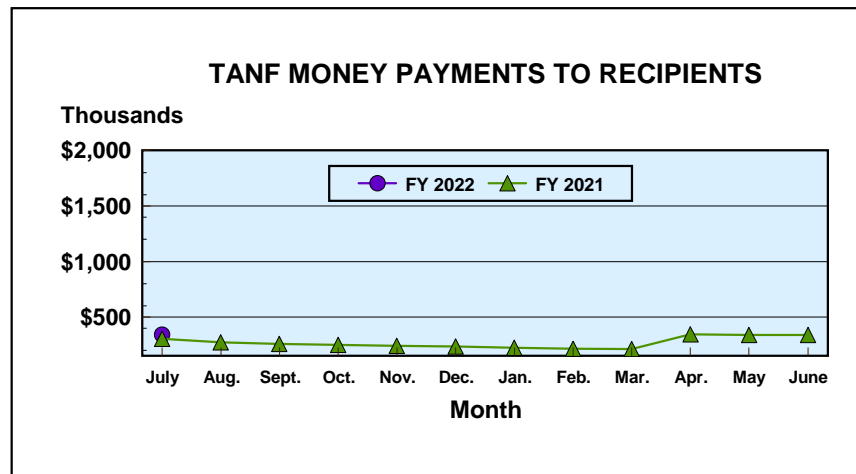
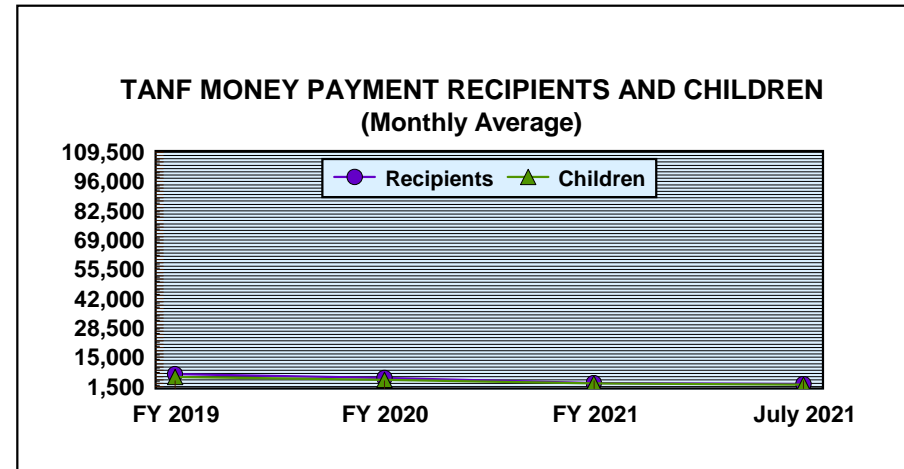
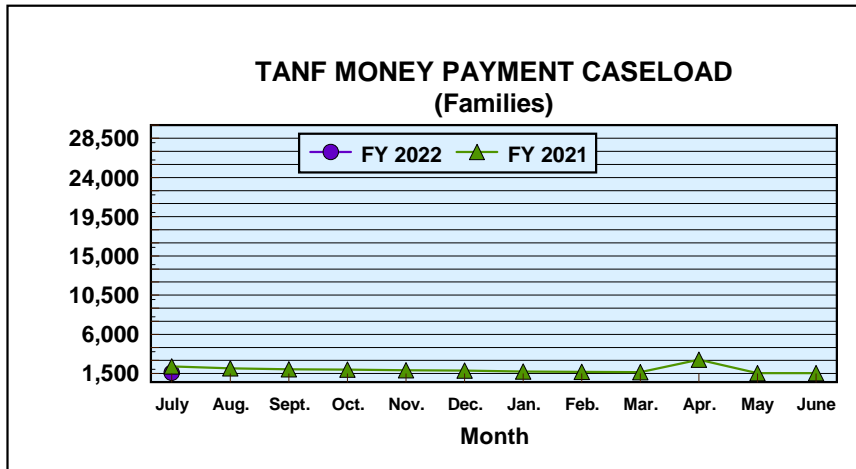
Prepared by Cost Allocation Unit, Division of Budgets and Accounting.

# Mississippi Department of Human Services Graphic Overview of Program Data

## Division of Economic Assistance Eligibility Temporary Assistance for Needy Families

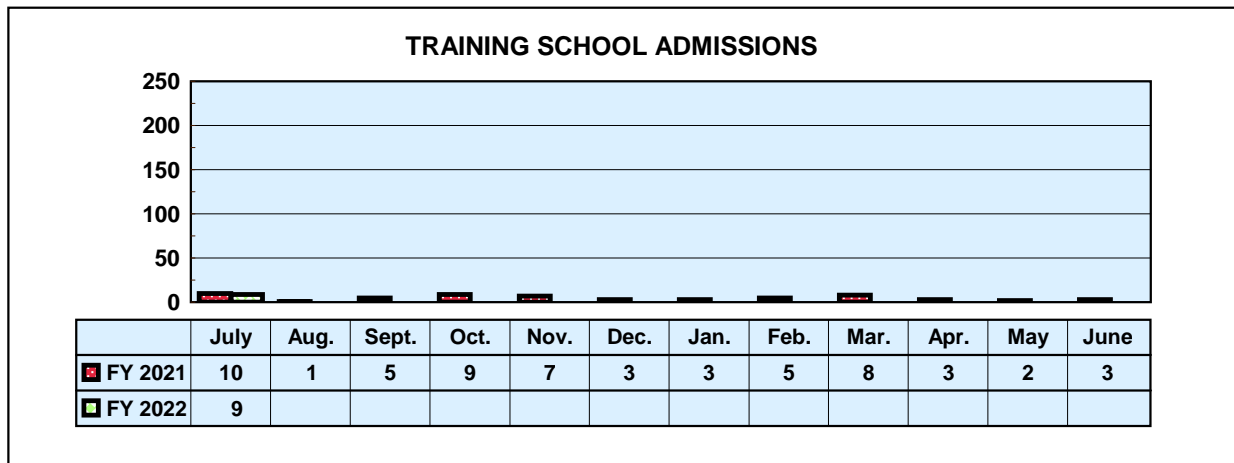
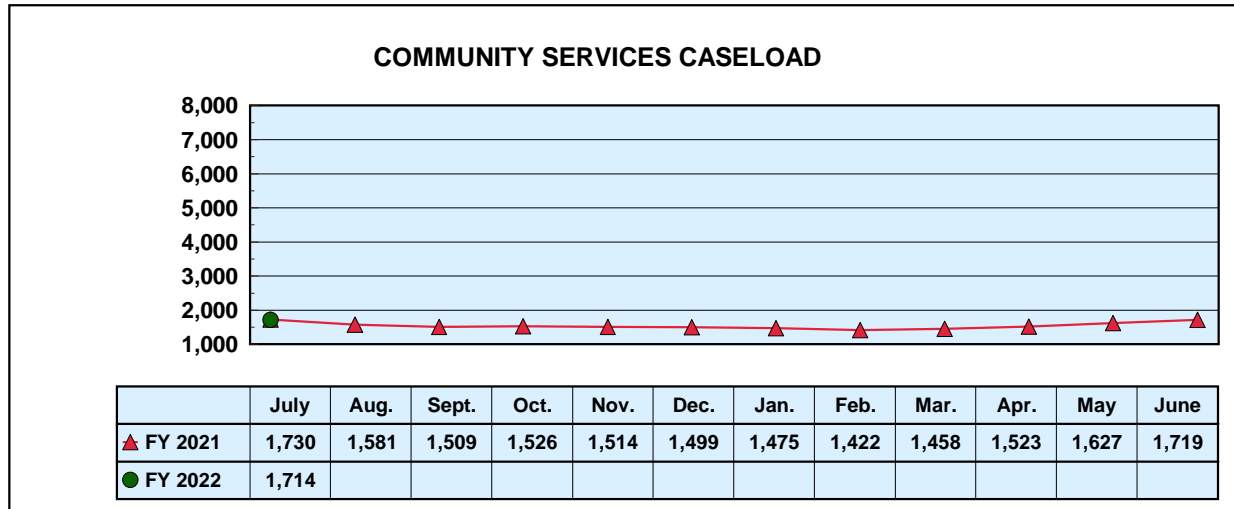
Month: July 2021

Date Released: 09/15/2021



## Mississippi Department of Human Services Graphic Overview of Program Data

### Division of Youth Services





# MONTHLY STATISTICAL REPORT

Robert G. Anderson, Executive Director

## Division of Economic Assistance Eligibility

Month: July 2021 Date Released: 09/15/2021

TEMPORARY ASSISTANCE FOR NEEDY FAMILIES <sup>1</sup>								
	MONEY PAYMENT		ONE-MONTH SUSPEND TANF	AVERAGE GRANT	Net Change From: June 2021			
	GRANT	ZERO			GRANT	GRANT	SUSPEND TANF	AVERAGE GRANT
		GRANT <sup>2</sup>						
Families	1,571	4	4	\$217.17	8	4	2	\$0.05
Recipients	2,616	7	7	\$130.42	53	7	2	(\$1.99)
Adults	211	3	1		25	3	0	
Children	2,405	4	6		28	4	2	
<b>TOTAL GRANT AMOUNT</b>				\$341,172	\$1,807			

SUPPLEMENTAL NUTRITION ASSISTANCE PROGRAM (SNAP)				
	NUMBER	AVERAGE BENEFIT VALUE	Net Change From: June 2021	
			NUMBER	AVERAGE BENEFIT VALUE
Households	207,009	\$463.47	3,544	\$2.70
Persons	418,493	\$229.26	5,972	\$2.00
<b>BENEFIT VALUE</b>	\$95,943,465		\$2,193,852	
<b>COST PER MEAL</b>	\$2.47		(\$0.06)	

TANF AND SNAP COLLECTIONS		
	AMOUNT	Net Change From: June 2021
TANF/AFDC Overpayment Collections	\$30	\$0
SNAP Overissuance Collections	\$385,860	(\$43,179)

<sup>1</sup> Total TANF program [TANF-Basic and TANF-Unemployed Parent (UP)]. Totals include UP data: 0 cases, 0 recipients, \$0 grant amount.  
<sup>2</sup> Cases eligible for a money payment, but not legally entitled to a check because of \$10 minimum payment.

Prepared by Cost Allocation Unit, Division of Budgets and Accounting.





# MONTHLY STATISTICAL REPORT

## Division of Child Support Enforcement

Month: July 2021

Date Released: 09/15/2021

### CHILD SUPPORT CASELOAD DATA

	CASES	Net Change From: June 2021
<b>TOTAL</b>	<b>267,848</b>	<b>486</b>
TANF/Foster Care	4,481	38
Non-TANF	245,908	597
TANF/Foster Care Arrears Only	15,488	(164)
Non-IV-D	1,971	15

### NONCUSTODIAL PARENTS LOCATED

	NUMBER	Net Change From: June 2021
<b>TOTAL</b>	<b>5,460</b>	<b>286</b>
TANF/Foster Care Arrears Only	269	58
Non-TANF	5,191	228

### CASES WITH COLLECTIONS

	NUMBER	Net Change From: June 2021
<b>TOTAL CASES</b>	<b>68,956</b>	<b>(9,752)</b>

### TOTAL CHILD SUPPORT COLLECTIONS

	AMOUNT	Net Change From: June 2021
<b>COLLECTED</b>	<b>\$29,101,121</b>	<b>(\$9,670,749)</b>

Prepared by Cost Allocation Unit, Division of Budgets and Accounting.