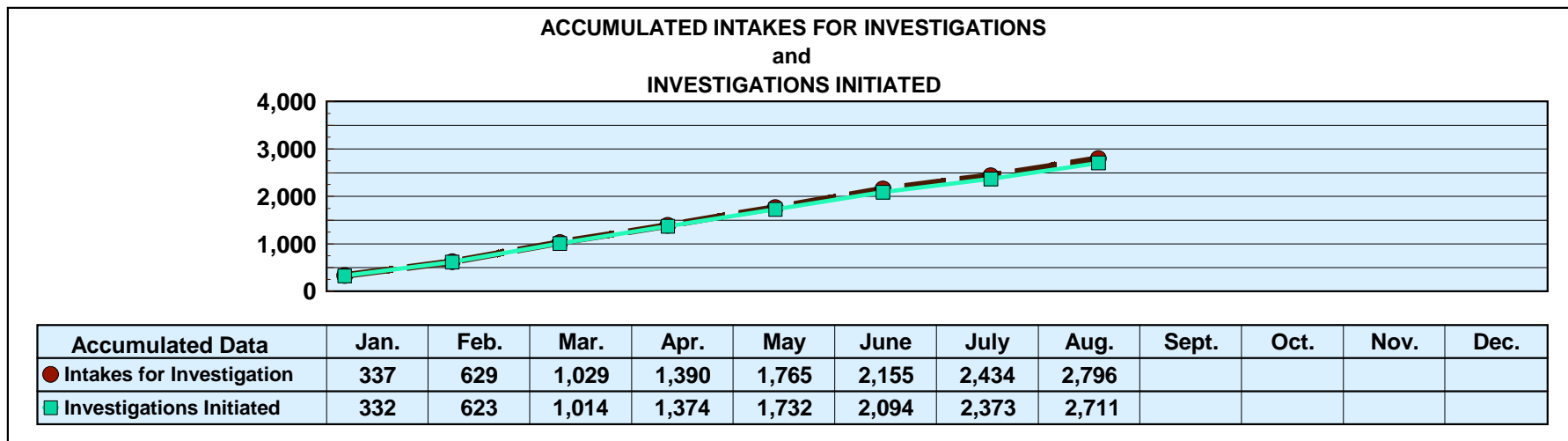
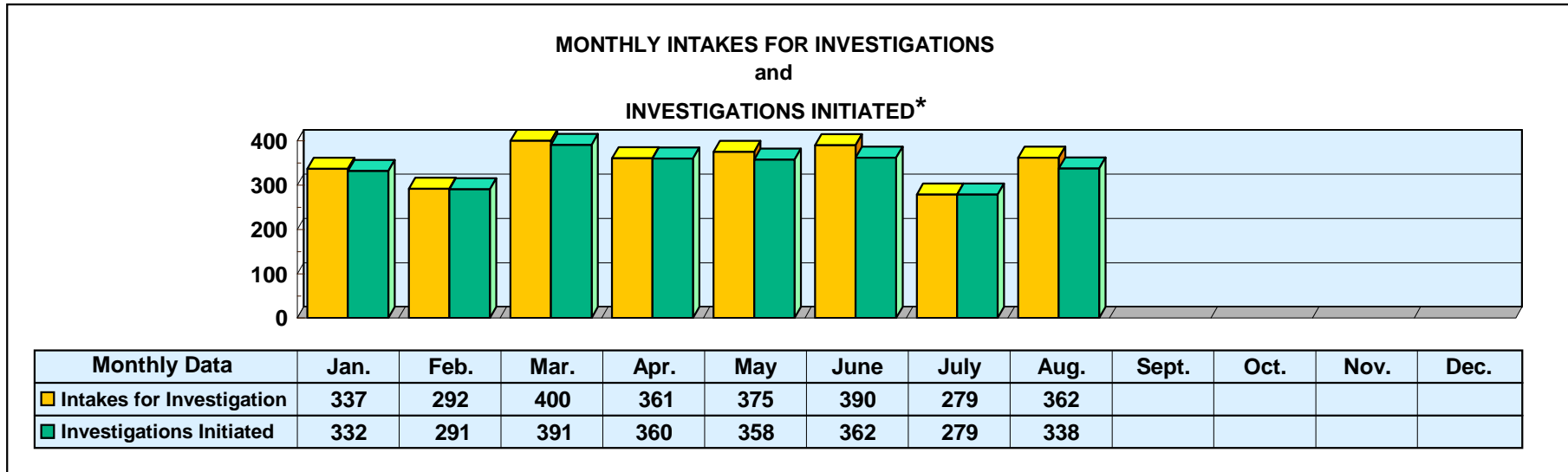


## Mississippi Department of Human Services Graphic Overview of Program Data

Month: August 2021

Date Released: 10/15/2021

### Division of Aging and Adult Services ADULT PROTECTIVE SERVICES



\*An approximate manual count.

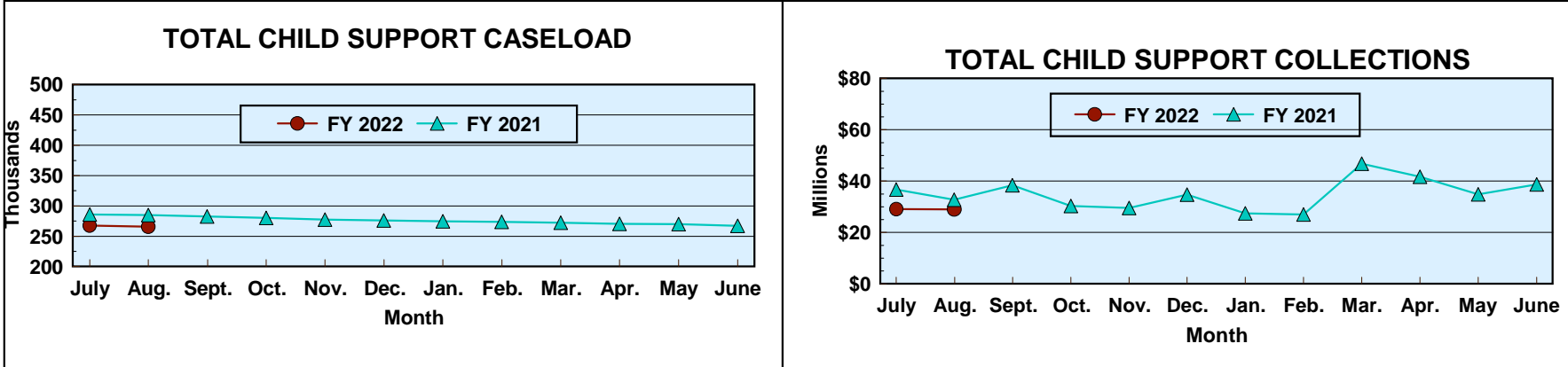
Prepared by Cost Allocation Unit, Division of Budgets and Accounting.

# Mississippi Department of Human Services Graphic Overview of Program Data

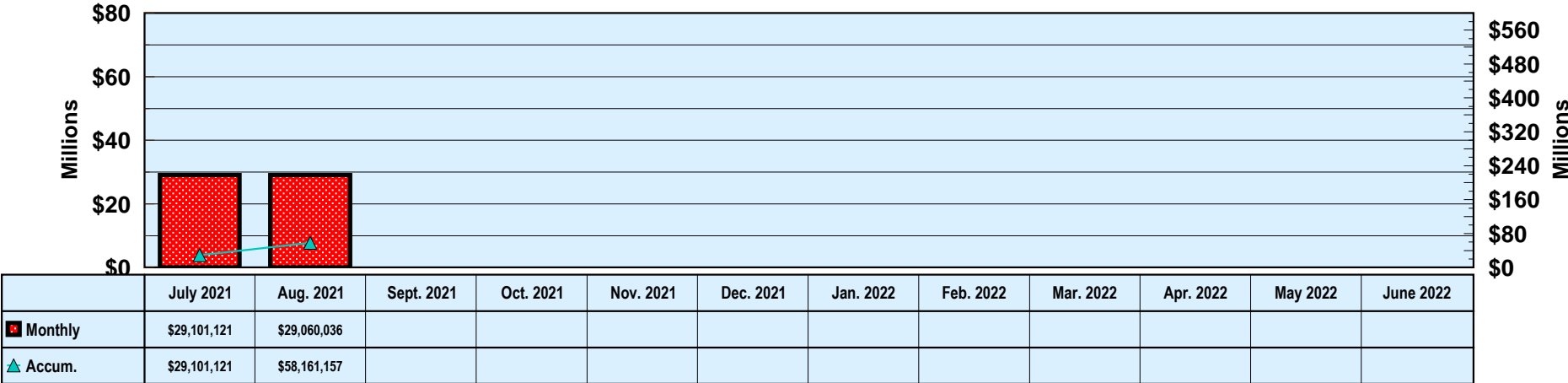
Month: August 2021

Date Released: 10/15/2021

## Division of Child Support Enforcement



### FY 2022 TOTAL COLLECTIONS (ACCUMULATED MONTHLY)



Prepared by Cost Allocation Unit, Division of Budgets and Accounting.


**Mississippi Department of Human Services  
Graphic Overview of Program Data**

Month: August 2021

Date Released: 10/15/2021

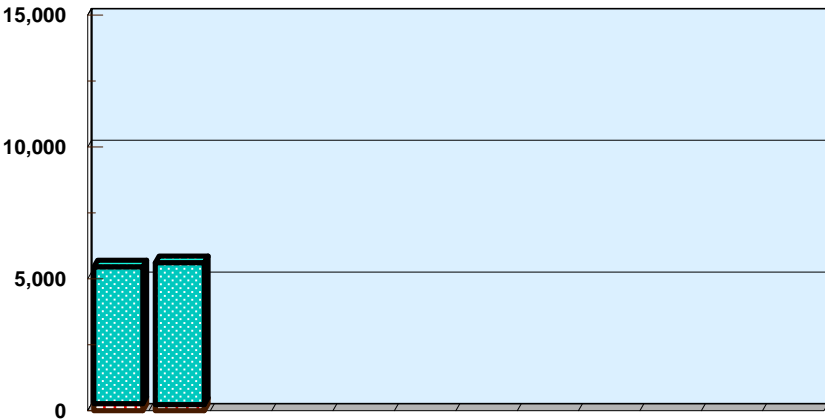
**Division of Child Support Enforcement**

**NUMBER OF CHILDREN FOR WHOM  
PATERNITY WAS ESTABLISHED**



	07/21	08/21	09/21	10/21	11/21	12/21	01/22	02/22	03/22	04/22	05/22	06/22
TANF	14	31										
Non-TANF	802	1,213										

**NONCUSTODIAL PARENTS LOCATED**



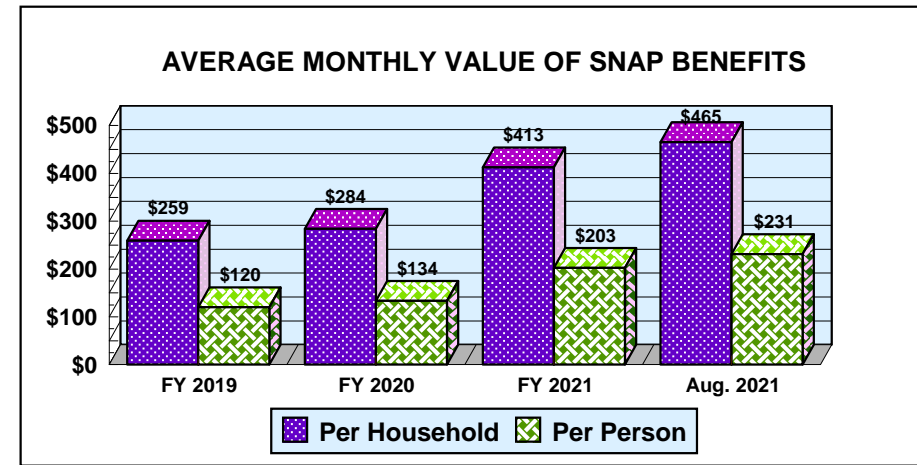
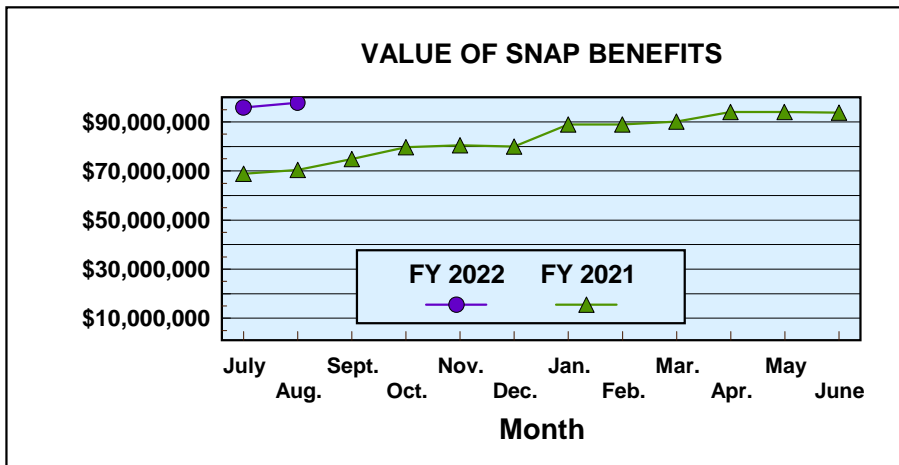
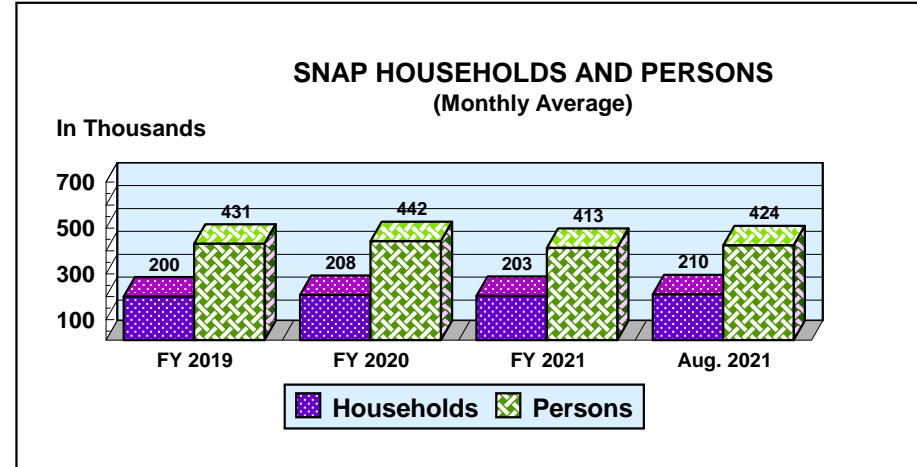
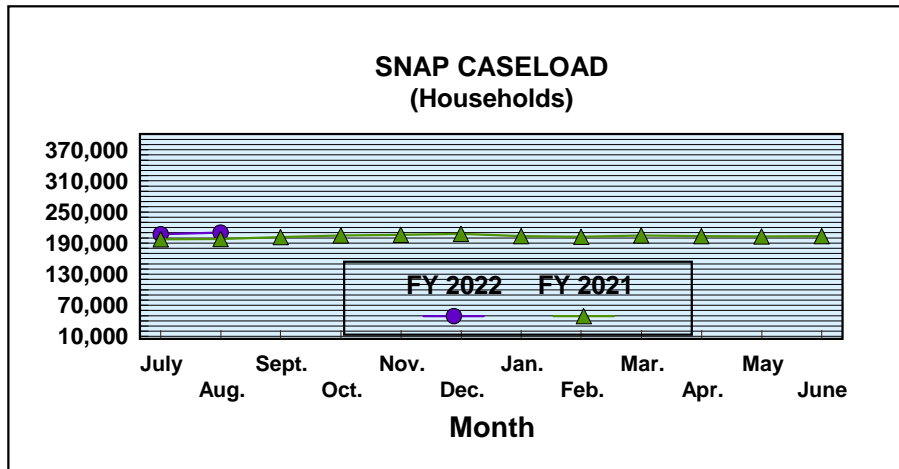
	07/21	08/21	09/21	10/21	11/21	12/21	01/22	02/22	03/22	04/22	05/22	06/22
TANF	269	235										
Non-TANF	5,191	5,379										

# Mississippi Department of Human Services Graphic Overview of Program Data

Month: August 2021

Date Released: 10/15/2021

## Division of Economic Assistance Eligibility Supplemental Nutrition Assistance Program (SNAP)



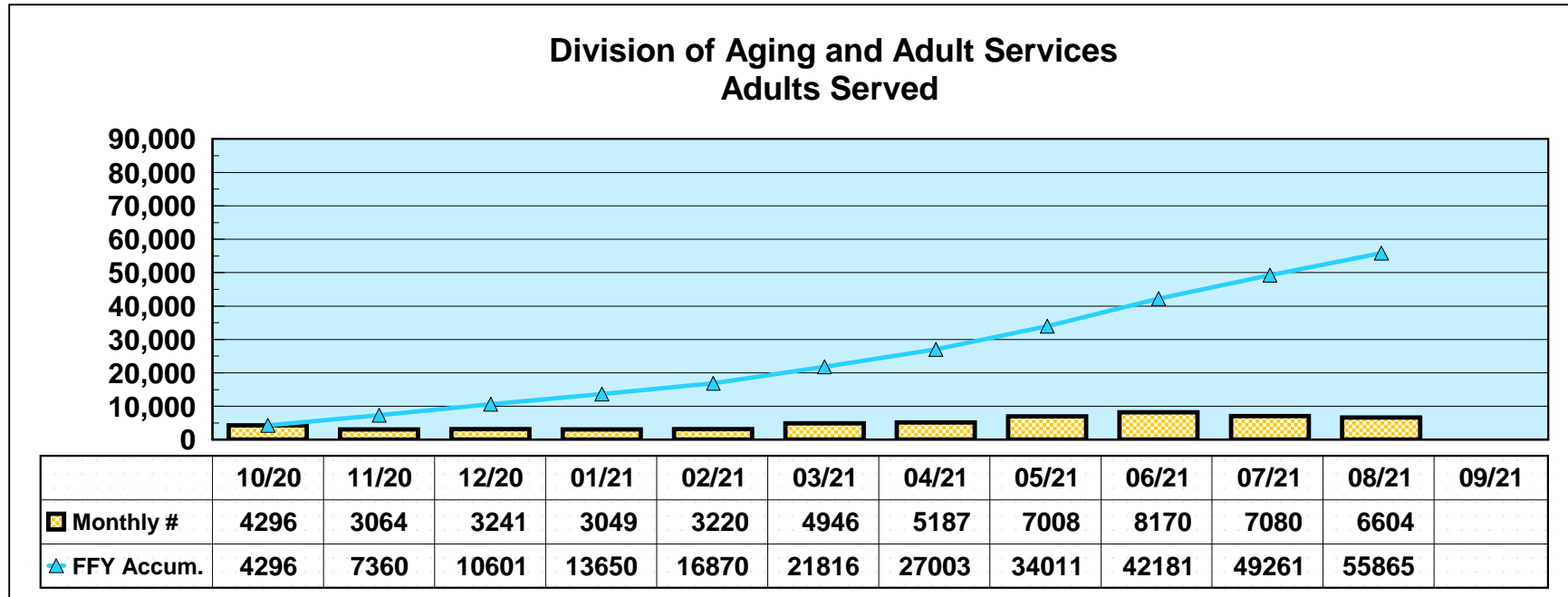
**Mississippi Department of Human Services  
Graphic Overview of Program Data**

Month: August 2021

Date Released: 10/15/2021

**Social Services Block Grant**

**NEW CLIENTS SERVED  
FEDERAL FISCAL YEAR 2021\***



\*Reflects unduplicated count of clients served monthly.

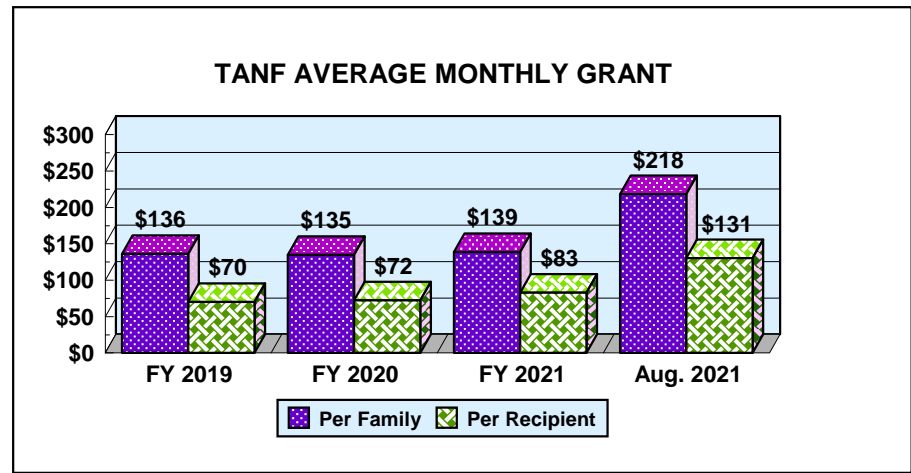
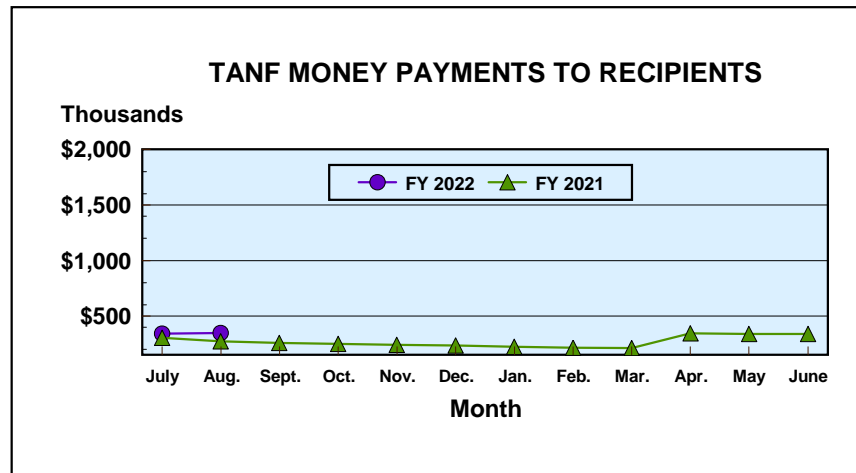
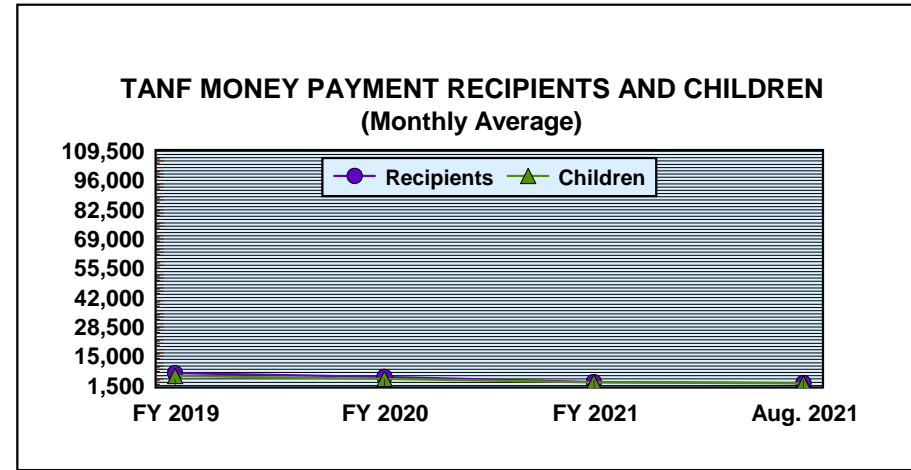
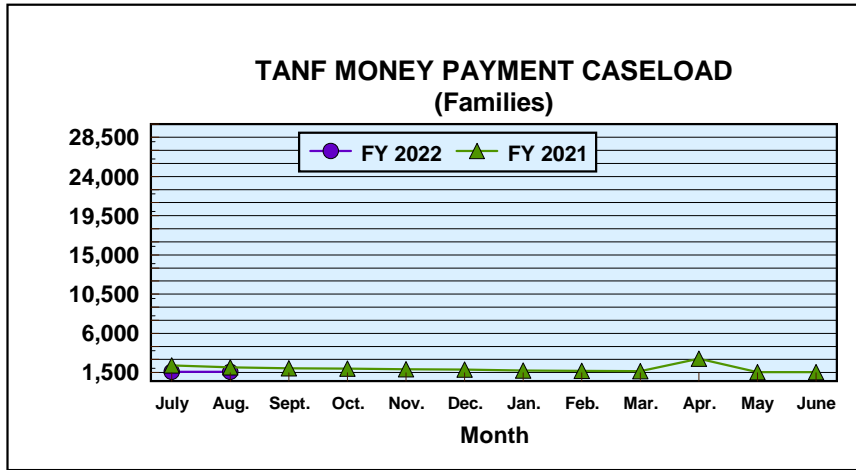
Prepared by Cost Allocation Unit, Division of Budgets and Accounting.

# Mississippi Department of Human Services Graphic Overview of Program Data

## Division of Economic Assistance Eligibility Temporary Assistance for Needy Families

Month: August 2021

Date Released: 10/15/2021





# MONTHLY STATISTICAL REPORT

Robert G. Anderson, Executive Director

## Division of Economic Assistance Eligibility

Month: August 2021 Date Released: 10/15/2021

TEMPORARY ASSISTANCE FOR NEEDY FAMILIES <sup>1</sup>									
	MONEY PAYMENT			ONE-MONTH SUSPEND TANF	AVERAGE GRANT	Net Change From: July 2021			
	GRANT	ZERO	GRANT <sup>2</sup>			GRANT	ZERO	SUSPEND TANF	AVERAGE GRANT
		GRANT					GRANT		
Families	1,590	0	2	\$218.33	19	(4)	(2)	\$1.16	
Recipients	2,660	0	5	\$130.51	44	(7)	(2)	\$0.09	
Adults	225	0	2		14	(3)	1		
Children	2,435	0	3		30	(4)	(3)		
<b>TOTAL GRANT AMOUNT</b>				\$347,150	\$5,978				

SUPPLEMENTAL NUTRITION ASSISTANCE PROGRAM (SNAP)				
	NUMBER	AVERAGE BENEFIT VALUE	Net Change From: July 2021	
			NUMBER	AVERAGE BENEFIT VALUE
Households	210,153	\$465.37	3,144	\$1.90
Persons	423,506	\$230.93	5,013	\$1.67
<b>BENEFIT VALUE</b>	\$97,799,576		\$1,856,111	
<b>COST PER MEAL</b>	\$2.48		\$0.01	

TANF AND SNAP COLLECTIONS		
	AMOUNT	Net Change From: July 2021
TANF/AFDC Overpayment Collections	\$93	\$63
SNAP Overissuance Collections	\$249,992	(\$135,868)

<sup>1</sup> Total TANF program [TANF-Basic and TANF-Unemployed Parent (UP)]. Totals include UP data: 0 cases, 0 recipients, \$0 grant amount.  
<sup>2</sup> Cases eligible for a money payment, but not legally entitled to a check because of \$10 minimum payment.

Prepared by Cost Allocation Unit, Division of Budgets and Accounting.



# MONTHLY STATISTICAL REPORT

## Division of Child Support Enforcement

Month: August 2021

Date Released: 10/15/2021

### CHILD SUPPORT CASELOAD DATA

	CASES	Net Change From: July 2021
<b>TOTAL</b>	<b>265,629</b>	<b>(2,219)</b>
TANF/Foster Care	4,425	(56)
Non-TANF	243,944	(1,964)
TANF/Foster Care Arrears Only	15,299	(189)
Non-IV-D	1,961	(10)

### NONCUSTODIAL PARENTS LOCATED

	NUMBER	Net Change From: July 2021
<b>TOTAL</b>	<b>5,614</b>	<b>154</b>
TANF/Foster Care Arrears Only	235	(34)
Non-TANF	5,379	188

### CASES WITH COLLECTIONS

	NUMBER	Net Change From: July 2021
<b>TOTAL CASES</b>	<b>68,991</b>	<b>35</b>

### TOTAL CHILD SUPPORT COLLECTIONS

	AMOUNT	Net Change From: July 2021
<b>COLLECTED</b>	<b>\$29,060,036</b>	<b>(\$41,085)</b>

Prepared by Cost Allocation Unit, Division of Budgets and Accounting.



## Mississippi Department of Human Services Graphic Overview of Program Data

### Division of Youth Services

