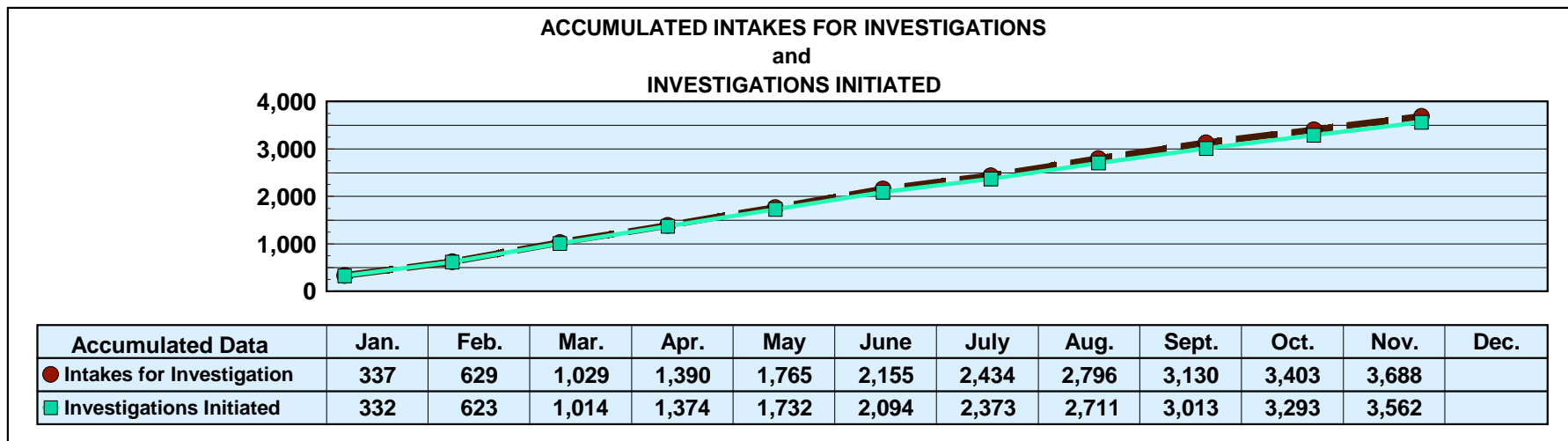
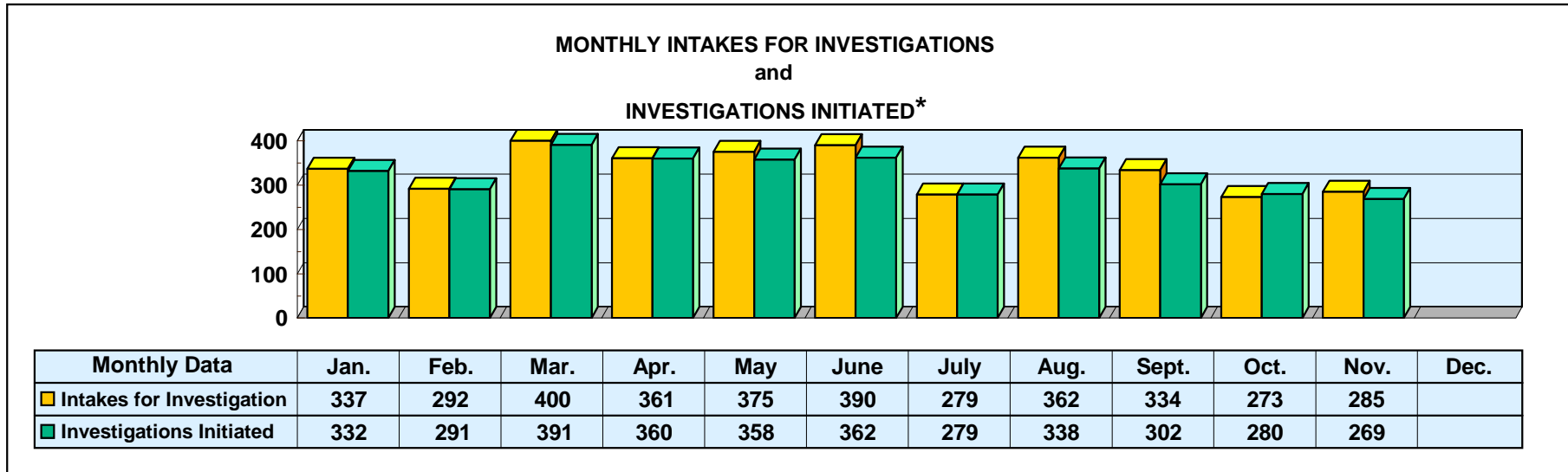


## Mississippi Department of Human Services Graphic Overview of Program Data

Month: November 2021

Date Released: 01/18/2022

### Division of Aging and Adult Services ADULT PROTECTIVE SERVICES



\*An approximate manual count.

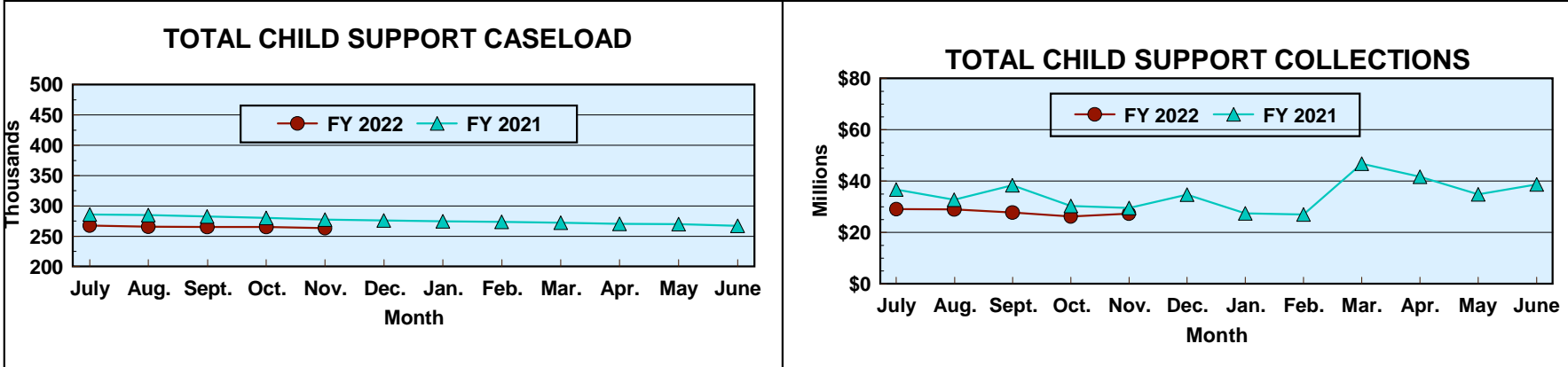
Prepared by Cost Allocation Unit, Division of Budgets and Accounting.

# Mississippi Department of Human Services Graphic Overview of Program Data

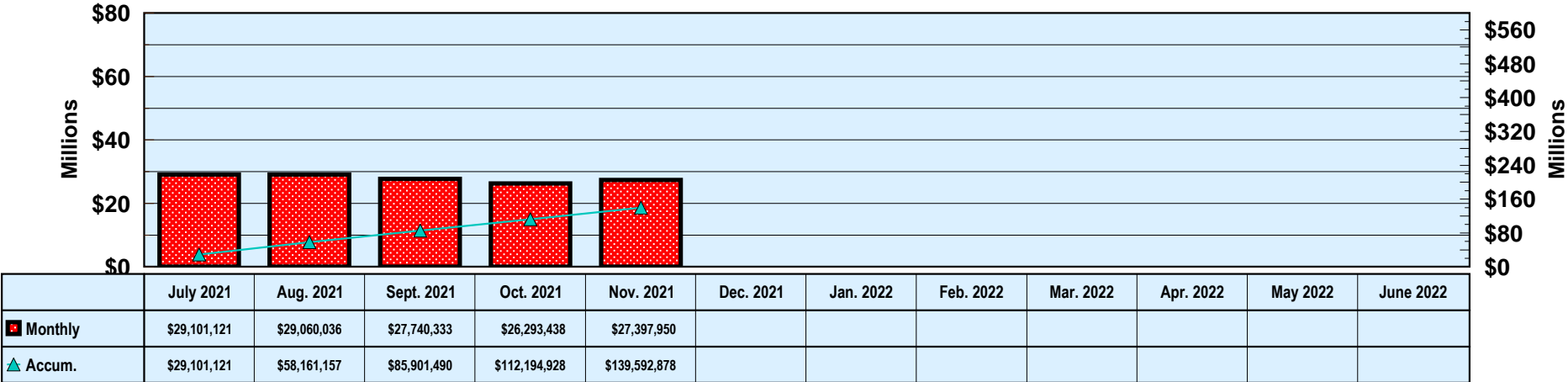
Month: November 2021

Date Released: 01/18/2022

## Division of Child Support Enforcement



### FY 2022 TOTAL COLLECTIONS (ACCUMULATED MONTHLY)



Prepared by Cost Allocation Unit, Division of Budgets and Accounting.


**Mississippi Department of Human Services  
Graphic Overview of Program Data**

Month: November 2021

Date Released: 01/18/2022

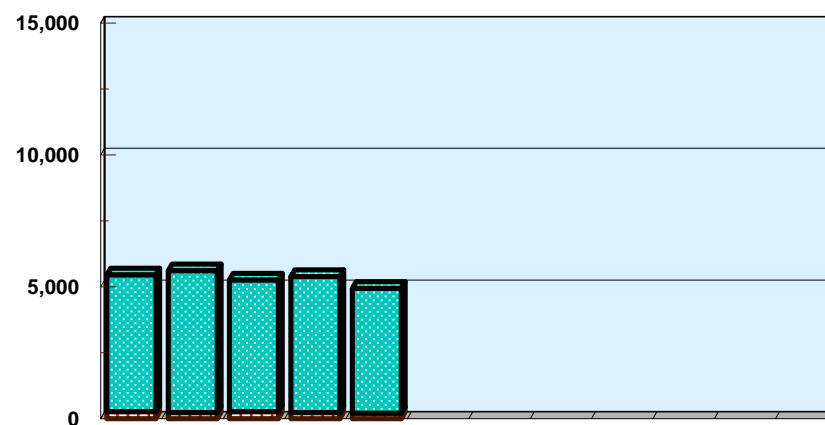
**Division of Child Support Enforcement**

**NUMBER OF CHILDREN FOR WHOM  
PATERNITY WAS ESTABLISHED**



	07/21	08/21	09/21	10/21	11/21	12/21	01/22	02/22	03/22	04/22	05/22	06/22
TANF	14	31	27	14	13							
Non-TANF	802	1,213	1,154	780	667							

**NONCUSTODIAL PARENTS LOCATED**



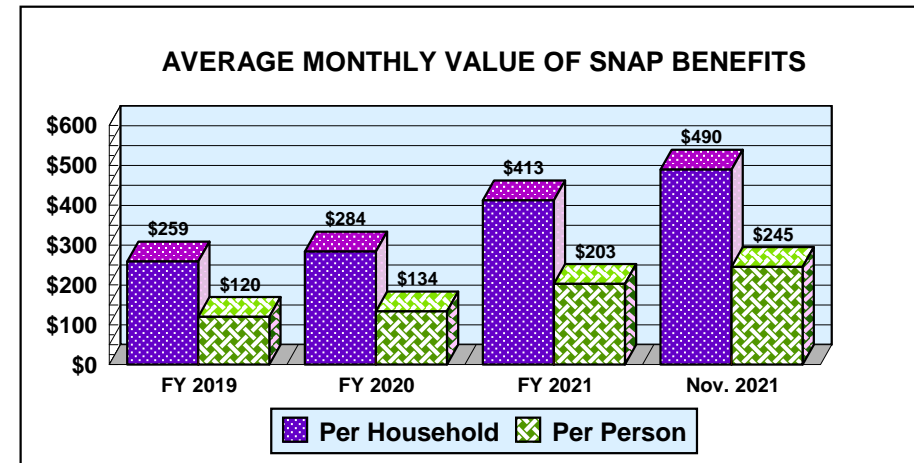
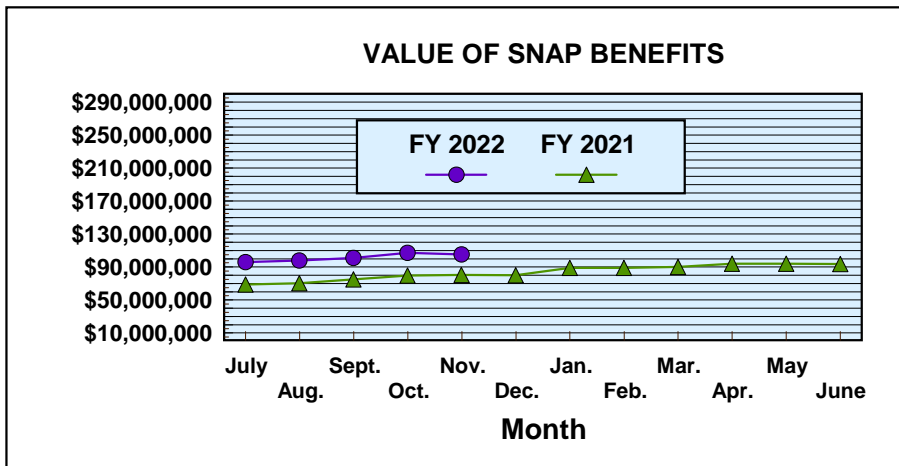
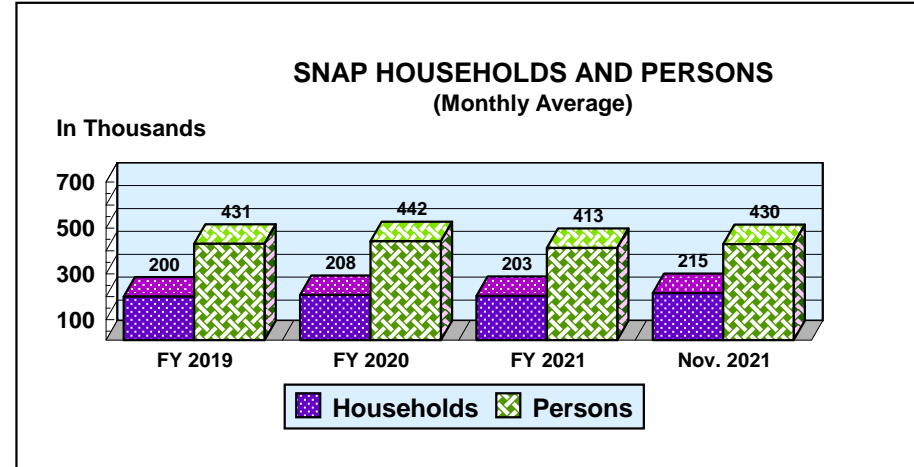
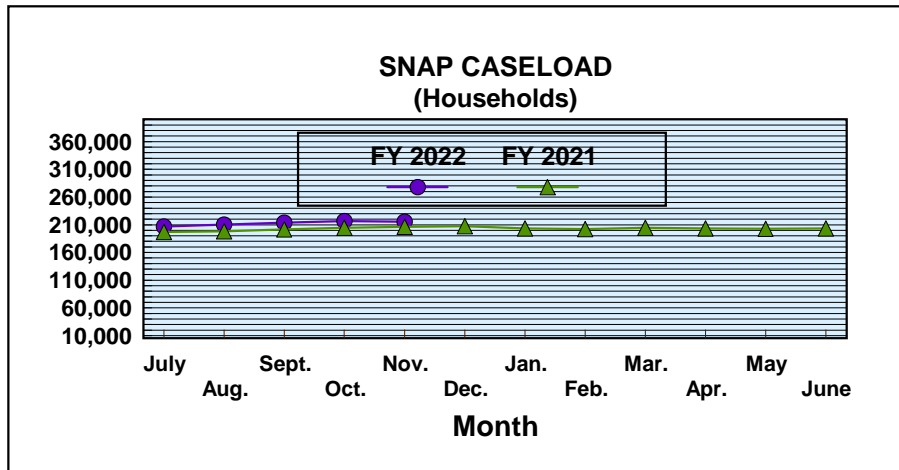
	07/21	08/21	09/21	10/21	11/21	12/21	01/22	02/22	03/22	04/22	05/22	06/22
TANF	269	235	268	233	217							
Non-TANF	5,191	5,379	4,992	5,157	4,732							

# Mississippi Department of Human Services Graphic Overview of Program Data

Month: November 2021

Date Released: 01/18/2022

## Division of Economic Assistance Eligibility Supplemental Nutrition Assistance Program (SNAP)



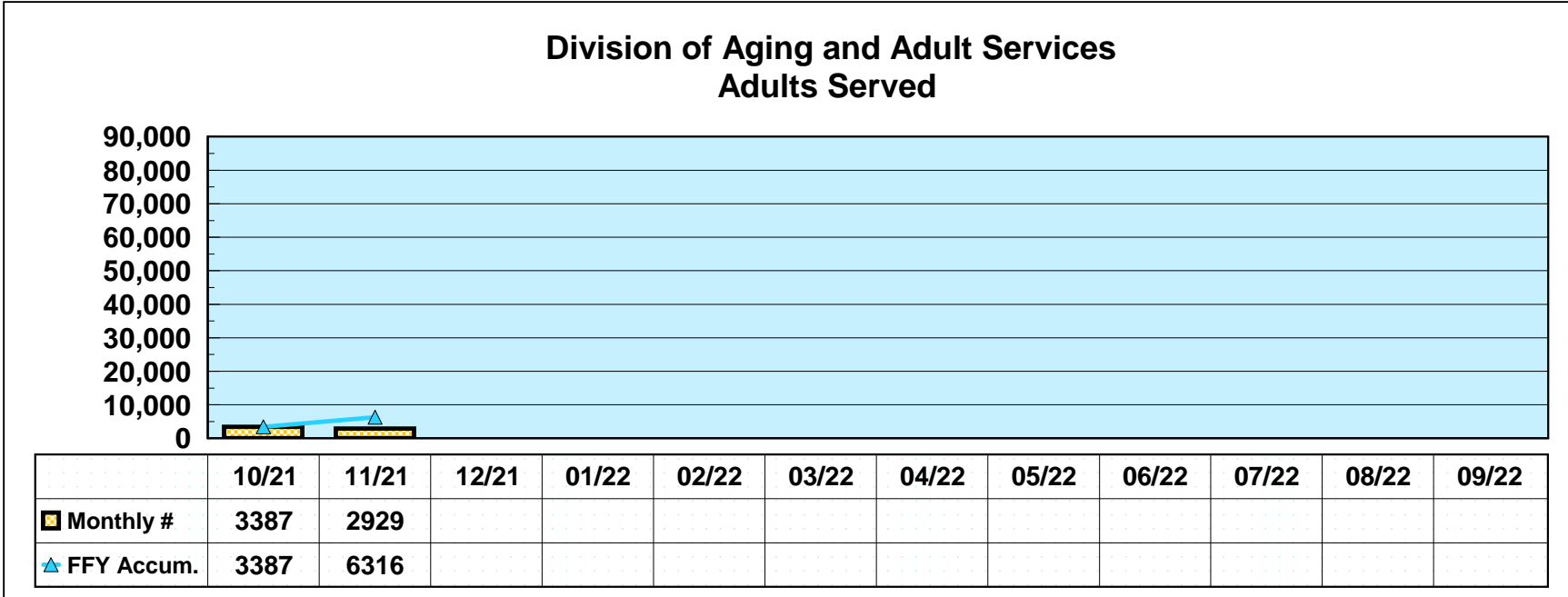
**Mississippi Department of Human Services  
Graphic Overview of Program Data**

Month: November 2021

Date Released: 01/18/2022

**Social Services Block Grant**

**NEW CLIENTS SERVED  
FEDERAL FISCAL YEAR 2022\***



\*Reflects unduplicated count of clients served monthly.

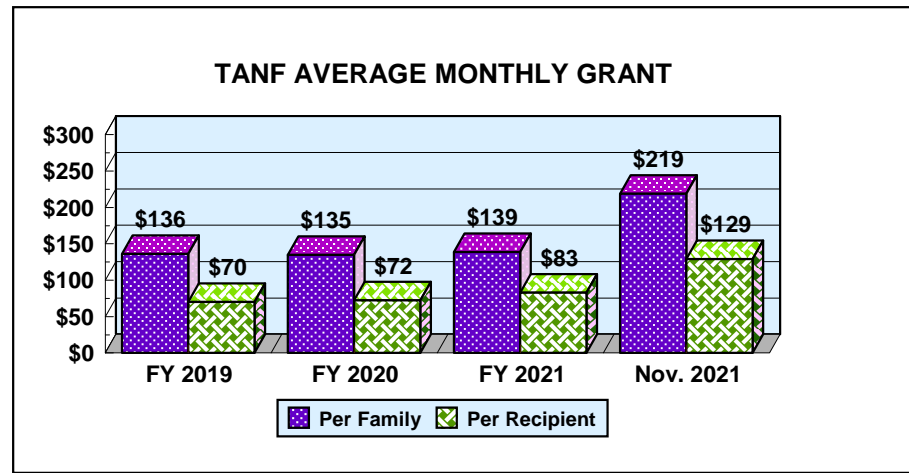
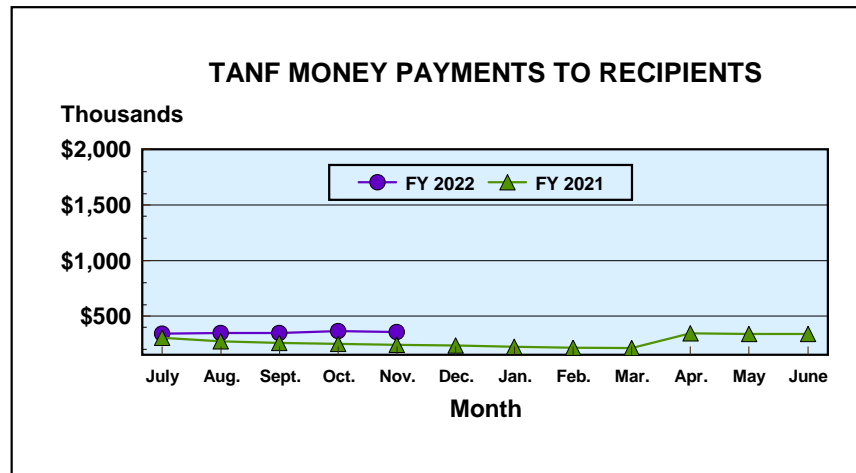
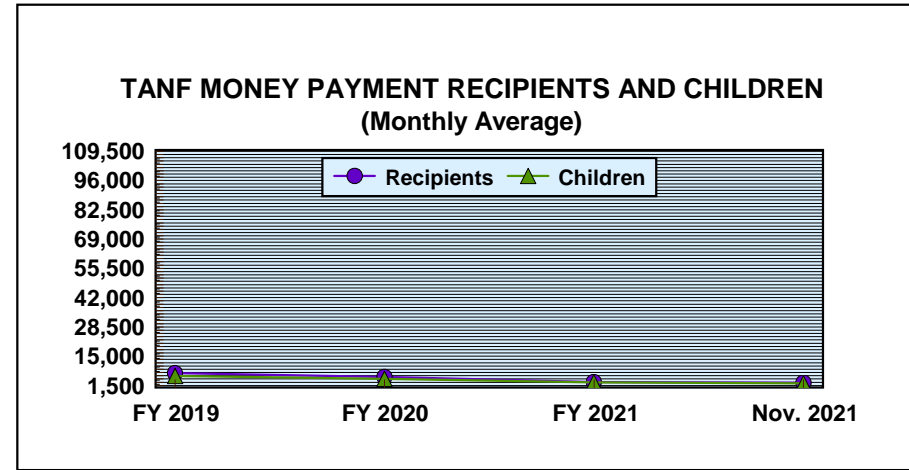
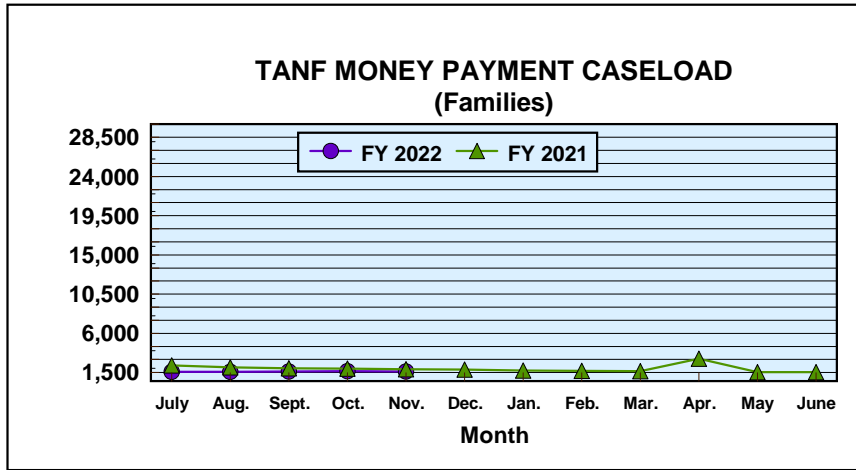
Prepared by Cost Allocation Unit, Division of Budgets and Accounting.

# Mississippi Department of Human Services Graphic Overview of Program Data

## Division of Economic Assistance Eligibility Temporary Assistance for Needy Families

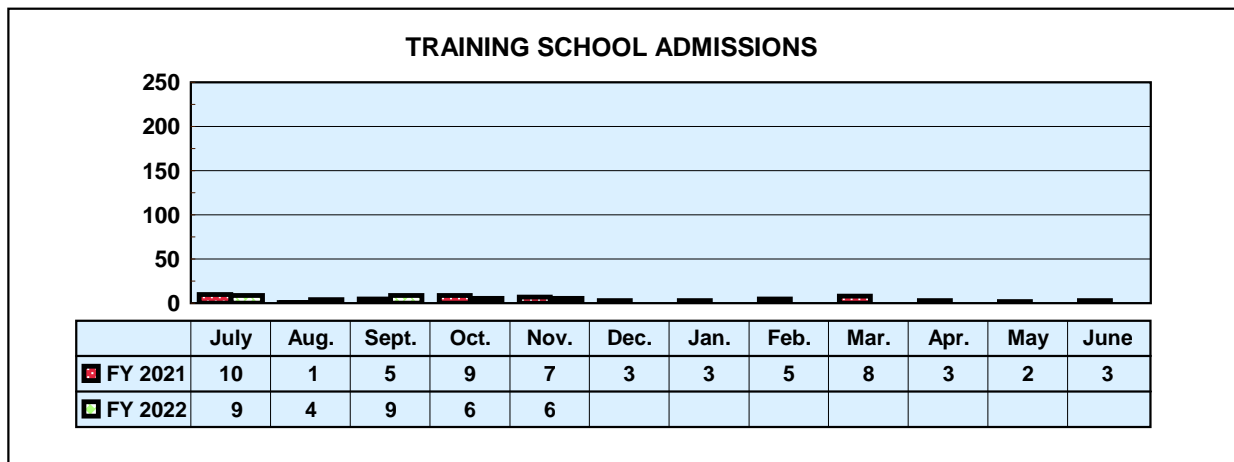
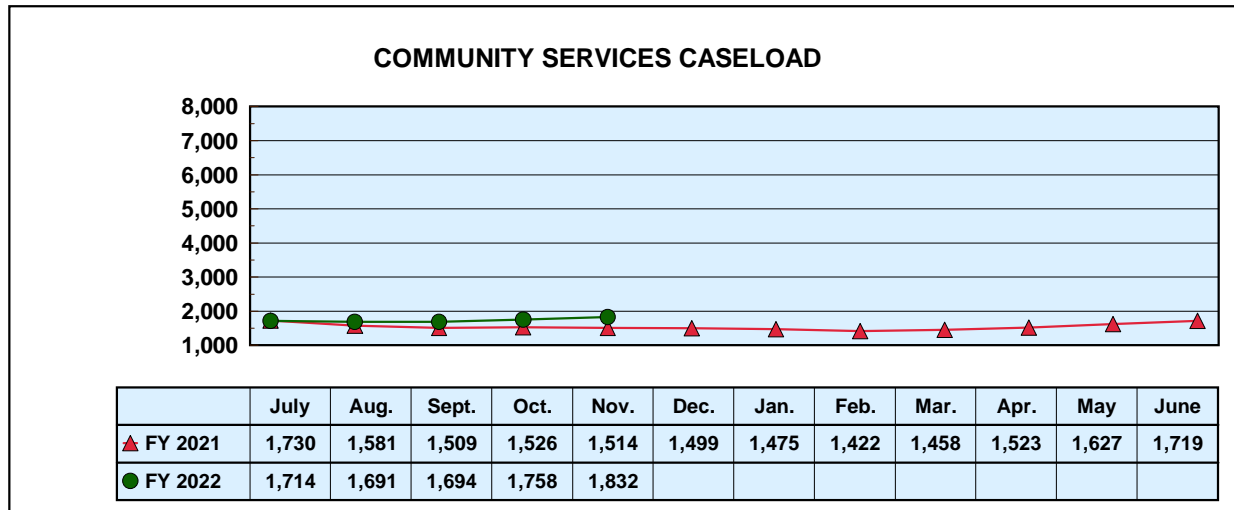
Month: November 2021

Date Released: 01/18/2022



## Mississippi Department of Human Services Graphic Overview of Program Data

### Division of Youth Services





# MONTHLY STATISTICAL REPORT

Robert G. Anderson, Executive Director

## Division of Economic Assistance Eligibility

Month: November 2021 Date Released: 01/18/2022

TEMPORARY ASSISTANCE FOR NEEDY FAMILIES <sup>1</sup>									
	MONEY PAYMENT		ONE-MONTH SUSPEND TANF	AVERAGE GRANT	Net Change From: October 2021				
	GRANT	ZERO GRANT <sup>2</sup>			GRANT	GRANT	ZERO GRANT	ONE-MONTH SUSPEND TANF	AVERAGE GRANT
Recipients	2,758	0	4	\$129.09	(35)	(3)	4	(\$0.98)	
Adults	256	0	2		(16)	(1)	2		
Children	2,502	0	2		(19)	(2)	2		
<b>TOTAL GRANT AMOUNT</b>				\$356,044					(\$7,251)

SUPPLEMENTAL NUTRITION ASSISTANCE PROGRAM (SNAP)				
	NUMBER	AVERAGE BENEFIT VALUE	Net Change From: October 2021	
			NUMBER	AVERAGE BENEFIT VALUE
Households	215,349	\$489.61	(1,060)	(\$5.90)
Persons	430,044	\$245.18	(4,820)	(\$1.41)
<b>BENEFIT VALUE</b>	\$105,437,267		(\$1,796,177)	
<b>COST PER MEAL</b>	\$2.72		\$0.07	

TANF AND SNAP COLLECTIONS		
	AMOUNT	Net Change From: October 2021
TANF/AFDC Overpayment Collections	\$30	(\$160)
SNAP Overissuance Collections	\$250,417	\$68,465

<sup>1</sup> Total TANF program [TANF-Basic and TANF-Unemployed Parent (UP)]. Totals include UP data: 0 cases, 0 recipients, \$0 grant amount.

<sup>2</sup> Cases eligible for a money payment, but not legally entitled to a check because of \$10 minimum payment.

Prepared by Cost Allocation Unit, Division of Budgets and Accounting.





# MONTHLY STATISTICAL REPORT

## Division of Child Support Enforcement

Month: November 2021

Date Released: 01/18/2022

### CHILD SUPPORT CASELOAD DATA

	CASES	Net Change From: October 2021
<b>TOTAL</b>	<b>263,509</b>	<b>(1,698)</b>
TANF/Foster Care	4,474	(43)
Non-TANF	242,199	(1,458)
TANF/Foster Care Arrears Only	14,929	(168)
Non-IV-D	1,907	(29)

### NONCUSTODIAL PARENTS LOCATED

	NUMBER	Net Change From: October 2021
<b>TOTAL</b>	<b>4,949</b>	<b>(441)</b>
TANF/Foster Care Arrears Only	217	(16)
Non-TANF	4,732	(425)

### CASES WITH COLLECTIONS

	NUMBER	Net Change From: October 2021
<b>TOTAL CASES</b>	<b>69,203</b>	<b>523</b>

### TOTAL CHILD SUPPORT COLLECTIONS

	AMOUNT	Net Change From: October 2021
<b>COLLECTED</b>	<b>\$27,397,950</b>	<b>\$1,104,512</b>

Prepared by Cost Allocation Unit, Division of Budgets and Accounting.