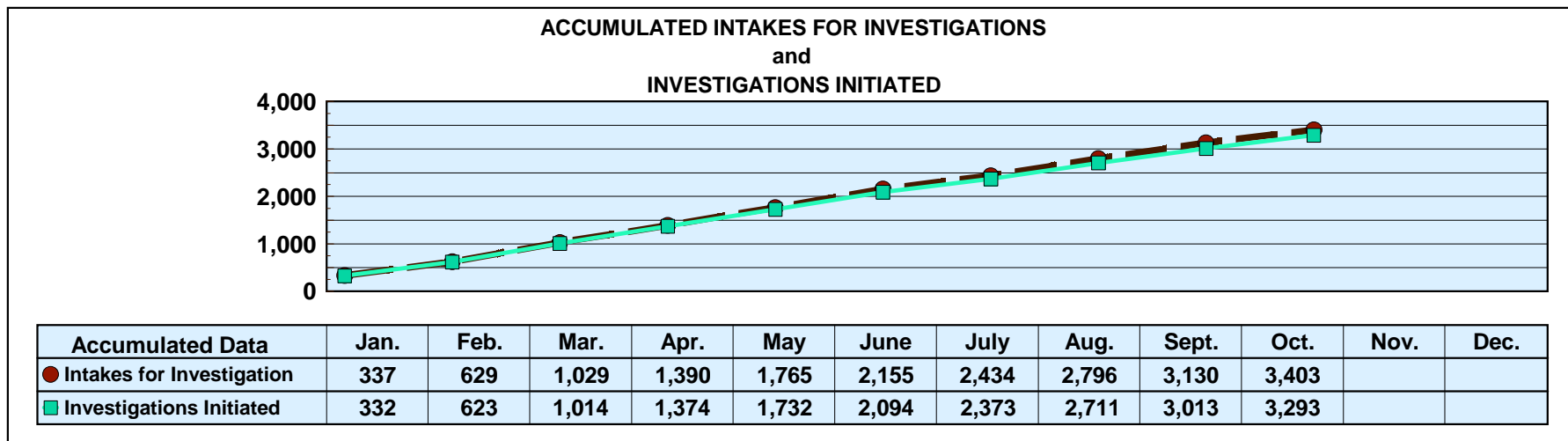
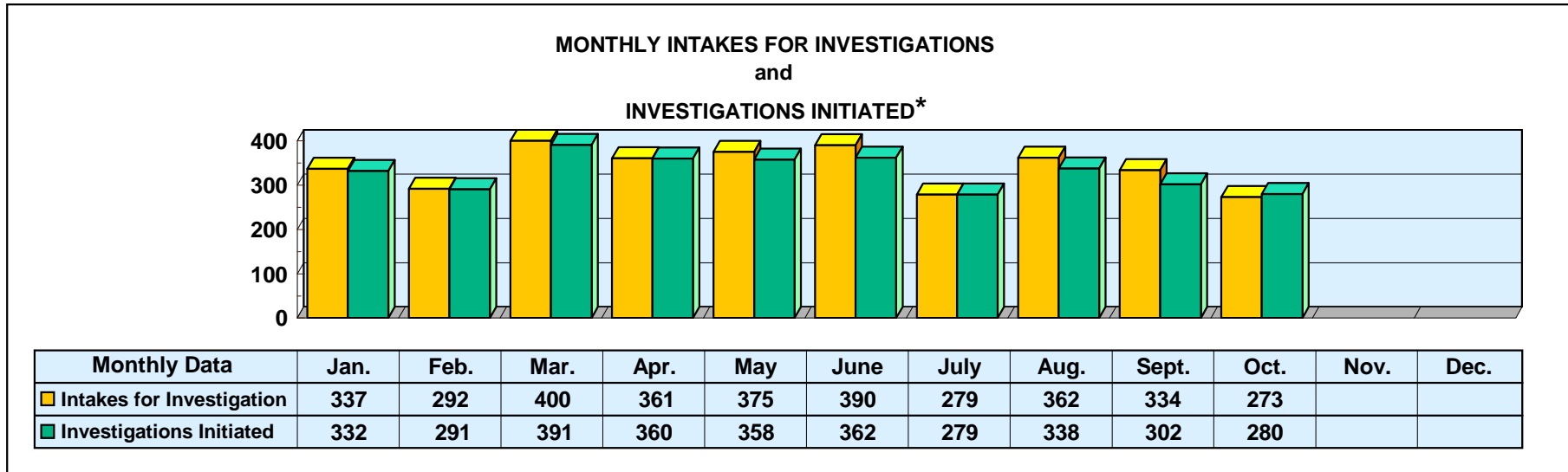


## Mississippi Department of Human Services Graphic Overview of Program Data

Month: October 2021

Date Released: 12/15/2021

### Division of Aging and Adult Services ADULT PROTECTIVE SERVICES



\*An approximate manual count.

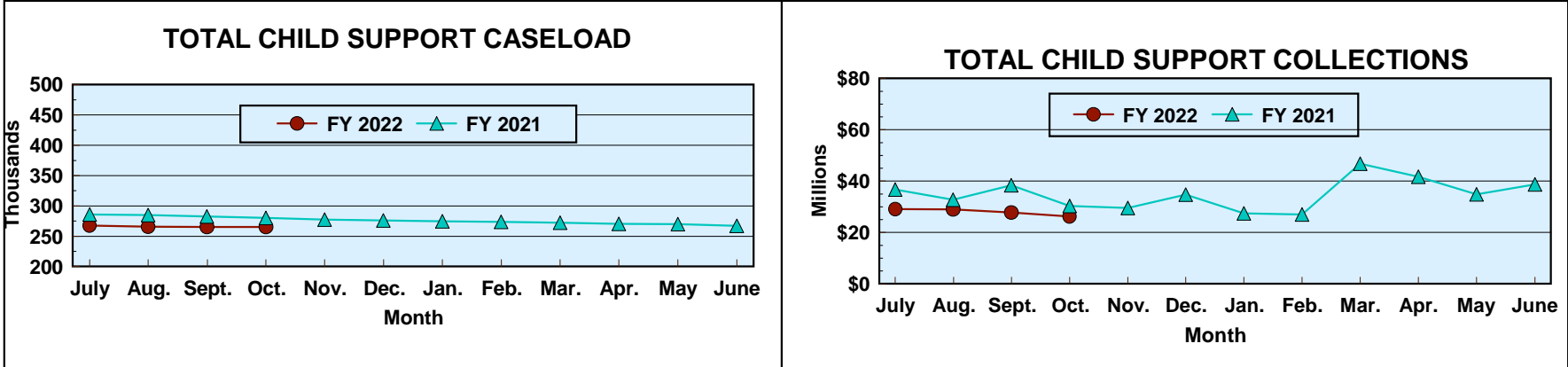
Prepared by Cost Allocation Unit, Division of Budgets and Accounting.

# Mississippi Department of Human Services Graphic Overview of Program Data

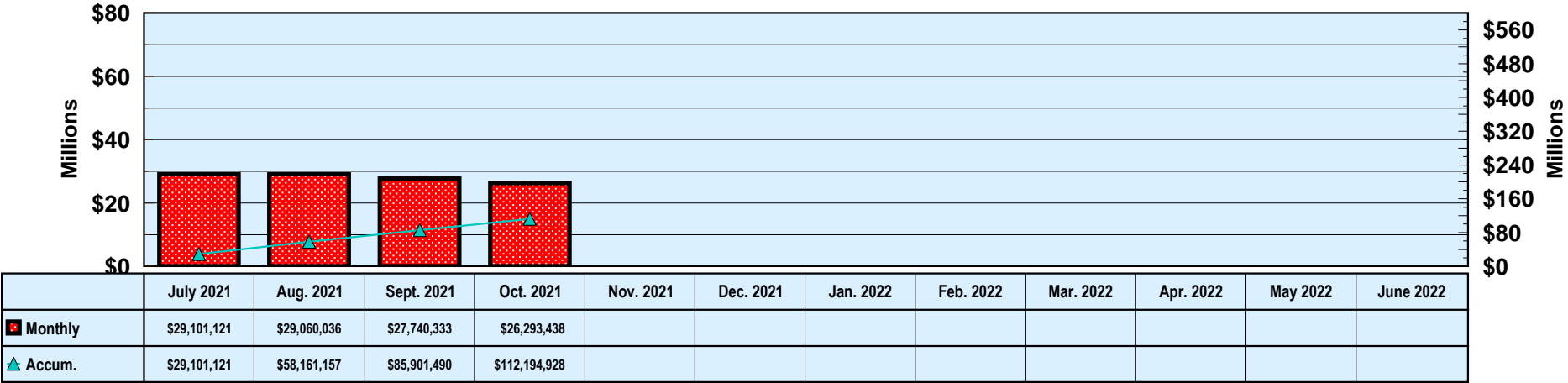
Month: October 2021

Date Released: 12/15/2021

## Division of Child Support Enforcement



### FY 2022 TOTAL COLLECTIONS (ACCUMULATED MONTHLY)



Prepared by Cost Allocation Unit, Division of Budgets and Accounting.


# Mississippi Department of Human Services Graphic Overview of Program Data

Month: October 2021

Date Released: 12/15/2021

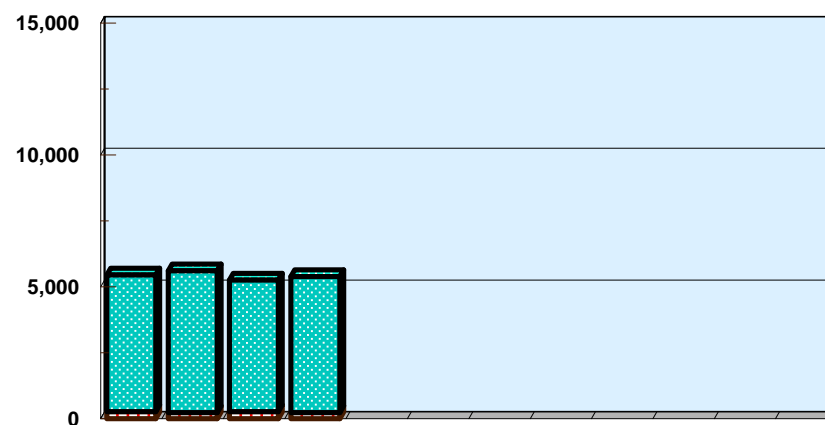
## Division of Child Support Enforcement

**NUMBER OF CHILDREN FOR WHOM  
PATERNITY WAS ESTABLISHED**



	07/21	08/21	09/21	10/21	11/21	12/21	01/22	02/22	03/22	04/22	05/22	06/22
TANF	14	31	27	14								
Non-TANF	802	1,213	1,154	780								

**NONCUSTODIAL PARENTS LOCATED**



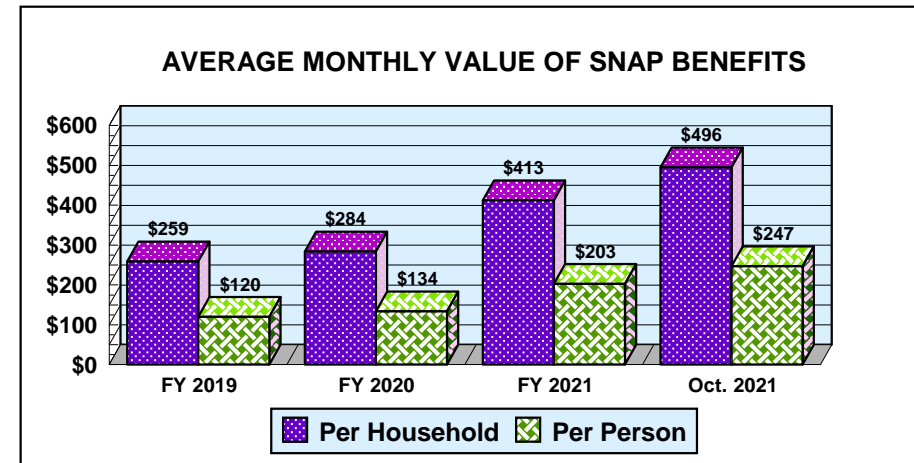
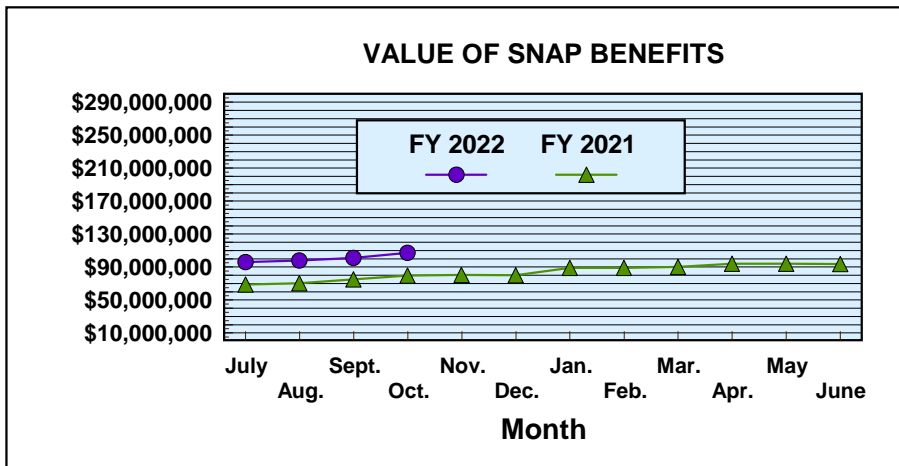
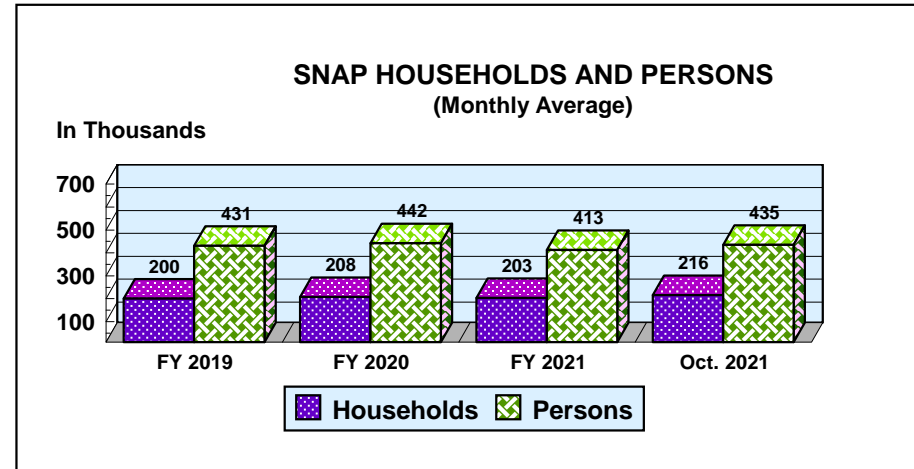
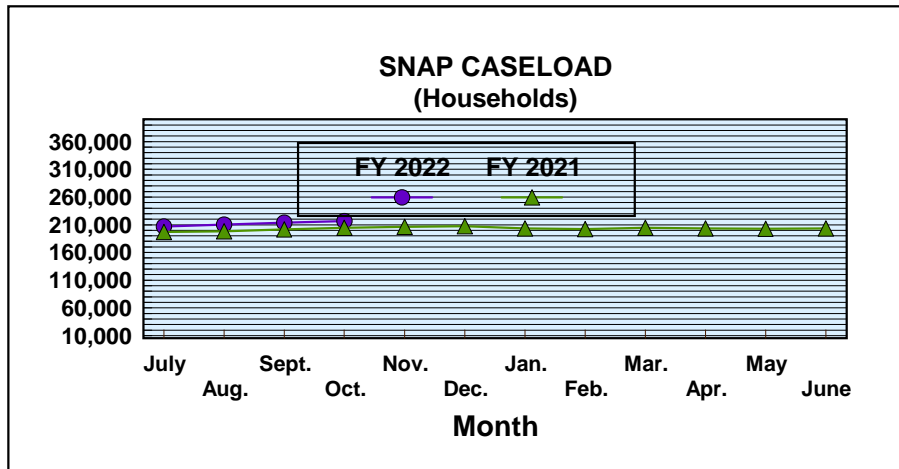
	07/21	08/21	09/21	10/21	11/21	12/21	01/22	02/22	03/22	04/22	05/22	06/22
TANF	269	235	268	233								
Non-TANF	5,191	5,379	4,992	5,157								

# Mississippi Department of Human Services Graphic Overview of Program Data

Month: October 2021

Date Released: 12/15/2021

## Division of Economic Assistance Eligibility Supplemental Nutrition Assistance Program (SNAP)



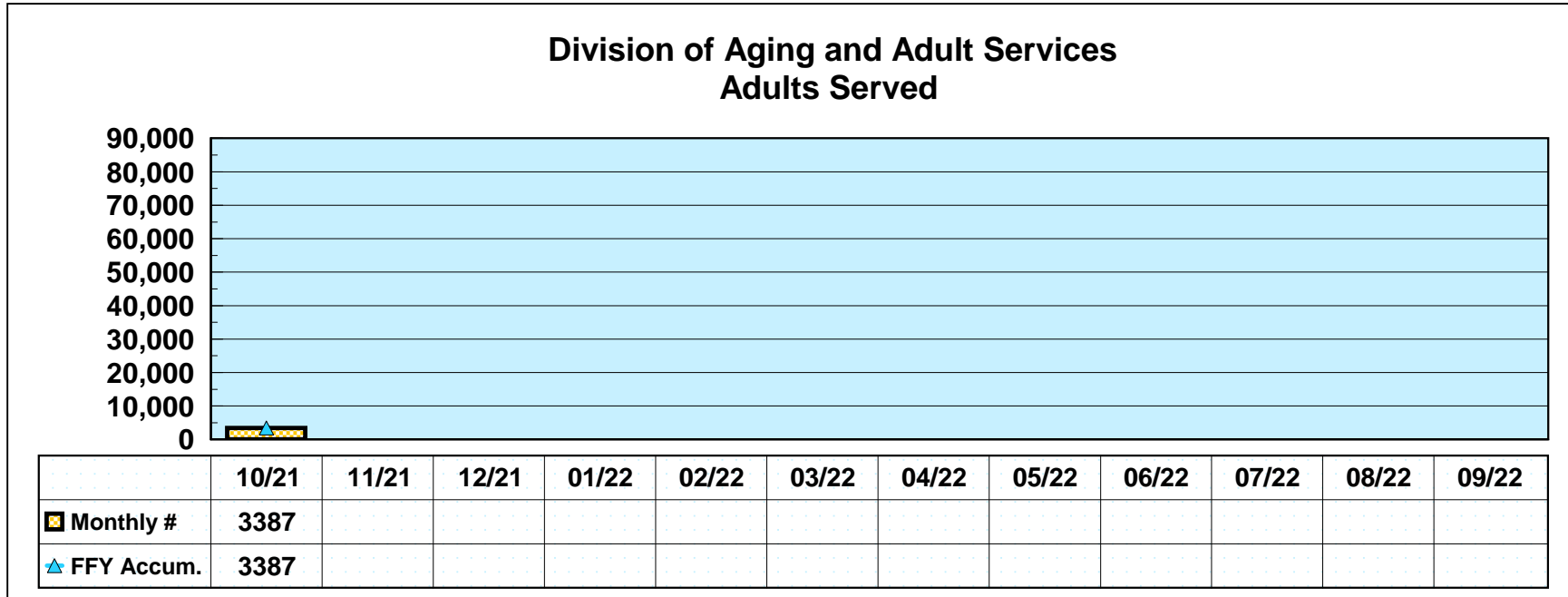
**Mississippi Department of Human Services  
Graphic Overview of Program Data**

Month: October 2021

Date Released: 12/15/2021

**Social Services Block Grant**

**NEW CLIENTS SERVED  
FEDERAL FISCAL YEAR 2022\***



\*Reflects unduplicated count of clients served monthly.

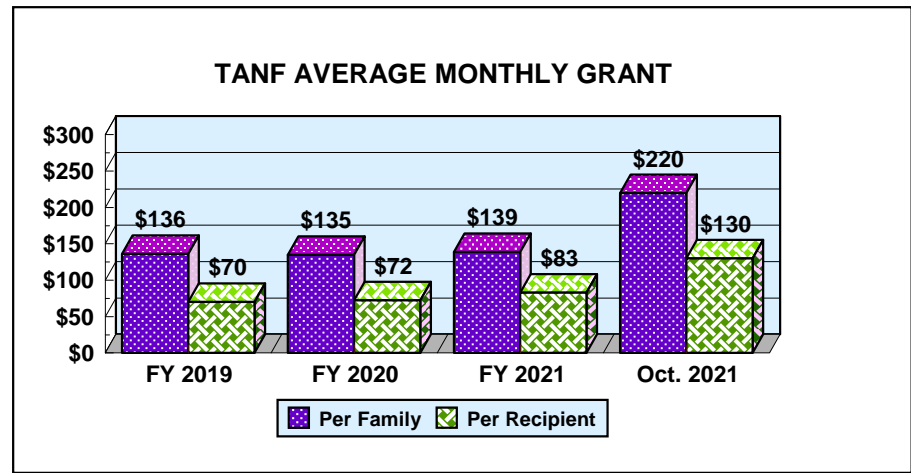
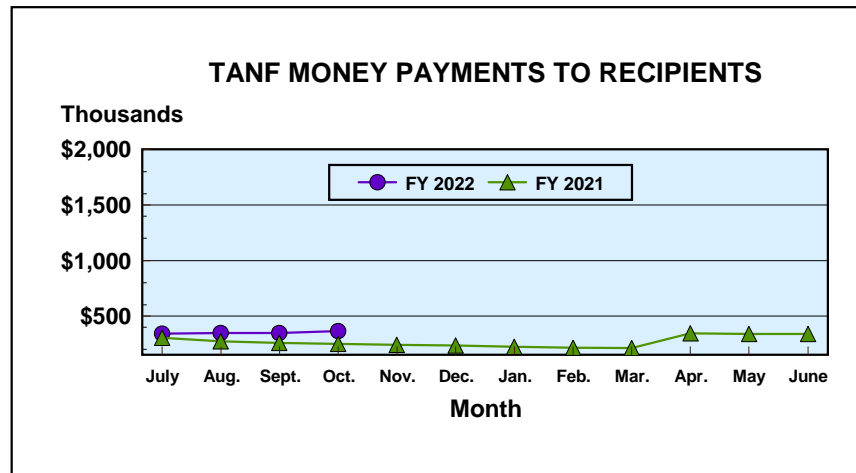
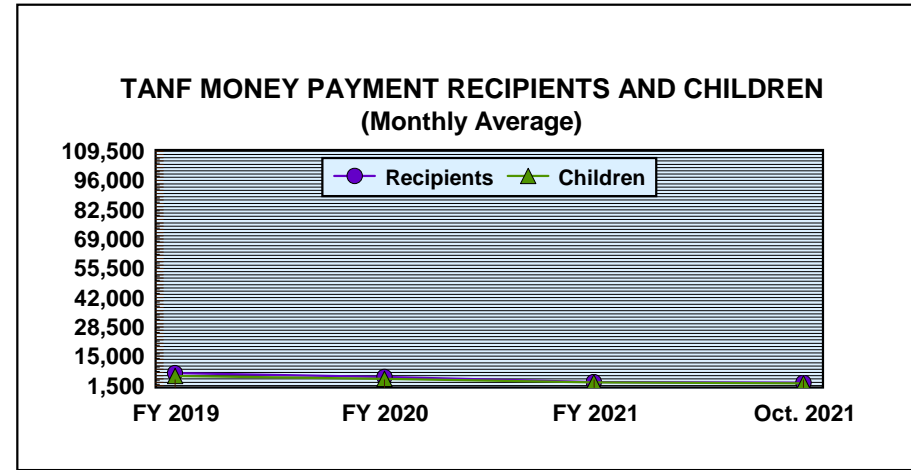
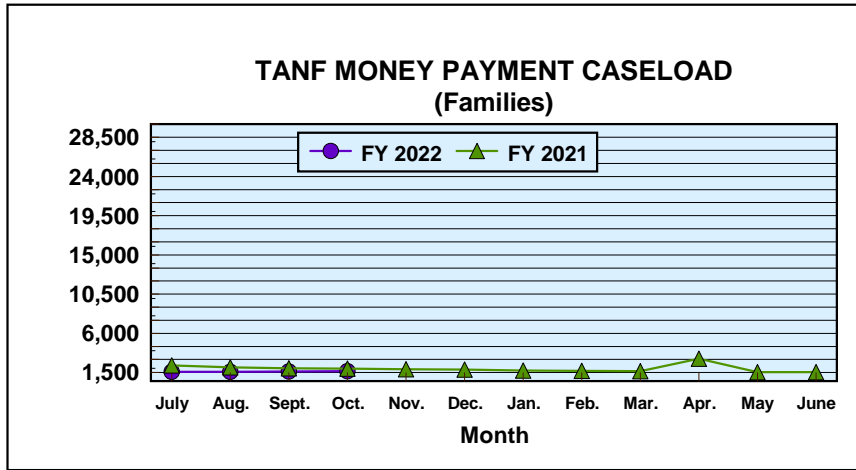
Prepared by Cost Allocation Unit, Division of Budgets and Accounting.

# Mississippi Department of Human Services Graphic Overview of Program Data

## Division of Economic Assistance Eligibility Temporary Assistance for Needy Families

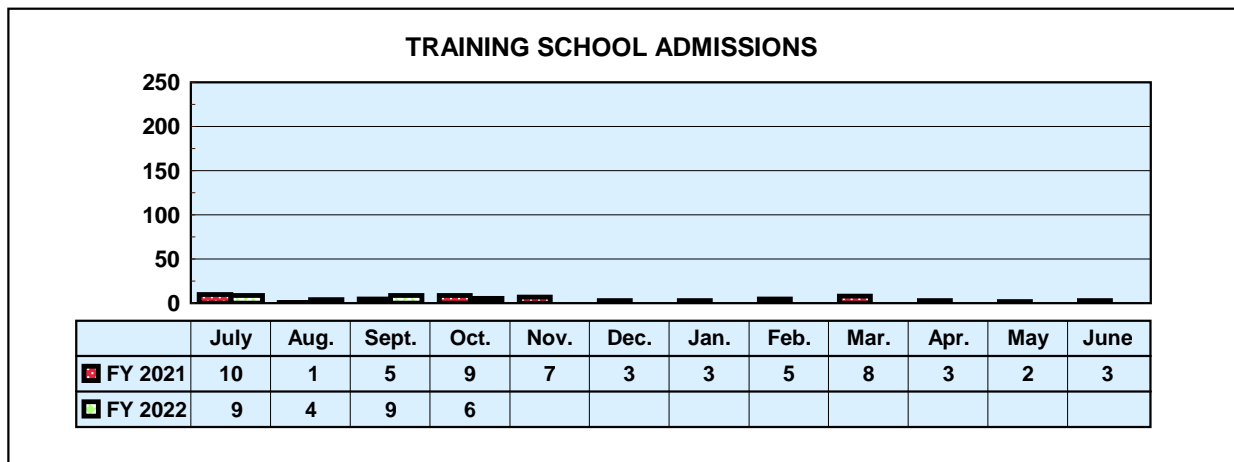
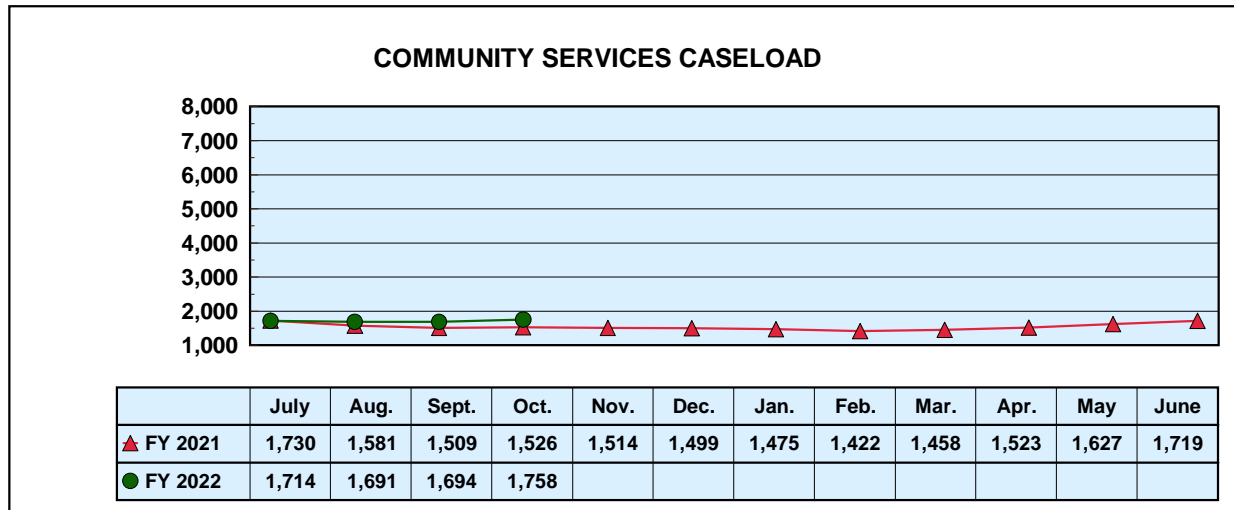
Month: October 2021

Date Released: 12/15/2021



## Mississippi Department of Human Services Graphic Overview of Program Data

### Division of Youth Services





# MONTHLY STATISTICAL REPORT

Robert G. Anderson, Executive Director

## Division of Economic Assistance Eligibility

Month: October 2021 Date Released: 12/15/2021

TEMPORARY ASSISTANCE FOR NEEDY FAMILIES <sup>1</sup>								
	MONEY PAYMENT		ONE-MONTH SUSPEND TANF	AVERAGE GRANT	Net Change From: September 2021			
	GRANT	ZERO GRANT <sup>2</sup>			GRANT	ZERO GRANT	ONE-MONTH SUSPEND TANF	AVERAGE GRANT
Families	1,655	2	0	\$219.51	44	(2)	0	\$3.15
Recipients	2,793	3	0	\$130.07	89	(5)	0	\$1.16
Adults	272	1	0		29	0	0	
Children	2,521	2	0		60	(5)	0	
<b>TOTAL GRANT AMOUNT</b>				\$363,295	\$14,732			

SUPPLEMENTAL NUTRITION ASSISTANCE PROGRAM (SNAP)				
	NUMBER	AVERAGE BENEFIT VALUE	Net Change From: September 2021	
			NUMBER	AVERAGE BENEFIT VALUE
Households	216,409	\$495.51	2,757	\$23.18
Persons	434,864	\$246.59	4,600	\$12.05
<b>BENEFIT VALUE</b>	\$107,233,444		\$6,319,378	
<b>COST PER MEAL</b>	\$2.65		\$0.04	

TANF AND SNAP COLLECTIONS		
	AMOUNT	Net Change From: September 2021
TANF/AFDC Overpayment Collections	\$190	\$51
SNAP Overissuance Collections	\$181,952	(\$86,417)

<sup>1</sup> Total TANF program [TANF-Basic and TANF-Unemployed Parent (UP)]. Totals include UP data: 0 cases, 0 recipients, \$0 grant amount.  
<sup>2</sup> Cases eligible for a money payment, but not legally entitled to a check because of \$10 minimum payment.

Prepared by Cost Allocation Unit, Division of Budgets and Accounting.





# MONTHLY STATISTICAL REPORT

## Division of Child Support Enforcement

Month: October 2021

Date Released: 12/15/2021

### CHILD SUPPORT CASELOAD DATA

	CASES	Net Change From: September 2021
<b>TOTAL</b>	<b>265,207</b>	<b>(269)</b>
TANF/Foster Care	4,517	88
Non-TANF	243,657	(241)
TANF/Foster Care Arrears Only	15,097	(100)
Non-IV-D	1,936	(16)

### NONCUSTODIAL PARENTS LOCATED

	NUMBER	Net Change From: September 2021
<b>TOTAL</b>	<b>5,390</b>	<b>130</b>
TANF/Foster Care Arrears Only	233	(35)
Non-TANF	5,157	165

### CASES WITH COLLECTIONS

	NUMBER	Net Change From: September 2021
<b>TOTAL CASES</b>	<b>68,680</b>	<b>(3)</b>

### TOTAL CHILD SUPPORT COLLECTIONS

	AMOUNT	Net Change From: September 2021
<b>COLLECTED</b>	<b>\$26,293,438</b>	<b>(\$1,446,895)</b>

Prepared by Cost Allocation Unit, Division of Budgets and Accounting.