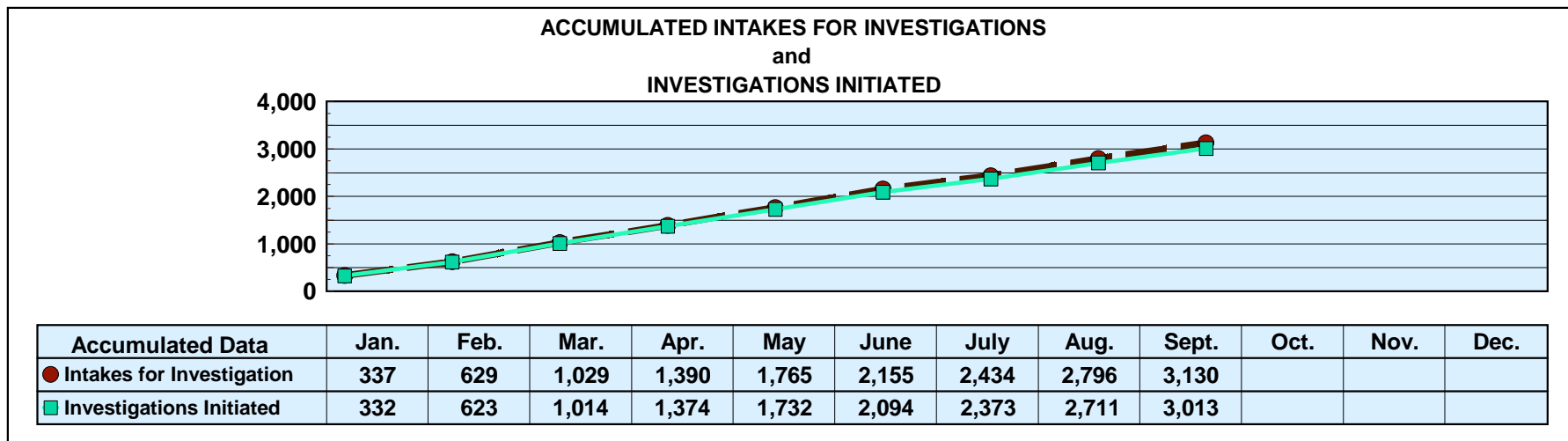
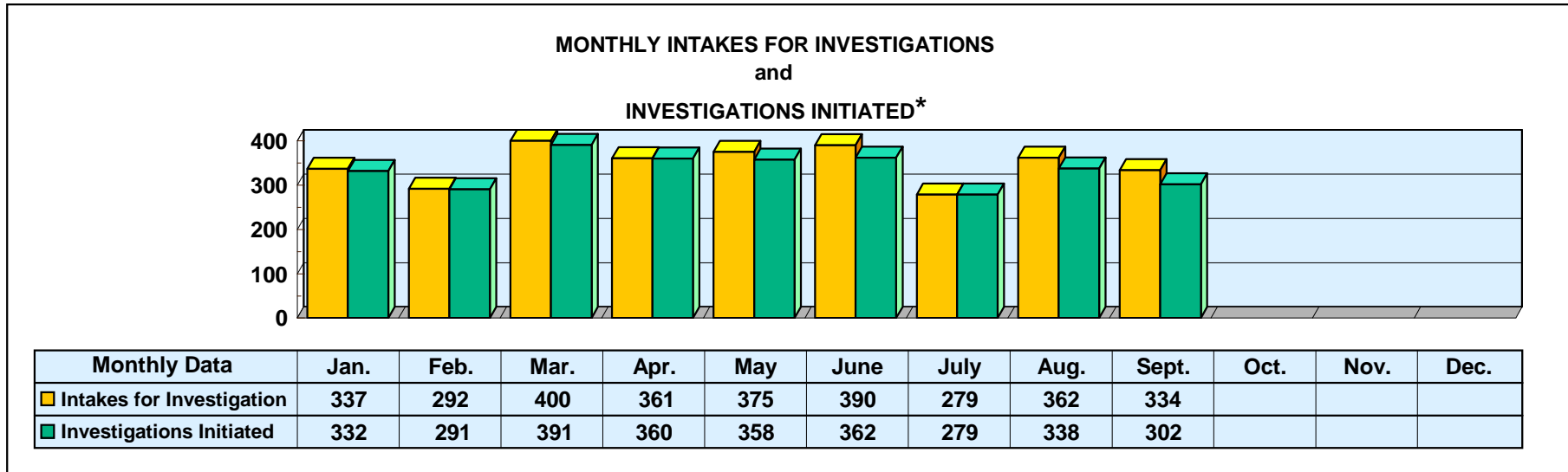


Mississippi Department of Human Services Graphic Overview of Program Data

Month: September 2021

Date Released: 11/15/2021

Division of Aging and Adult Services ADULT PROTECTIVE SERVICES



*An approximate manual count.

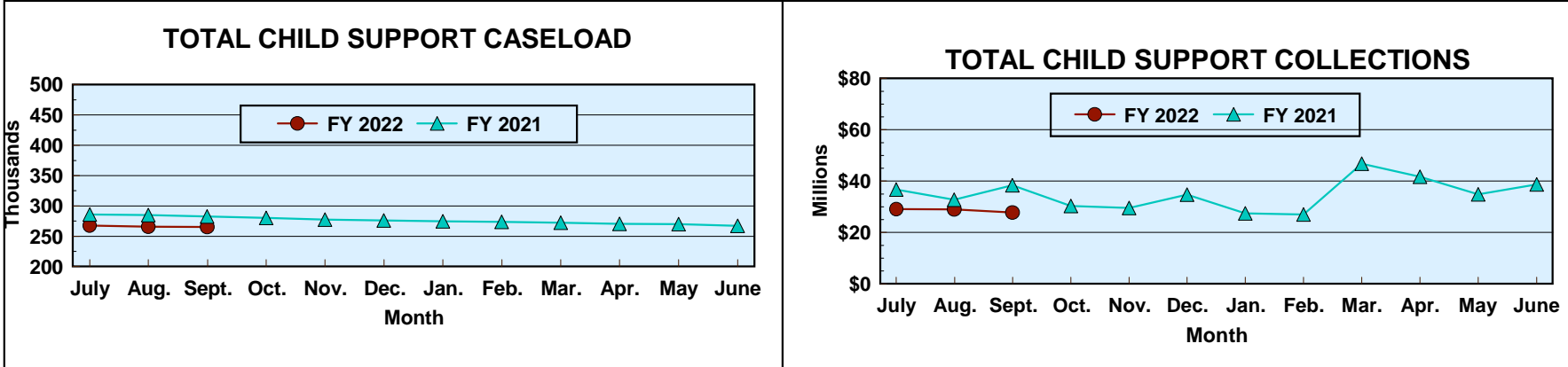
Prepared by Cost Allocation Unit, Division of Budgets and Accounting.

Mississippi Department of Human Services Graphic Overview of Program Data

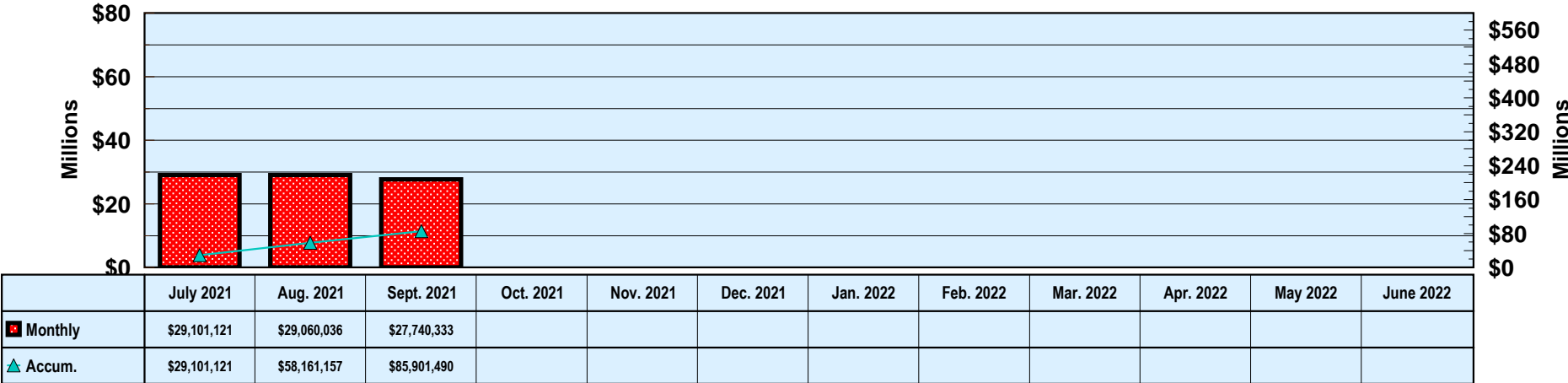
Month: September 2021

Date Released: 11/15/2021

Division of Child Support Enforcement



FY 2022 TOTAL COLLECTIONS (ACCUMULATED MONTHLY)



Prepared by Cost Allocation Unit, Division of Budgets and Accounting.


**Mississippi Department of Human Services
Graphic Overview of Program Data**

Month: September 2021

Date Released: 11/15/2021

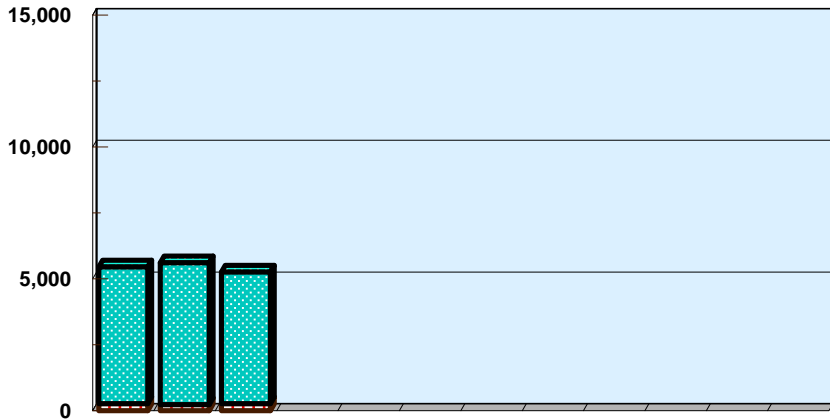
Division of Child Support Enforcement

**NUMBER OF CHILDREN FOR WHOM
PATERNITY WAS ESTABLISHED**



	07/21	08/21	09/21	10/21	11/21	12/21	01/22	02/22	03/22	04/22	05/22	06/22
TANF	14	31	27									
Non-TANF	802	1,213	1,154									

NONCUSTODIAL PARENTS LOCATED



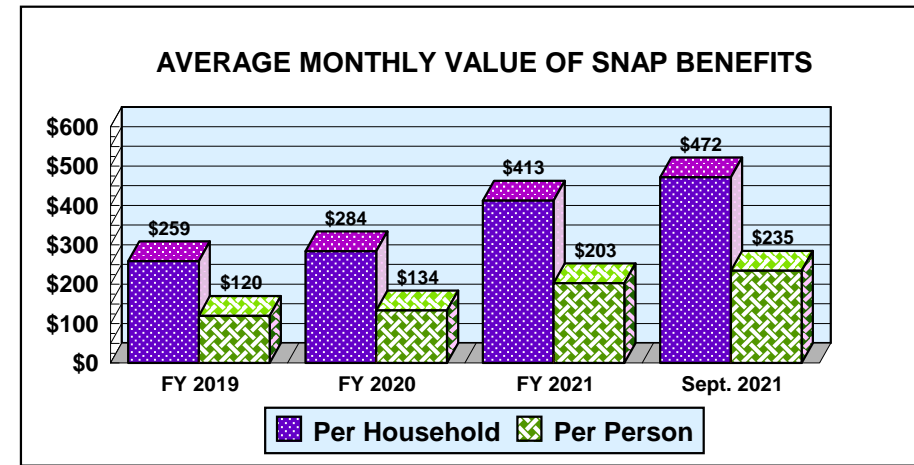
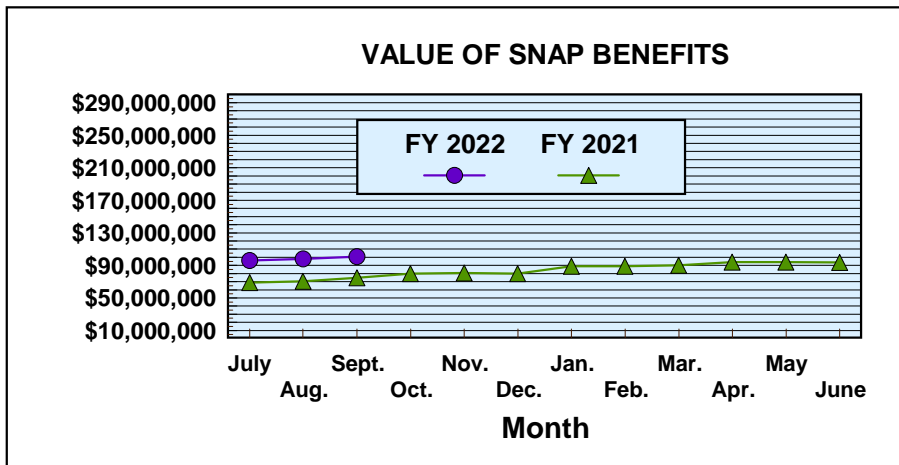
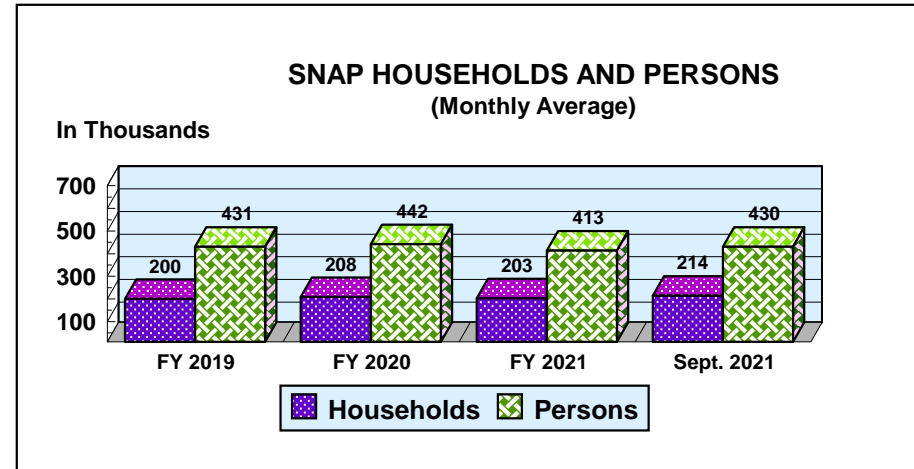
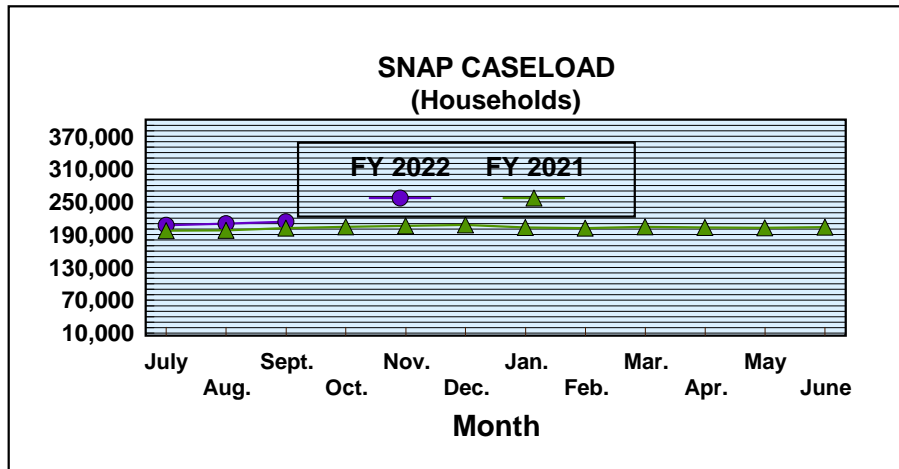
	07/21	08/21	09/21	10/21	11/21	12/21	01/22	02/22	03/22	04/22	05/22	06/22
TANF	269	235	268									
Non-TANF	5,191	5,379	4,992									

Mississippi Department of Human Services Graphic Overview of Program Data

Month: September 2021

Date Released: 11/15/2021

Division of Economic Assistance Eligibility Supplemental Nutrition Assistance Program (SNAP)



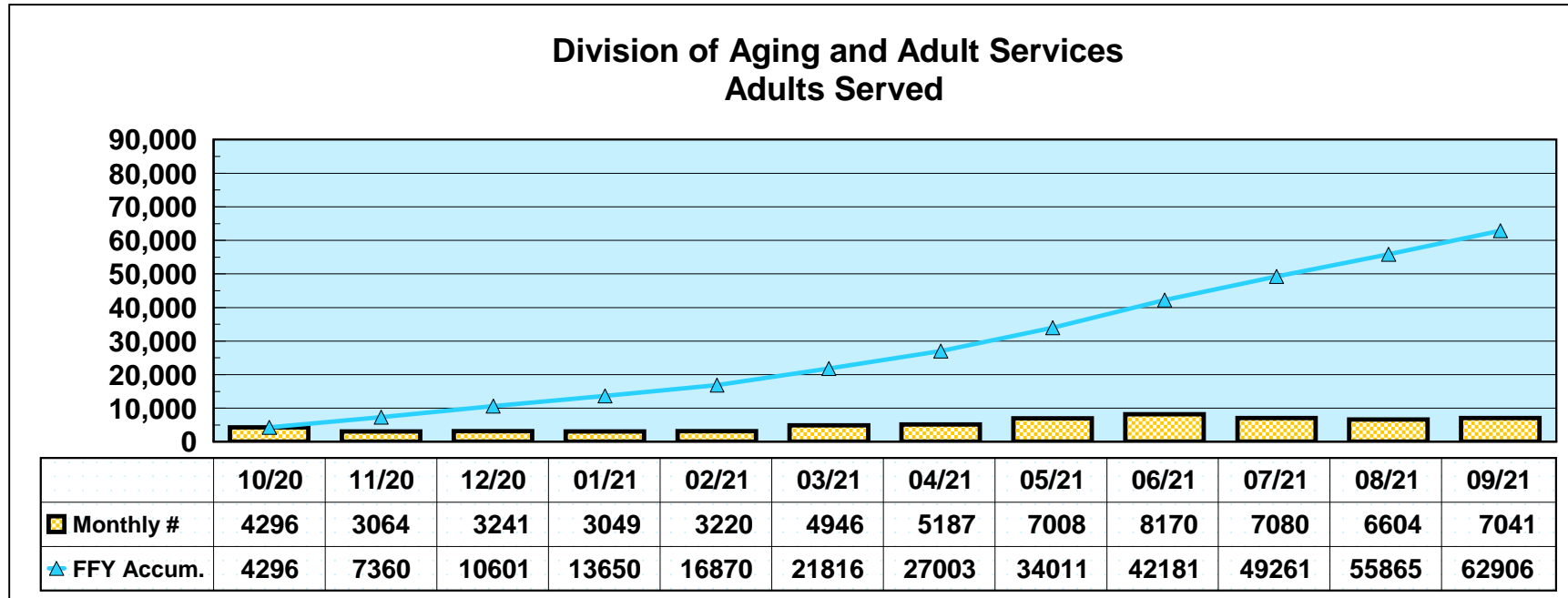
**Mississippi Department of Human Services
Graphic Overview of Program Data**

Month: September 2021

Date Released: 11/15/2021

Social Services Block Grant

**NEW CLIENTS SERVED
FEDERAL FISCAL YEAR 2021***



*Reflects unduplicated count of clients served monthly.

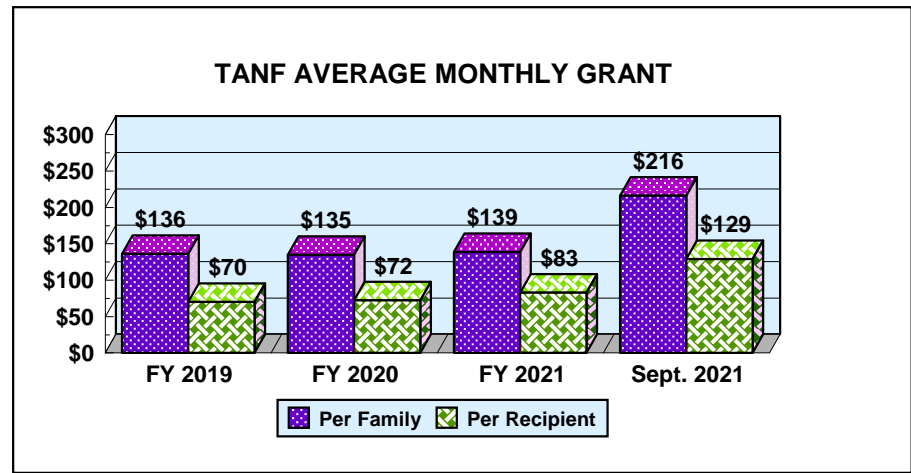
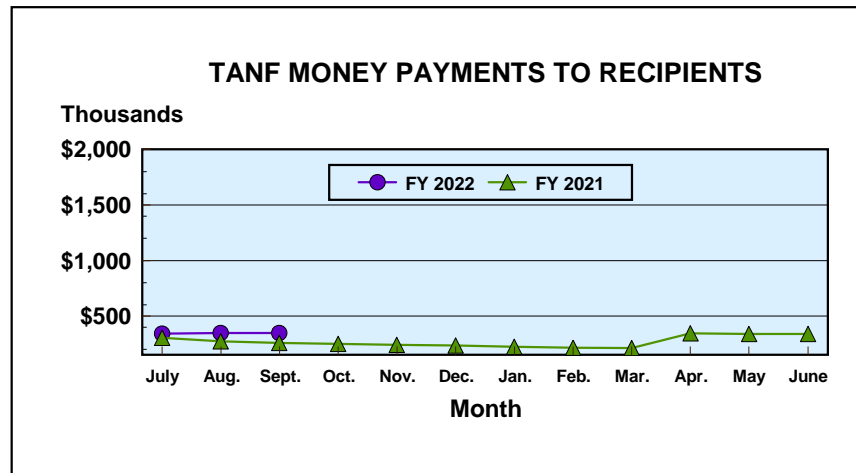
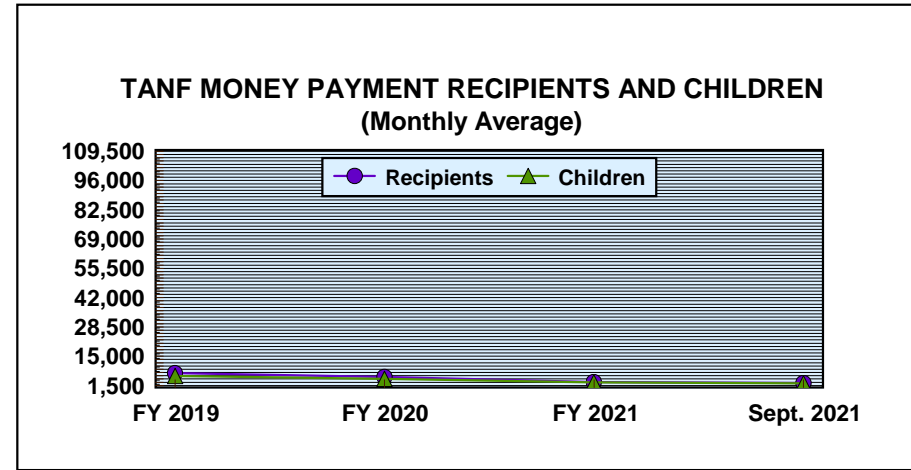
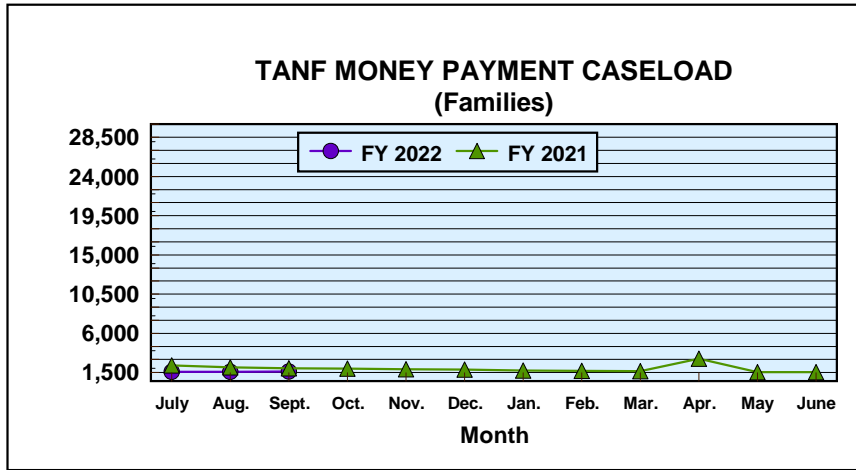
Prepared by Cost Allocation Unit, Division of Budgets and Accounting.

Mississippi Department of Human Services Graphic Overview of Program Data

Division of Economic Assistance Eligibility Temporary Assistance for Needy Families

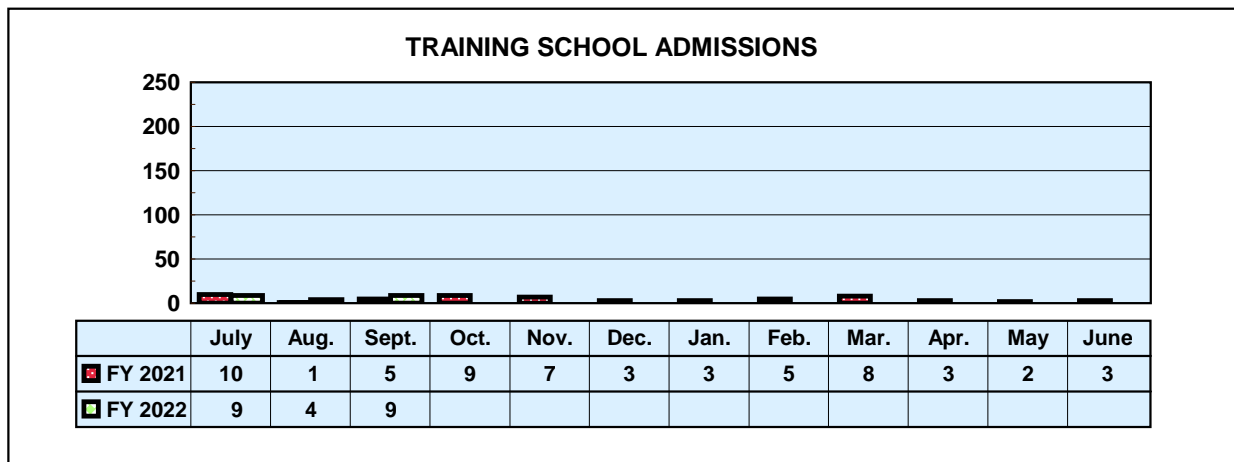
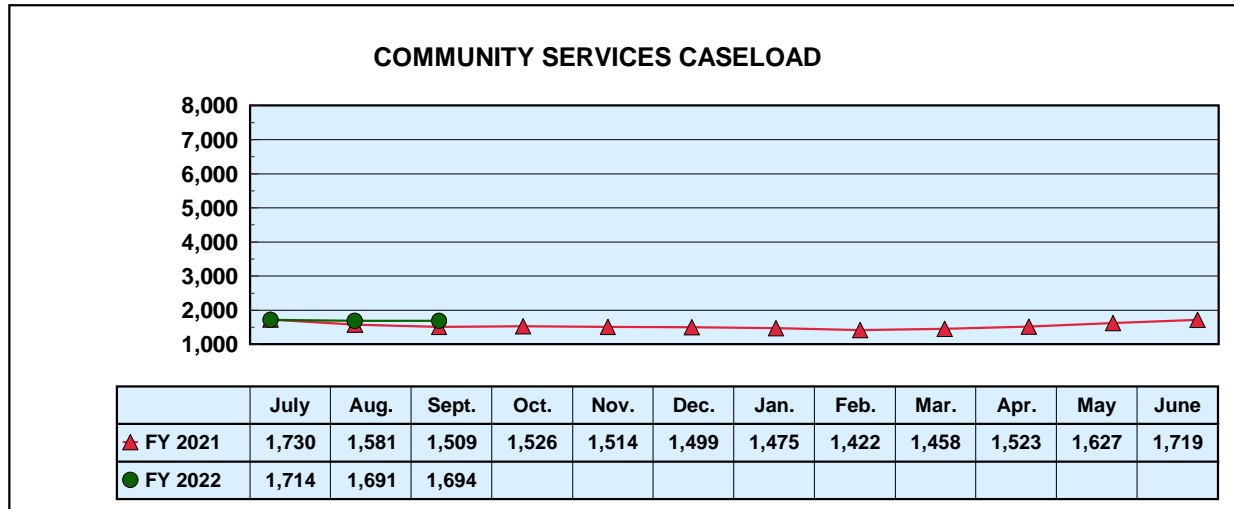
Month: September 2021

Date Released: 11/15/2021



Mississippi Department of Human Services Graphic Overview of Program Data

Division of Youth Services





MONTHLY STATISTICAL REPORT

Robert G. Anderson, Executive Director

Division of Economic Assistance Eligibility

Month: September 2021 Date Released: 11/15/2021

TEMPORARY ASSISTANCE FOR NEEDY FAMILIES ¹										
	MONEY PAYMENT			ONE-MONTH SUSPEND TANF	AVERAGE GRANT	Net Change From: August 2021				
	GRANT	ZERO	GRANT ²			GRANT	GRANT	ZERO	SUSPEND TANF	AVERAGE GRANT
		GRANT						GRANT		
Families	1,611	4	0	\$216.36	21	4	(2)	(\$1.97)		
Recipients	2,704	8	0	\$128.91	44	8	(5)	(\$1.60)		
Adults	243	1	0		18	1	(2)			
Children	2,461	7	0		26	7	(3)			
TOTAL GRANT AMOUNT	\$348,563				\$1,413					

SUPPLEMENTAL NUTRITION ASSISTANCE PROGRAM (SNAP)				
	NUMBER	AVERAGE BENEFIT VALUE	Net Change From: August 2021	
			NUMBER	AVERAGE
				BENEFIT VALUE
Households	213,652	\$472.33	3,499	\$6.96
Persons	430,264	\$234.54	6,758	\$3.61
BENEFIT VALUE		\$100,914,066		\$3,114,490
COST PER MEAL		\$2.61		\$0.13

TANF AND SNAP COLLECTIONS		
	AMOUNT	Net Change From: August 2021
TANF/AFDC Overpayment Collections	\$139	\$46
SNAP Overissuance Collections	\$268,369	\$18,377

¹ Total TANF program [TANF-Basic and TANF-Unemployed Parent (UP)]. Totals include UP data: 0 cases, 0 recipients, \$0 grant amount.
² Cases eligible for a money payment, but not legally entitled to a check because of \$10 minimum payment.

Prepared by Cost Allocation Unit, Division of Budgets and Accounting.



MONTHLY STATISTICAL REPORT

Division of Child Support Enforcement

Month: September 2021

Date Released: 11/15/2021

CHILD SUPPORT CASELOAD DATA

	CASES	Net Change From: August 2021
TOTAL	265,476	(153)
TANF/Foster Care	4,429	4
Non-TANF	243,898	(46)
TANF/Foster Care Arrears Only	15,197	(102)
Non-IV-D	1,952	(9)

NONCUSTODIAL PARENTS LOCATED

	NUMBER	Net Change From: August 2021
TOTAL	5,260	(354)
TANF/Foster Care Arrears Only	268	33
Non-TANF	4,992	(387)

CASES WITH COLLECTIONS

	NUMBER	Net Change From: August 2021
TOTAL CASES	68,683	(308)

TOTAL CHILD SUPPORT COLLECTIONS

	AMOUNT	Net Change From: August 2021
COLLECTED	\$27,740,333	(\$1,319,703)

Prepared by Cost Allocation Unit, Division of Budgets and Accounting.