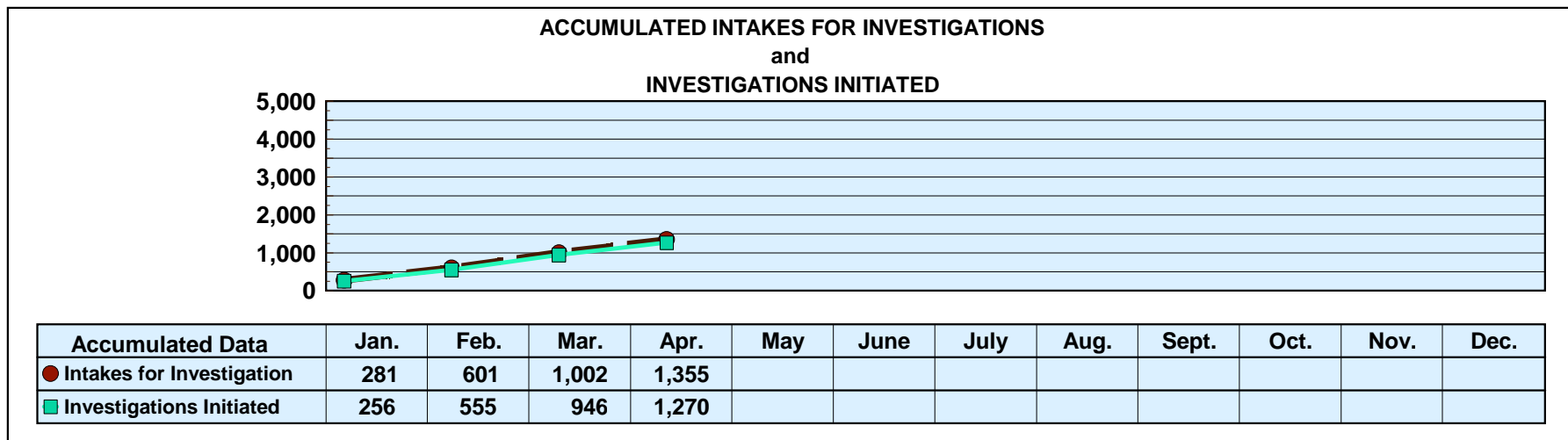
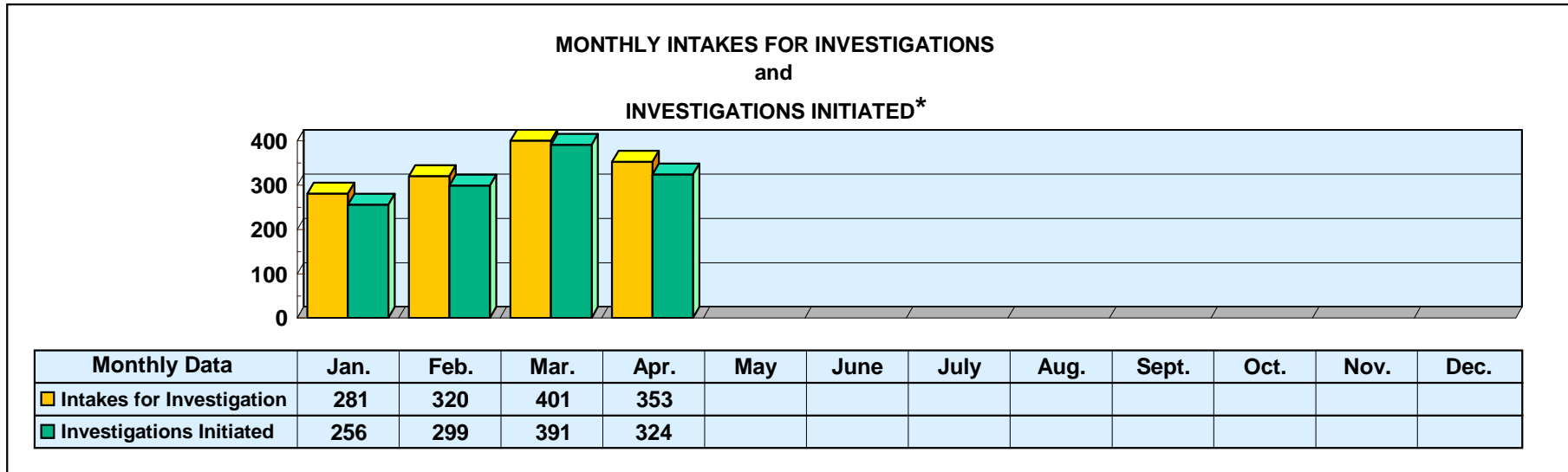


**Mississippi Department of Human Services
Graphic Overview of Program Data**

Month: April 2022

Date Released: 06/15/2022

**Division of Aging and Adult Services
ADULT PROTECTIVE SERVICES**



*An approximate manual count.

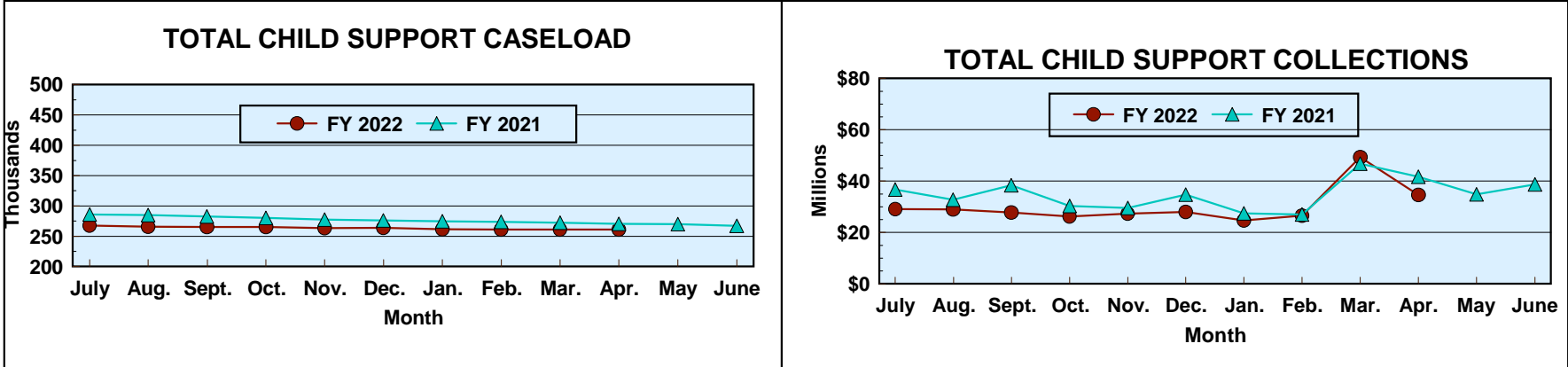
Prepared by Cost Allocation Unit, Division of Budgets and Accounting.

Mississippi Department of Human Services Graphic Overview of Program Data

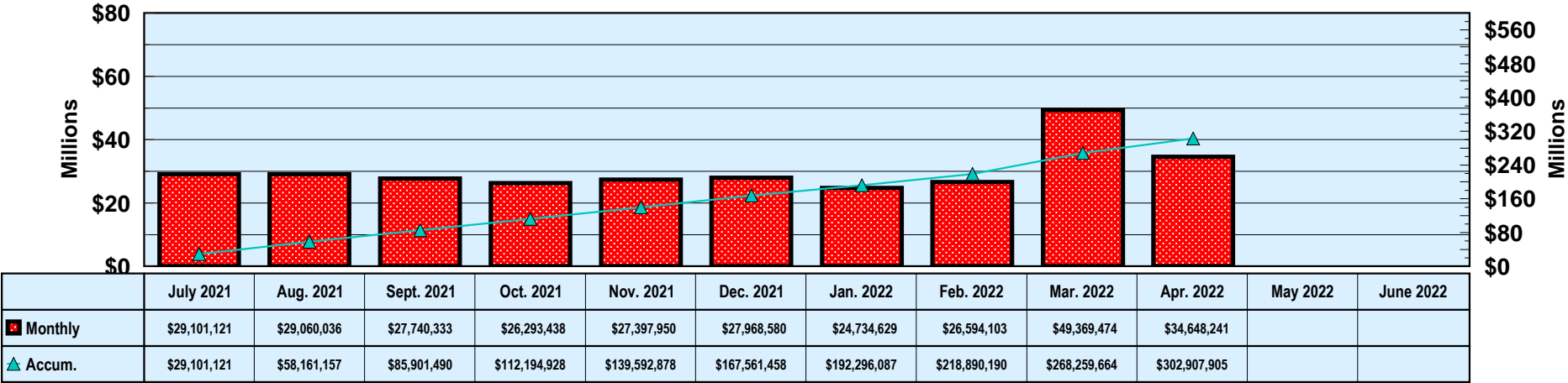
Month: April 2022

Date Released: 06/15/2022

Division of Child Support Enforcement



FY 2022 TOTAL COLLECTIONS (ACCUMULATED MONTHLY)



Prepared by Cost Allocation Unit, Division of Budgets and Accounting.


**Mississippi Department of Human Services
Graphic Overview of Program Data**

Month: April 2022

Date Released: 06/15/2022

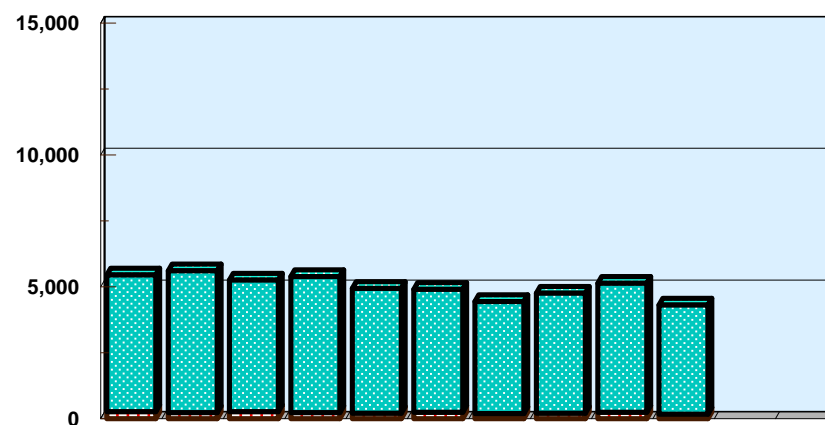
Division of Child Support Enforcement

**NUMBER OF CHILDREN FOR WHOM
PATERNITY WAS ESTABLISHED**



	07/21	08/21	09/21	10/21	11/21	12/21	01/22	02/22	03/22	04/22	05/22	06/22
TANF	14	31	27	14	13	10	7	28	16	15		
Non-TANF	802	1,213	1,154	780	667	733	548	490	596	596		

NONCUSTODIAL PARENTS LOCATED



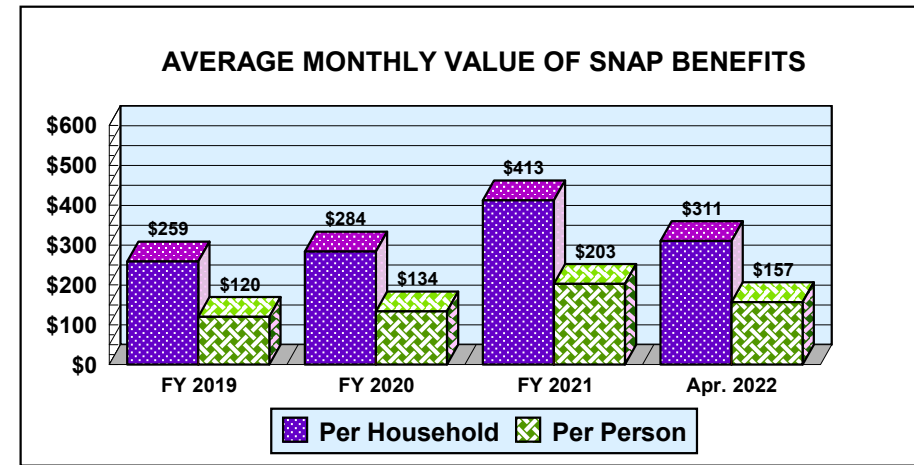
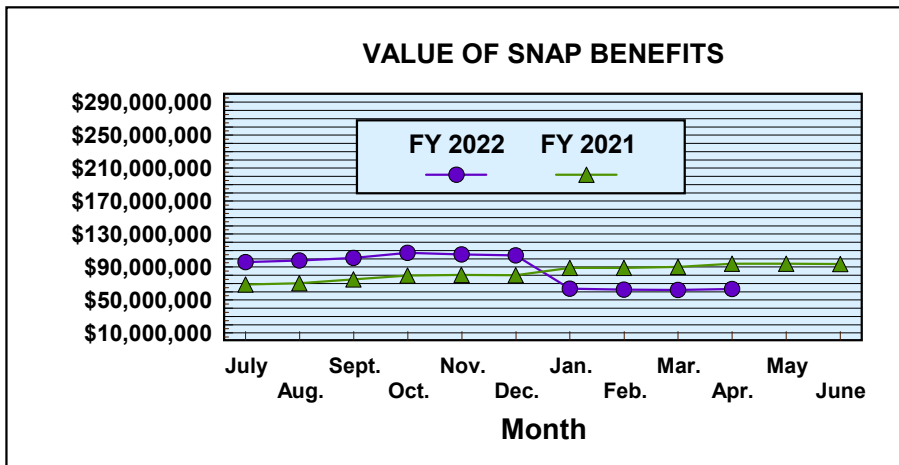
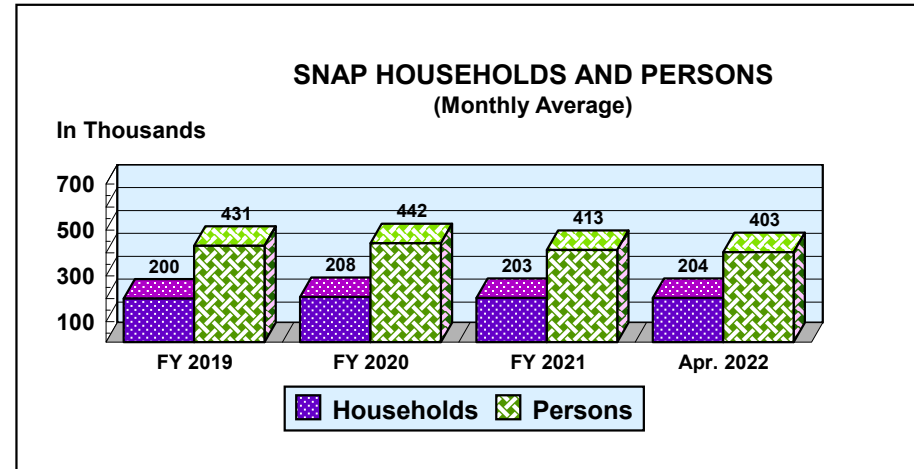
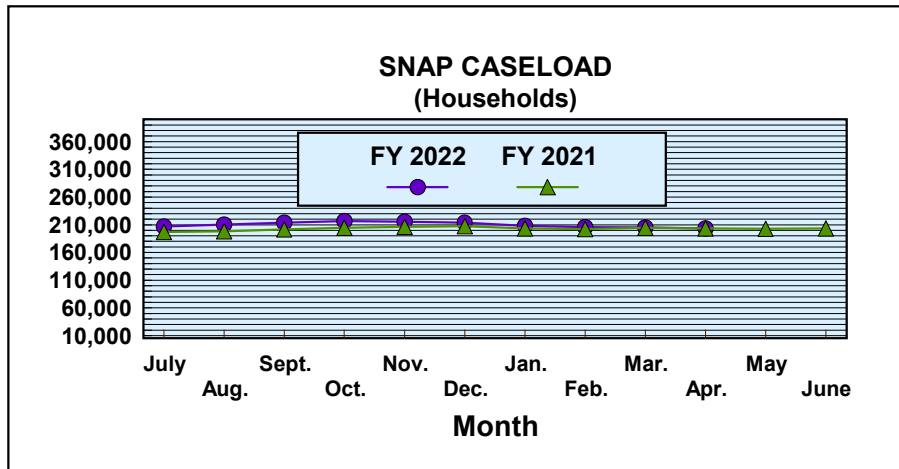
	07/21	08/21	09/21	10/21	11/21	12/21	01/22	02/22	03/22	04/22	05/22	06/22
TANF	269	235	268	233	217	248	201	207	249	181		
Non-TANF	5,191	5,379	4,992	5,157	4,732	4,662	4,244	4,562	4,891	4,139		

Mississippi Department of Human Services Graphic Overview of Program Data

Month: April 2022

Date Released: 06/15/2022

Division of Economic Assistance Eligibility Supplemental Nutrition Assistance Program (SNAP)



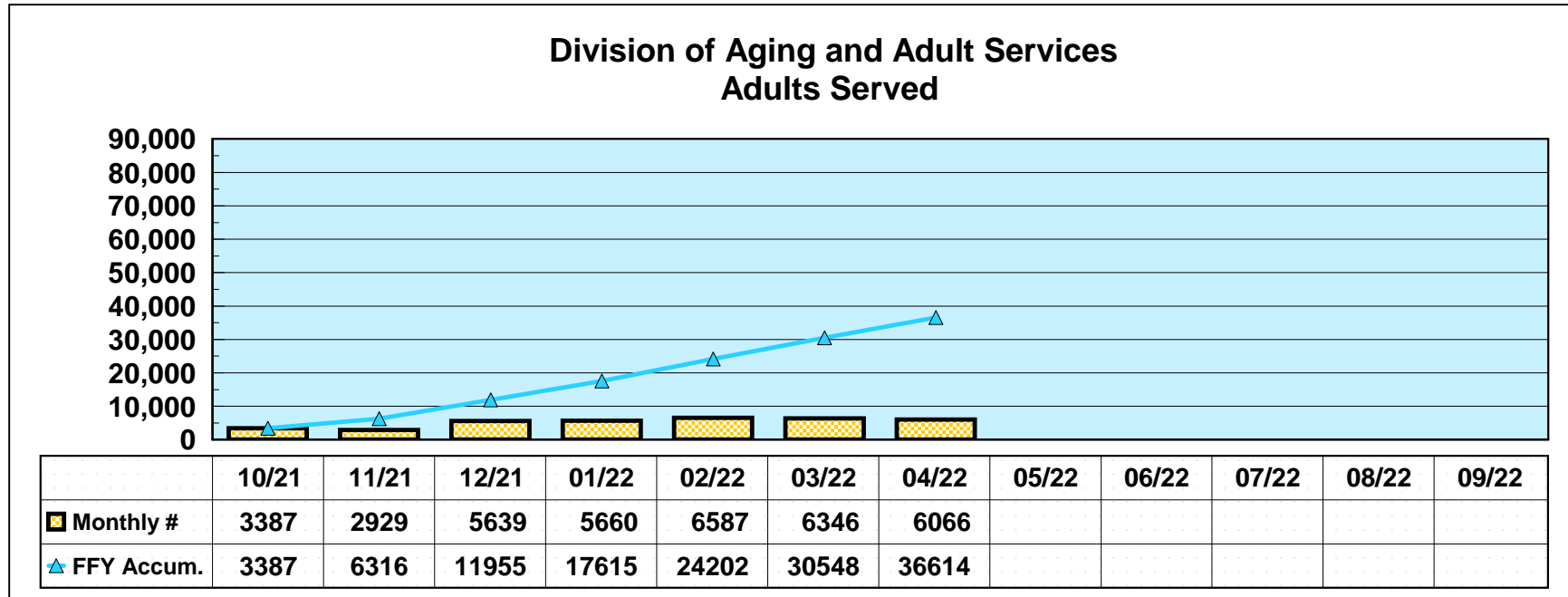
**Mississippi Department of Human Services
Graphic Overview of Program Data**

Month: April 2022

Date Released: 06/15/2022

Social Services Block Grant

**NEW CLIENTS SERVED
FEDERAL FISCAL YEAR 2022***



*Reflects unduplicated count of clients served monthly.

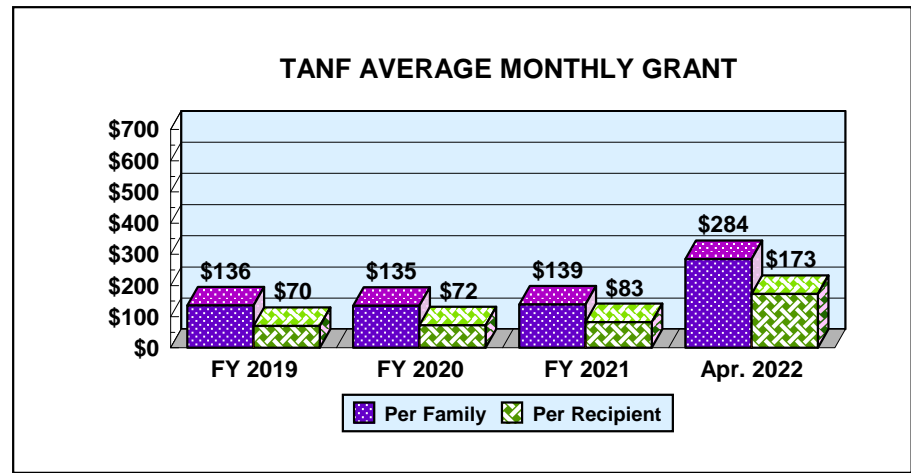
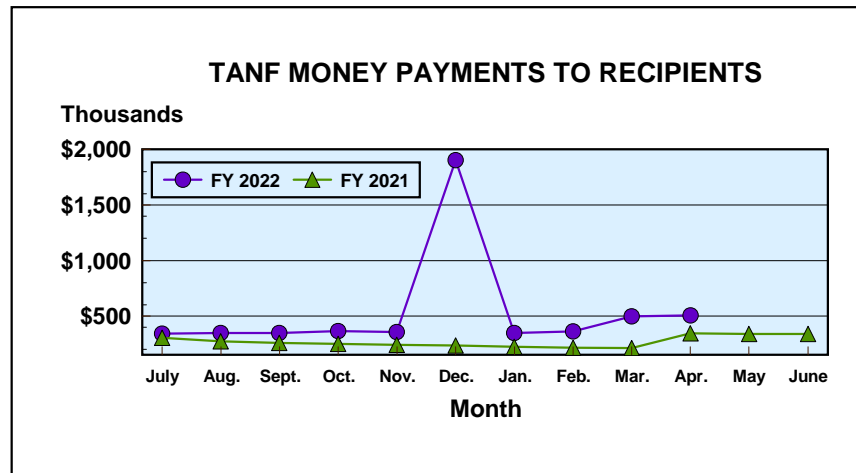
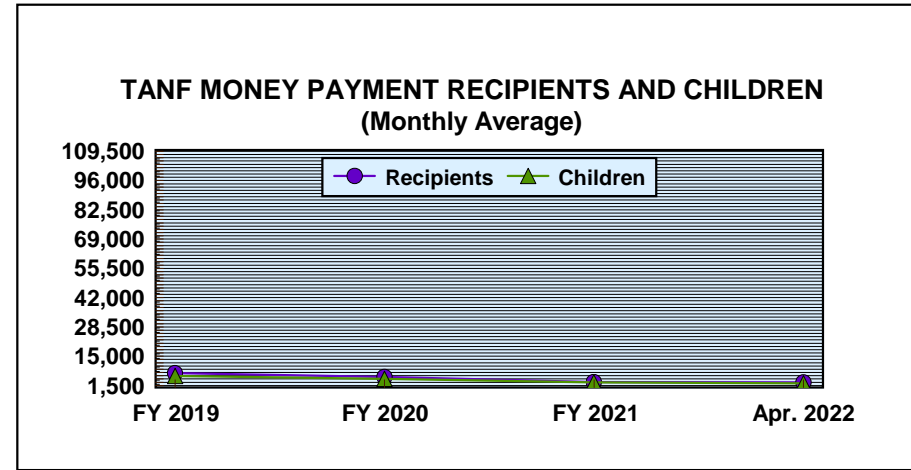
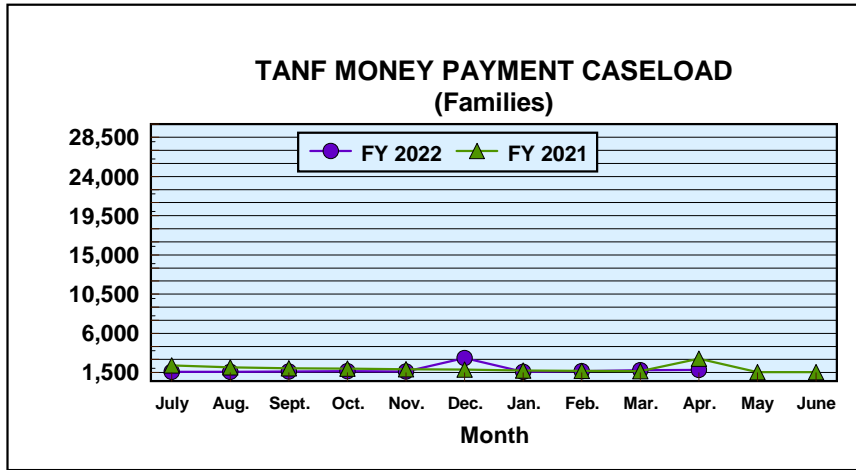
Prepared by Cost Allocation Unit, Division of Budgets and Accounting.

Mississippi Department of Human Services Graphic Overview of Program Data

Division of Economic Assistance Eligibility Temporary Assistance for Needy Families

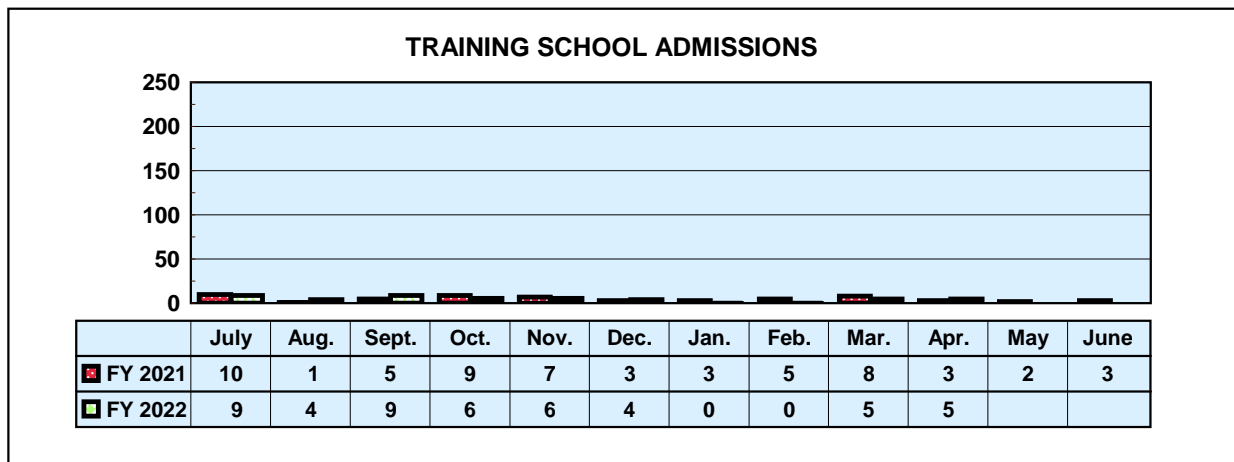
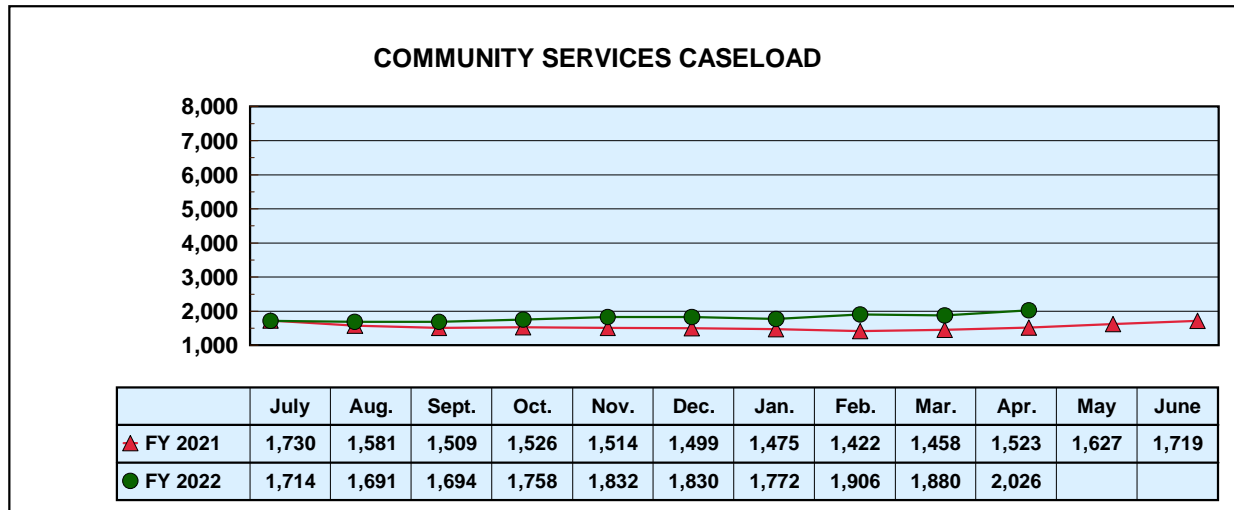
Month: April 2022

Date Released: 06/15/2022



Mississippi Department of Human Services Graphic Overview of Program Data

Division of Youth Services





MONTHLY STATISTICAL REPORT

Robert G. Anderson, Executive Director

Division of Economic Assistance Eligibility

Month: April 2022 Date Released: 06/15/2022

TEMPORARY ASSISTANCE FOR NEEDY FAMILIES¹

	MONEY PAYMENT		ONE-MONTH SUSPEND TANF	AVERAGE GRANT	Net Change From: March 2022			
	GRANT	ZERO			GRANT	GRANT	SUSPEND TANF	AVERAGE GRANT
		GRANT ²						
Families	1,782	7	0	\$284.36	19	1	0	\$2.90
Recipients	2,935	14	0	\$172.65	(59)	3	0	\$6.92
Adults	450	2	0		17	(2)	0	
Children	2,485	12	0		(76)	5	0	
TOTAL GRANT AMOUNT				\$506,726				\$10,519

SUPPLEMENTAL NUTRITION ASSISTANCE PROGRAM (SNAP)

	NUMBER	AVERAGE BENEFIT VALUE	Net Change From: March 2022	
			NUMBER	AVERAGE BENEFIT VALUE
Households	203,644	\$310.61	(1,587)	\$7.94
Persons	403,206	\$156.88	(2,632)	\$3.82
BENEFIT VALUE		\$63,254,451		\$1,136,712
COST PER MEAL		\$1.74		\$0.09

TANF AND SNAP COLLECTIONS

	AMOUNT	Net Change From: March 2022
TANF/AFDC Overpayment Collections	\$140	(\$10)
SNAP Overissuance Collections	\$168,172	\$22,285

¹ Total TANF program [TANF-Basic and TANF-Unemployed Parent (UP)]. Totals include UP data: 0 cases, 0 recipients, \$0 grant amount.
² Cases eligible for a money payment, but not legally entitled to a check because of \$10 minimum payment.



MONTHLY STATISTICAL REPORT

Division of Child Support Enforcement

Month: April 2022

Date Released: 06/15/2022

CHILD SUPPORT CASELOAD DATA

	CASES	Net Change From: March 2022
TOTAL	260,913	(262)
TANF/Foster Care	4,493	(33)
Non-TANF	240,279	(62)
TANF/Foster Care Arrears Only	14,305	(155)
Non-IV-D	1,836	(12)

NONCUSTODIAL PARENTS LOCATED

	NUMBER	Net Change From: March 2022
TOTAL	4,320	(820)
TANF/Foster Care Arrears Only	181	(68)
Non-TANF	4,139	(752)

CASES WITH COLLECTIONS

	NUMBER	Net Change From: March 2022
TOTAL CASES	70,333	(874)

TOTAL CHILD SUPPORT COLLECTIONS

	AMOUNT	Net Change From: March 2022
COLLECTED	\$34,648,241	(\$14,721,233)

Prepared by Cost Allocation Unit, Division of Budgets and Accounting.