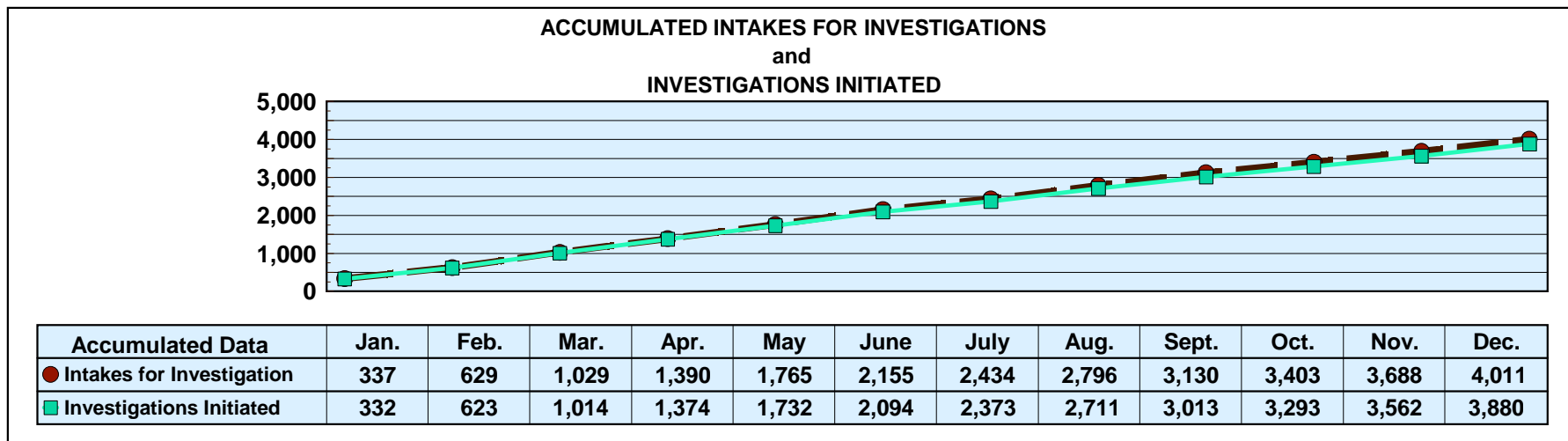
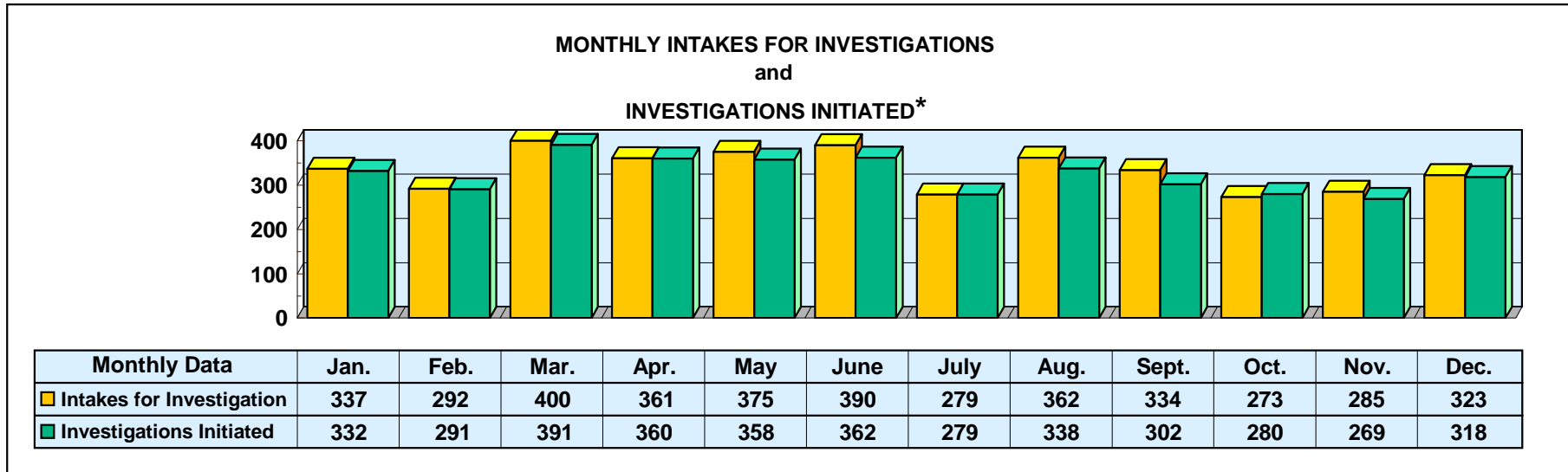


Mississippi Department of Human Services Graphic Overview of Program Data

Month: December 2021

Date Released: 02/15/2022

Division of Aging and Adult Services ADULT PROTECTIVE SERVICES



*An approximate manual count.

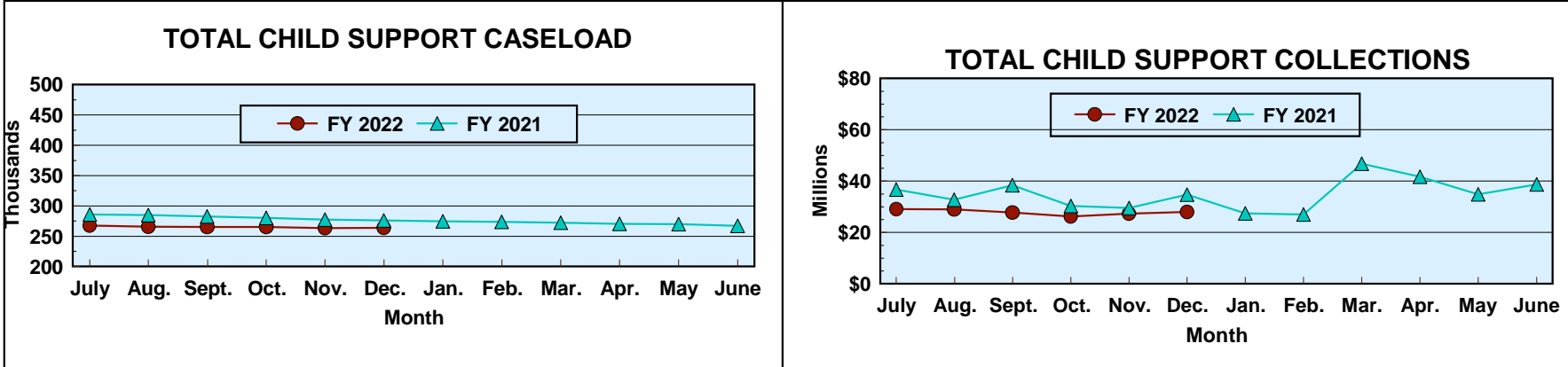
Prepared by Cost Allocation Unit, Division of Budgets and Accounting.

Mississippi Department of Human Services Graphic Overview of Program Data

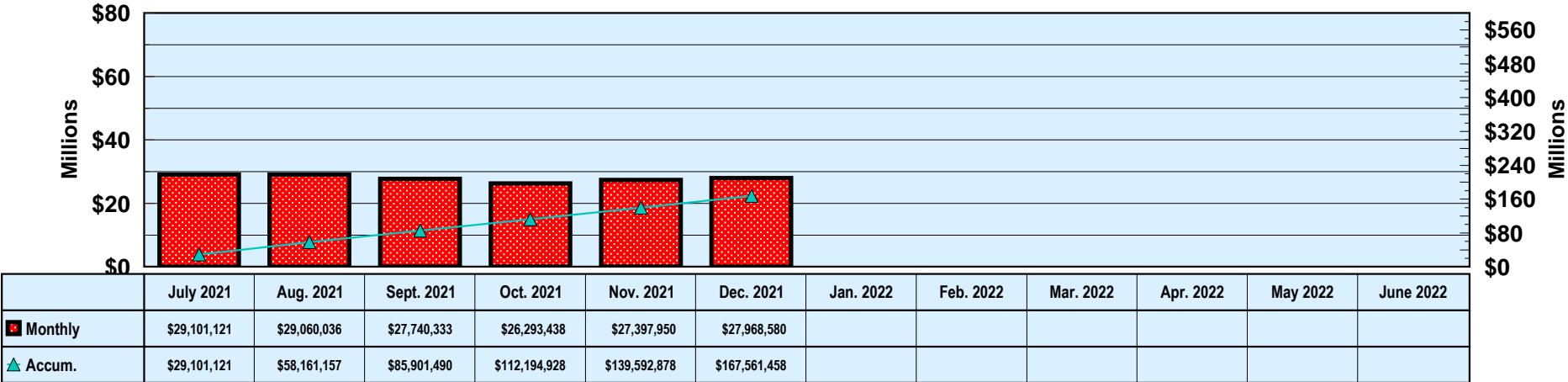
Month: December 2021

Date Released: 02/15/2022

Division of Child Support Enforcement



FY 2022 TOTAL COLLECTIONS (ACCUMULATED MONTHLY)



Prepared by Cost Allocation Unit, Division of Budgets and Accounting.


**Mississippi Department of Human Services
Graphic Overview of Program Data**

Month: December 2021

Date Released: 02/15/2022

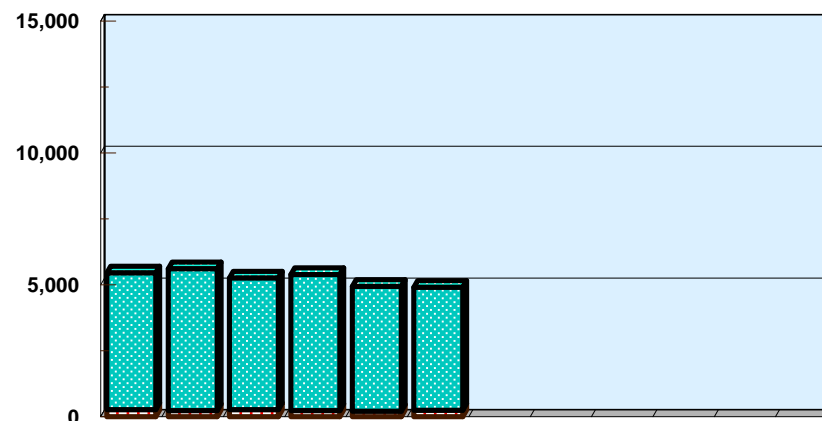
Division of Child Support Enforcement

**NUMBER OF CHILDREN FOR WHOM
PATERNITY WAS ESTABLISHED**



	07/21	08/21	09/21	10/21	11/21	12/21	01/22	02/22	03/22	04/22	05/22	06/22
TANF	14	31	27	14	13	10						
Non-TANF	802	1,213	1,154	780	667	733						

NONCUSTODIAL PARENTS LOCATED



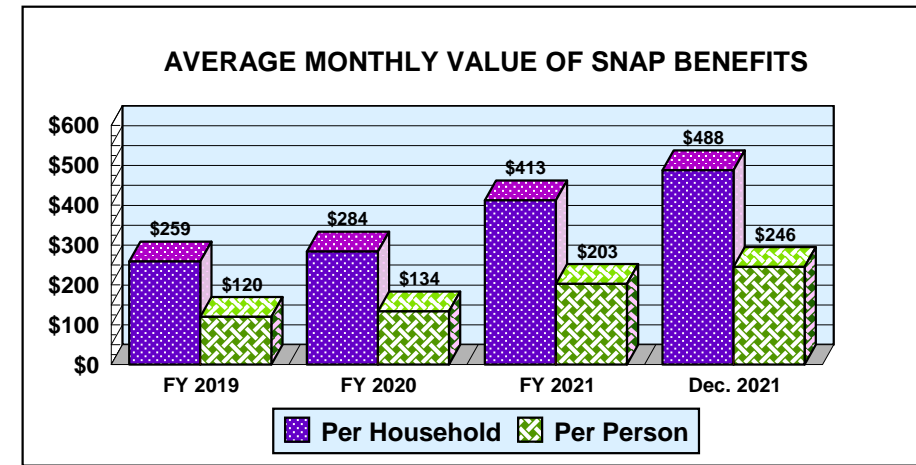
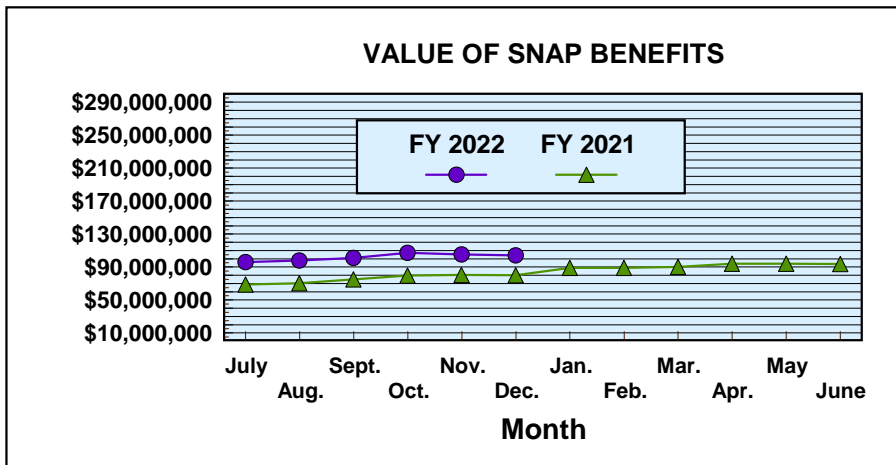
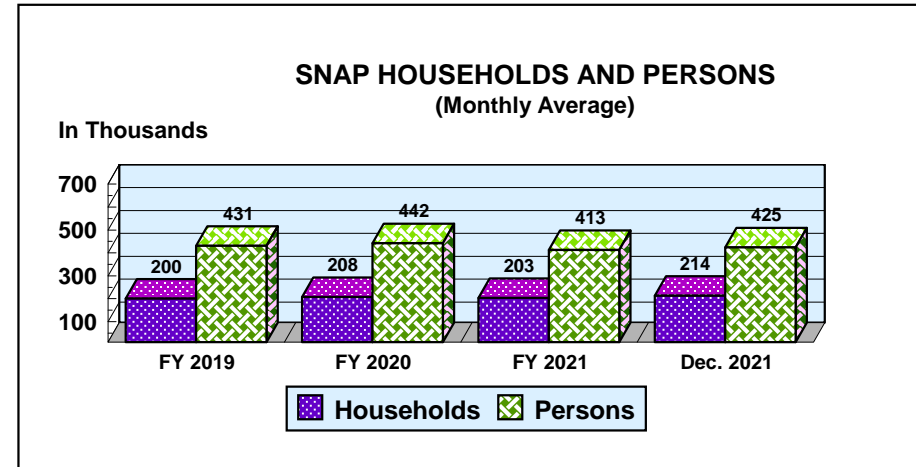
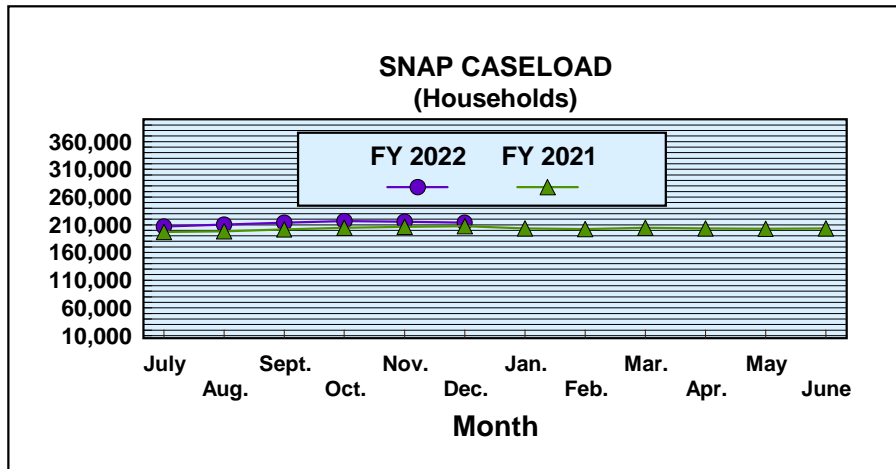
	07/21	08/21	09/21	10/21	11/21	12/21	01/22	02/22	03/22	04/22	05/22	06/22
TANF	269	235	268	233	217	248						
Non-TANF	5,191	5,379	4,992	5,157	4,732	4,662						

Mississippi Department of Human Services Graphic Overview of Program Data

Month: December 2021

Date Released: 02/15/2022

Division of Economic Assistance Eligibility Supplemental Nutrition Assistance Program (SNAP)



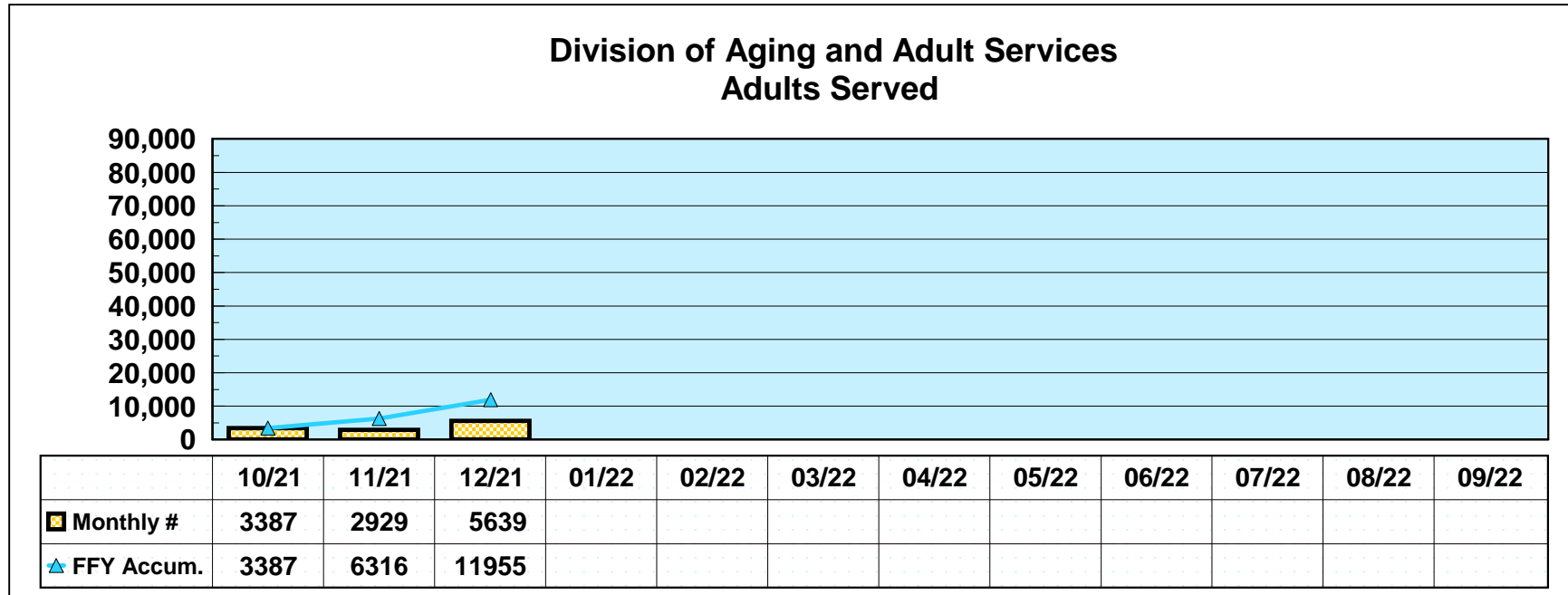
**Mississippi Department of Human Services
Graphic Overview of Program Data**

Month: December 2021

Date Released: 02/15/2022

Social Services Block Grant

**NEW CLIENTS SERVED
FEDERAL FISCAL YEAR 2022***



*Reflects unduplicated count of clients served monthly.

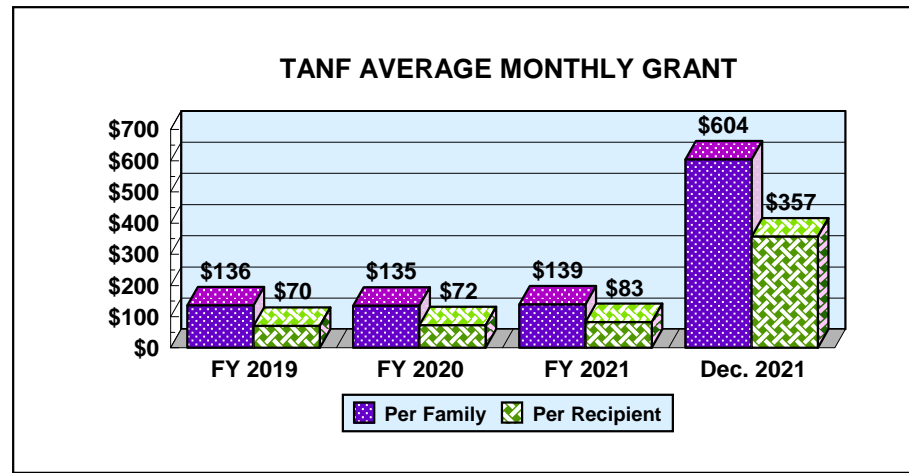
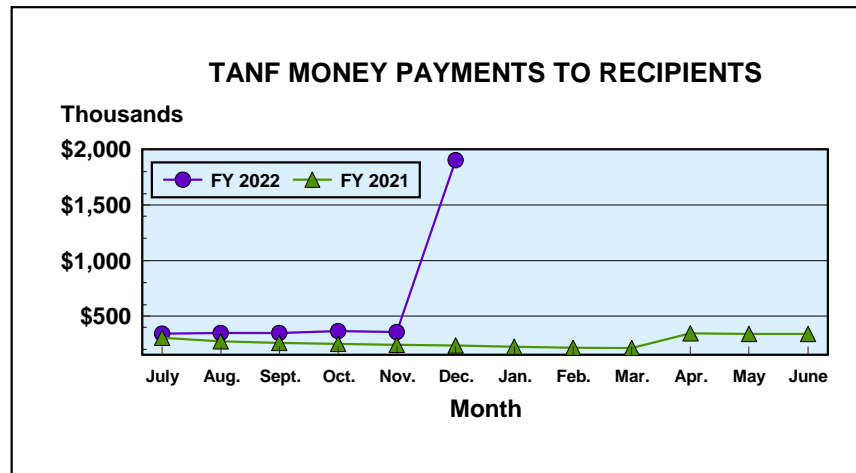
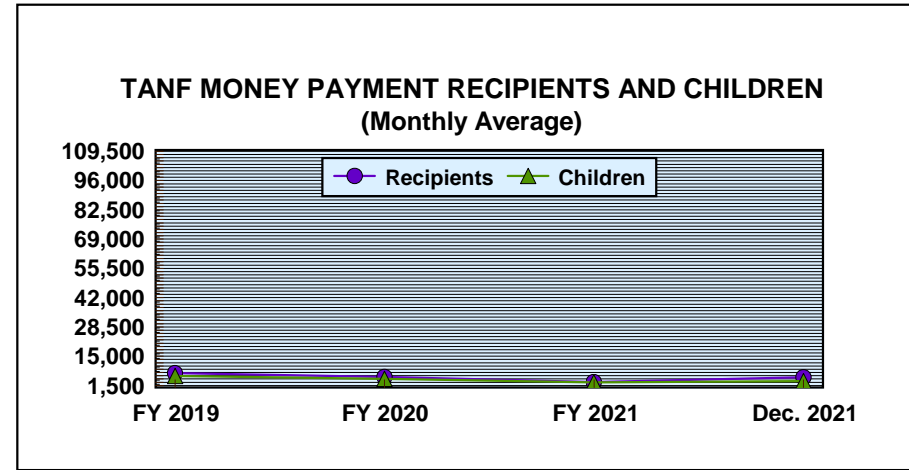
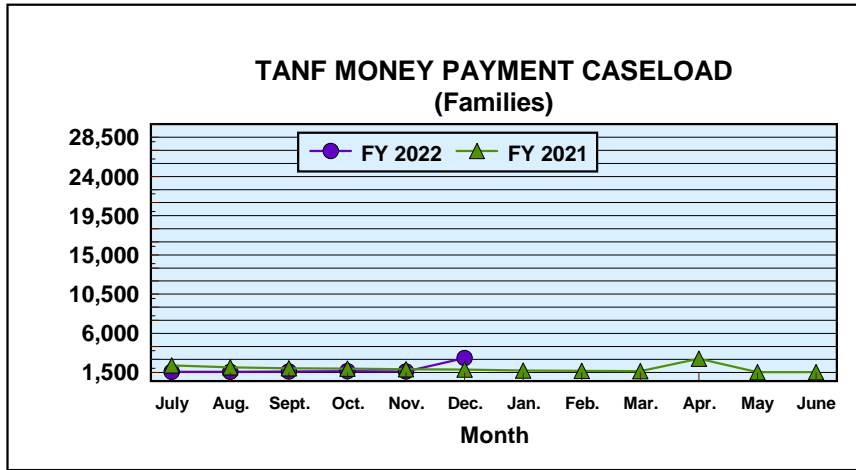
Prepared by Cost Allocation Unit, Division of Budgets and Accounting.

Mississippi Department of Human Services Graphic Overview of Program Data

Division of Economic Assistance Eligibility Temporary Assistance for Needy Families

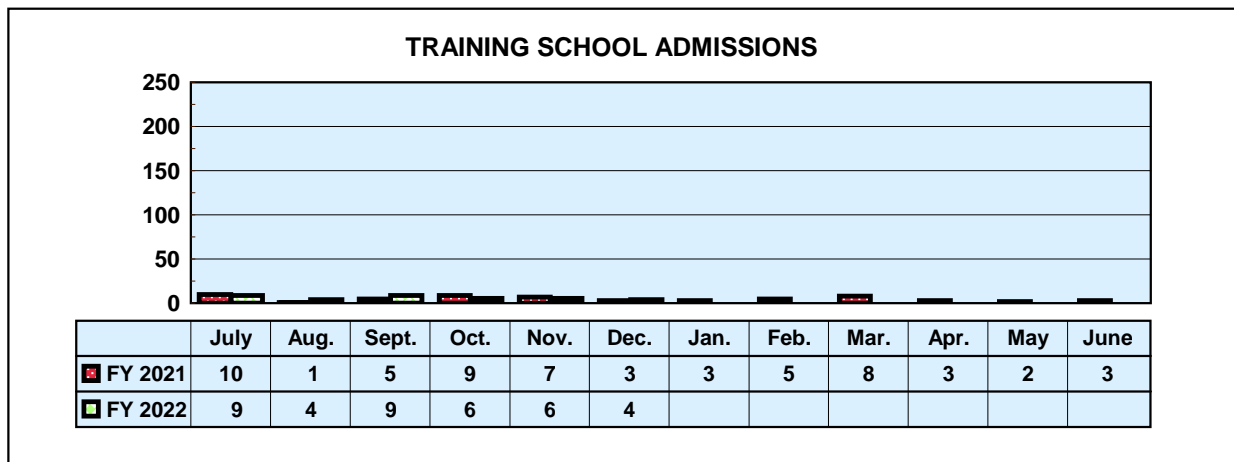
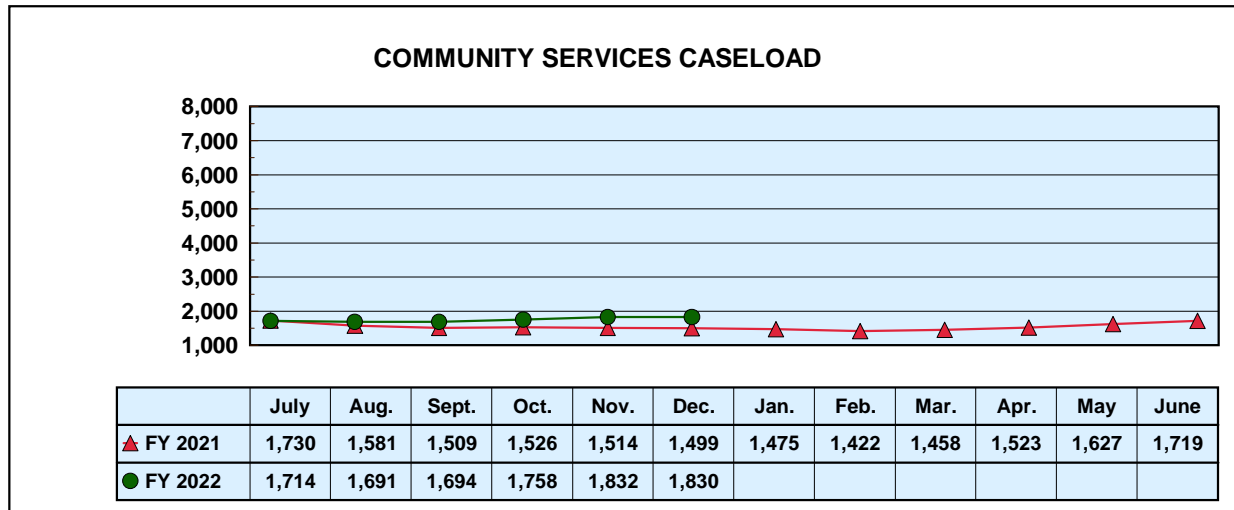
Month: December 2021

Date Released: 02/15/2022



Mississippi Department of Human Services Graphic Overview of Program Data

Division of Youth Services





MONTHLY STATISTICAL REPORT

Robert G. Anderson, Executive Director

Division of Economic Assistance Eligibility

Month: December 2021 Date Released: 02/15/2022

TEMPORARY ASSISTANCE FOR NEEDY FAMILIES¹

	MONEY PAYMENT				Net Change From: November 2021			
	ZERO		ONE-MONTH	AVERAGE	ZERO		ONE-MONTH	AVERAGE
	GRANT	GRANT ²	SUSPEND TANF		GRANT	GRANT	SUSPEND TANF	
Families	3,152	3	4	\$603.85	1,524	3	2	\$385.15
Recipients	5,338	5	10	\$356.57	2,580	5	6	\$227.48
Adults	1,809	1	3		1,553	1	1	
Children	3,529	4	7		1,027	4	5	
TOTAL GRANT AMOUNT				\$1,903,346				\$1,547,302

SUPPLEMENTAL NUTRITION ASSISTANCE PROGRAM (SNAP)

	NUMBER	AVERAGE BENEFIT VALUE	Net Change From: November 2021	
			NUMBER	AVERAGE BENEFIT VALUE
Households	213,595	\$488.23	(1,754)	(\$1.38)
Persons	424,608	\$245.60	(5,436)	\$0.42
BENEFIT VALUE	\$104,283,109		(\$1,154,158)	
COST PER MEAL	\$2.64		(\$0.08)	

TANF AND SNAP COLLECTIONS

	AMOUNT	Net Change From: November 2021
TANF/AFDC Overpayment Collections	\$72	\$42
SNAP Overissuance Collections	\$186,783	(\$63,634)

¹ Total TANF program [TANF-Basic and TANF-Unemployed Parent (UP)]. Totals include UP data: 0 cases, 0 recipients, \$0 grant amount.
² Cases eligible for a money payment, but not legally entitled to a check because of \$10 minimum payment.



MONTHLY STATISTICAL REPORT

Division of Child Support Enforcement

Month: December 2021

Date Released: 02/15/2022

CHILD SUPPORT CASELOAD DATA

	CASES	Net Change From: November 2021
TOTAL	263,847	338
TANF/Foster Care	4,467	(7)
Non-TANF	242,577	378
TANF/Foster Care Arrears Only	14,907	(22)
Non-IV-D	1,896	(11)

NONCUSTODIAL PARENTS LOCATED

	NUMBER	Net Change From: November 2021
TOTAL	4,910	(39)
TANF/Foster Care Arrears Only	248	31
Non-TANF	4,662	(70)

CASES WITH COLLECTIONS

	NUMBER	Net Change From: November 2021
TOTAL CASES	69,405	202

TOTAL CHILD SUPPORT COLLECTIONS

	AMOUNT	Net Change From: November 2021
COLLECTED	\$27,968,580	\$570,630

Prepared by Cost Allocation Unit, Division of Budgets and Accounting.