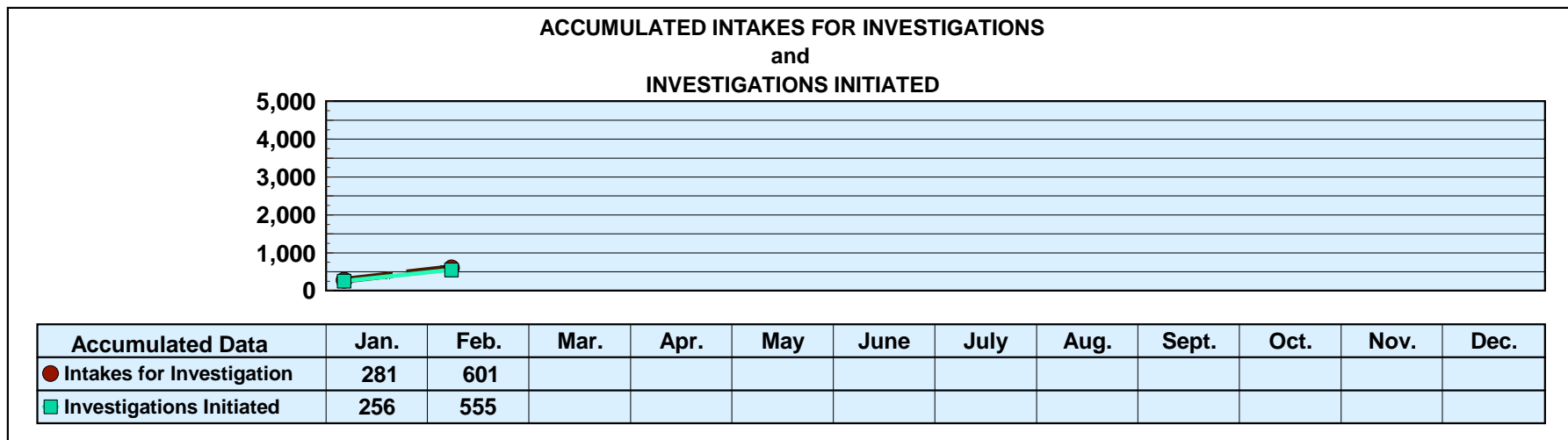
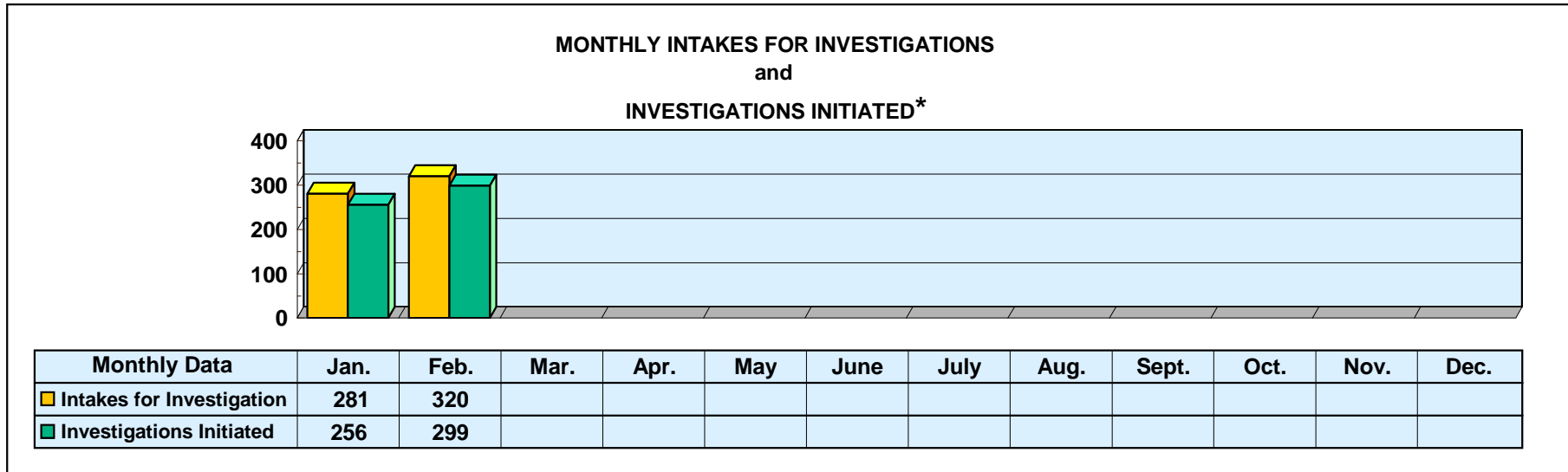


**Mississippi Department of Human Services  
Graphic Overview of Program Data**

Month: February 2022

Date Released: 04/15/2022

**Division of Aging and Adult Services  
ADULT PROTECTIVE SERVICES**



\*An approximate manual count.

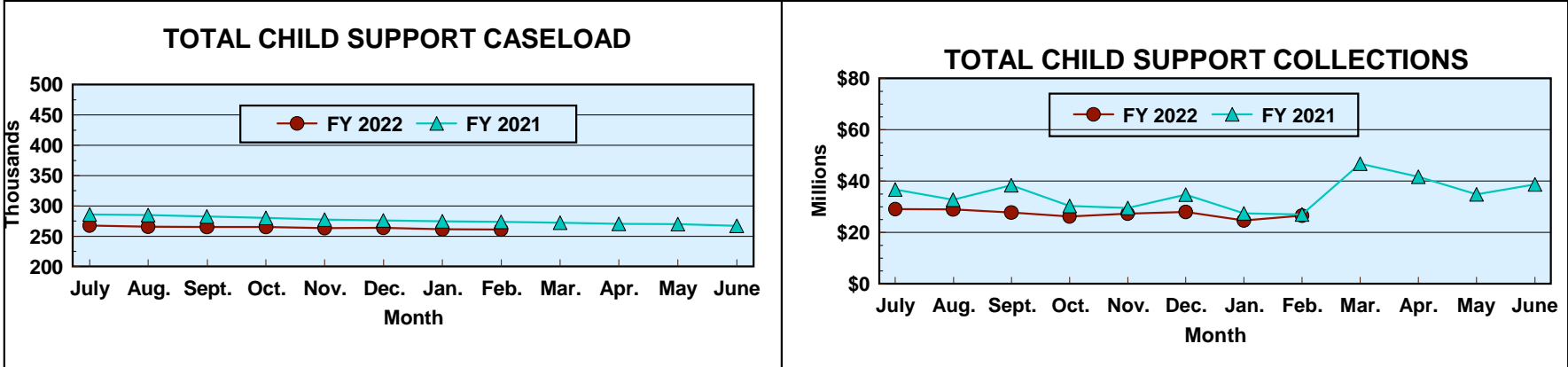
Prepared by Cost Allocation Unit, Division of Budgets and Accounting.

# Mississippi Department of Human Services Graphic Overview of Program Data

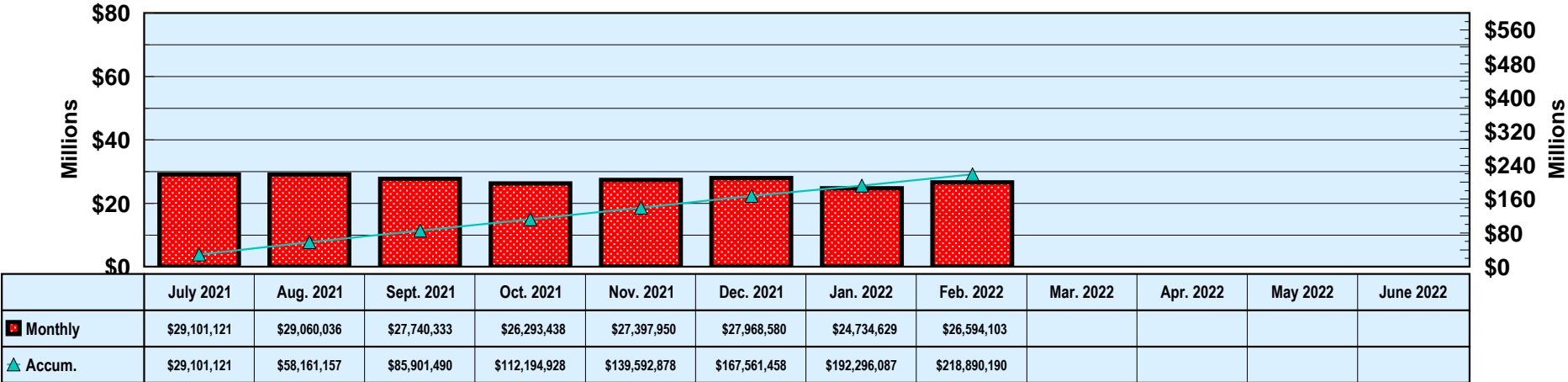
Month: February 2022

Date Released: 04/15/2022

## Division of Child Support Enforcement



### FY 2022 TOTAL COLLECTIONS (ACCUMULATED MONTHLY)



Prepared by Cost Allocation Unit, Division of Budgets and Accounting.

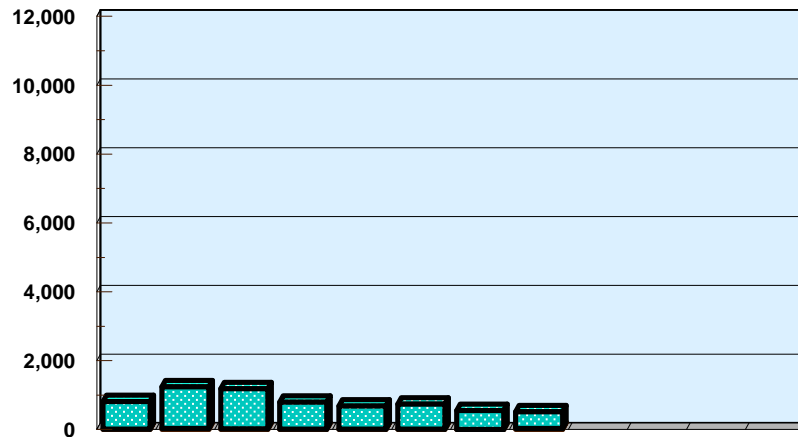
**Mississippi Department of Human Services  
Graphic Overview of Program Data**

Month: February 2022

Date Released: 04/15/2022

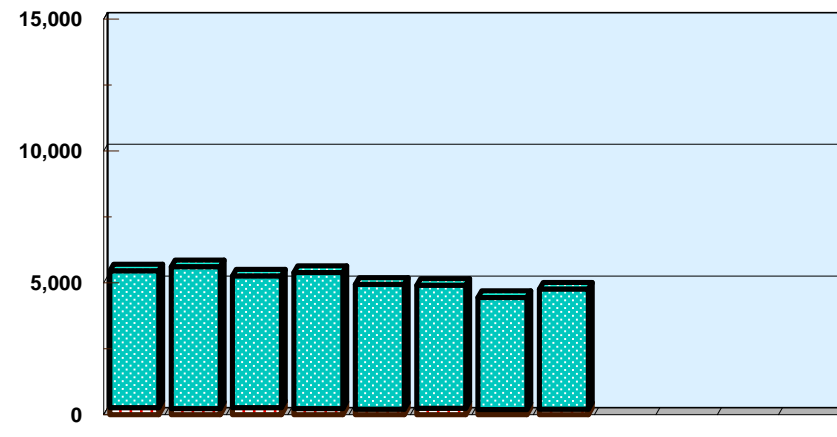
**Division of Child Support Enforcement**

**NUMBER OF CHILDREN FOR WHOM  
PATERNITY WAS ESTABLISHED**



	07/21	08/21	09/21	10/21	11/21	12/21	01/22	02/22	03/22	04/22	05/22	06/22
TANF	14	31	27	14	13	10	7	28				
Non-TANF	802	1,213	1,154	780	667	733	548	490				

**NONCUSTODIAL PARENTS LOCATED**



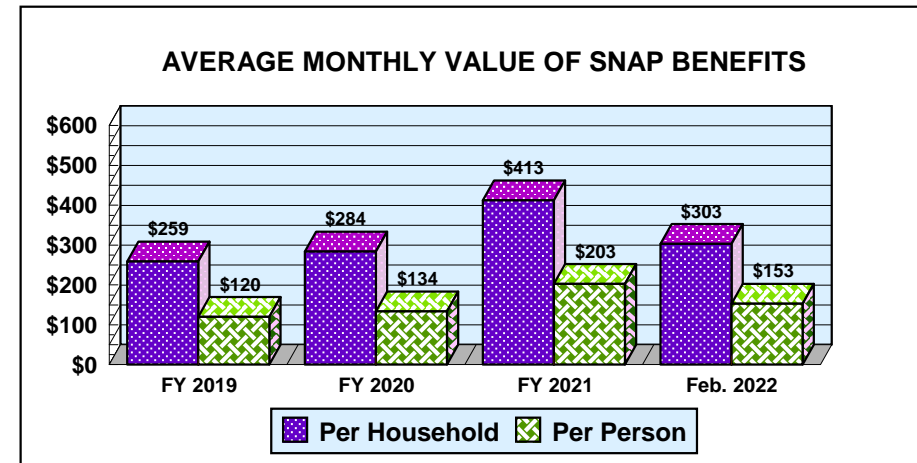
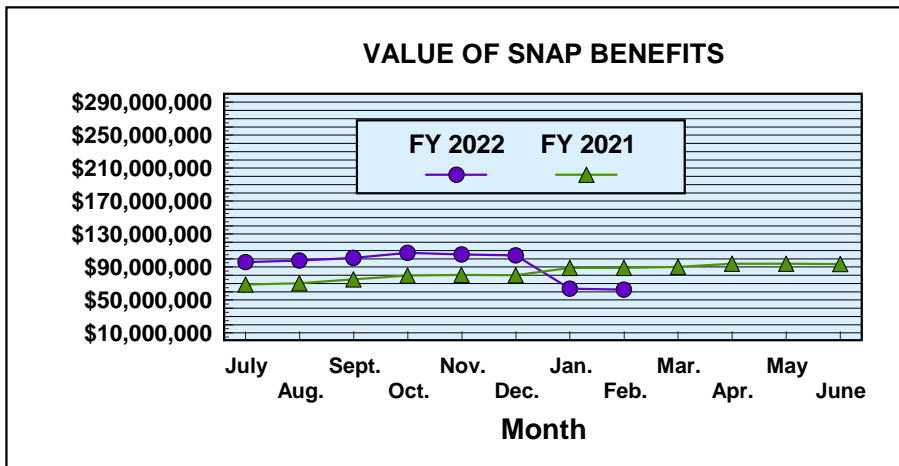
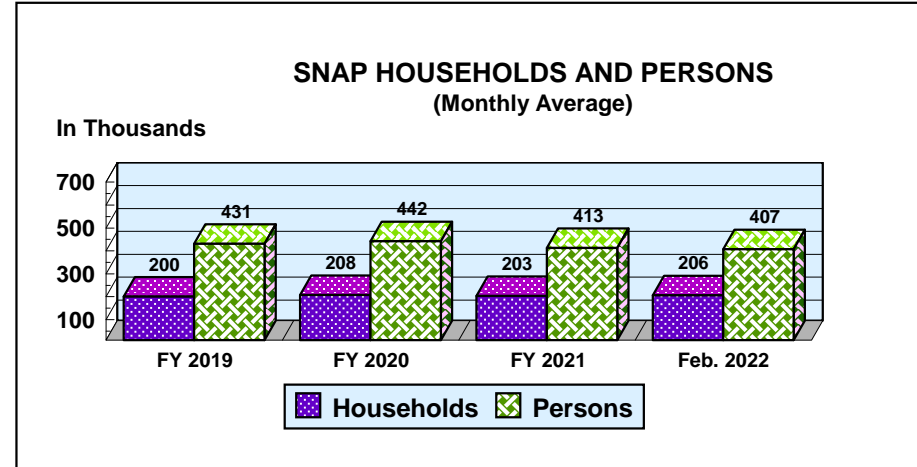
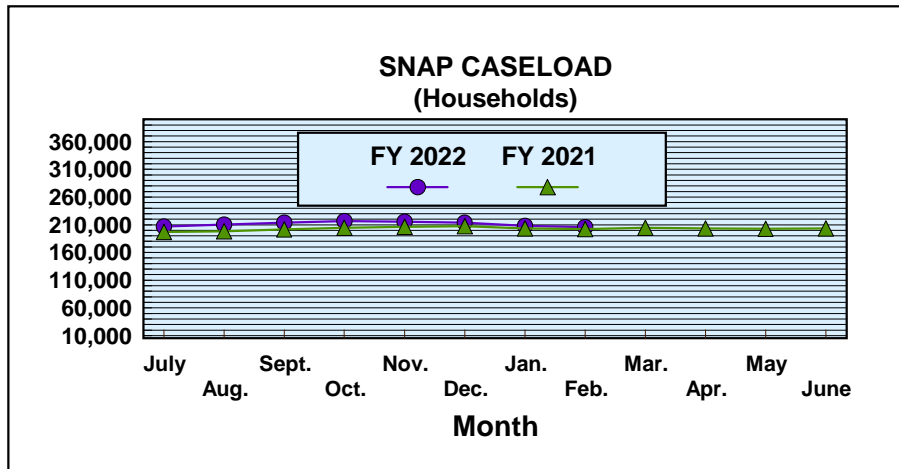
	07/21	08/21	09/21	10/21	11/21	12/21	01/22	02/22	03/22	04/22	05/22	06/22
TANF	269	235	268	233	217	248	201	207				
Non-TANF	5,191	5,379	4,992	5,157	4,732	4,662	4,244	4,562				

# Mississippi Department of Human Services Graphic Overview of Program Data

Month: February 2022

Date Released: 04/15/2022

## Division of Economic Assistance Eligibility Supplemental Nutrition Assistance Program (SNAP)



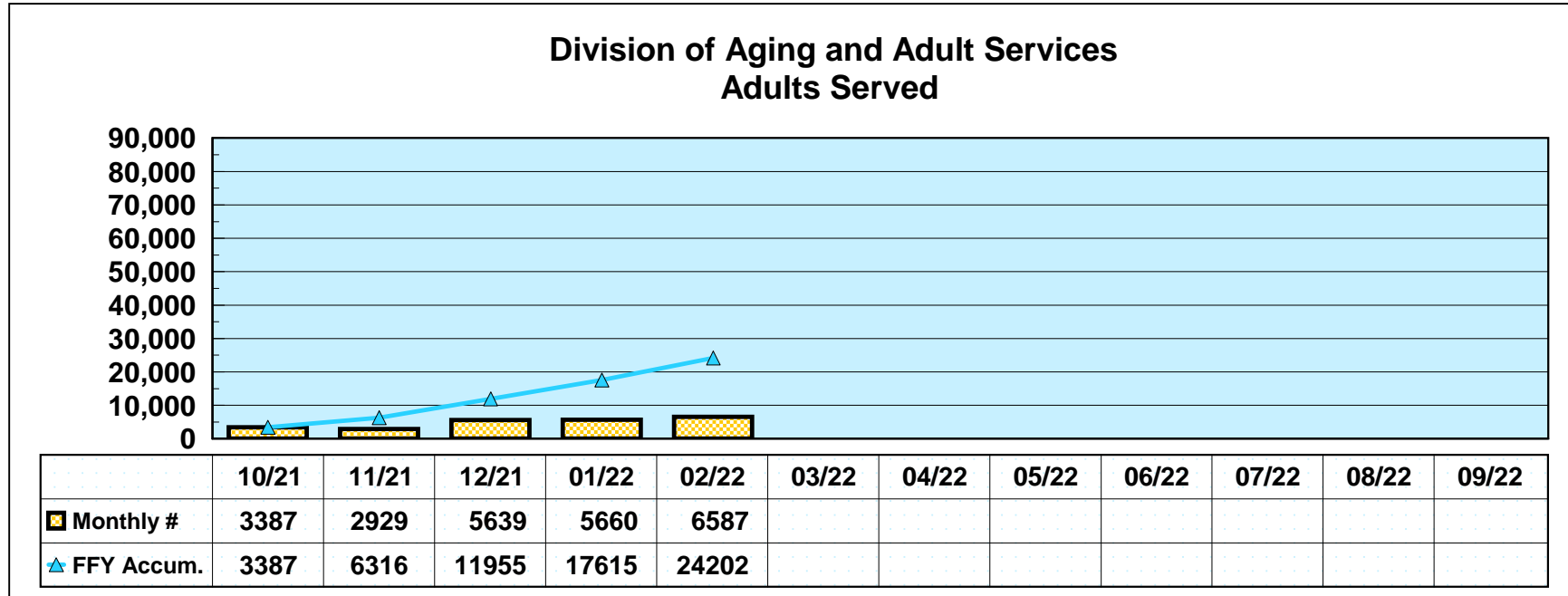
**Mississippi Department of Human Services  
Graphic Overview of Program Data**

Month: February 2022

Date Released: 04/15/2022

**Social Services Block Grant**

**NEW CLIENTS SERVED  
FEDERAL FISCAL YEAR 2022\***



\*Reflects unduplicated count of clients served monthly.

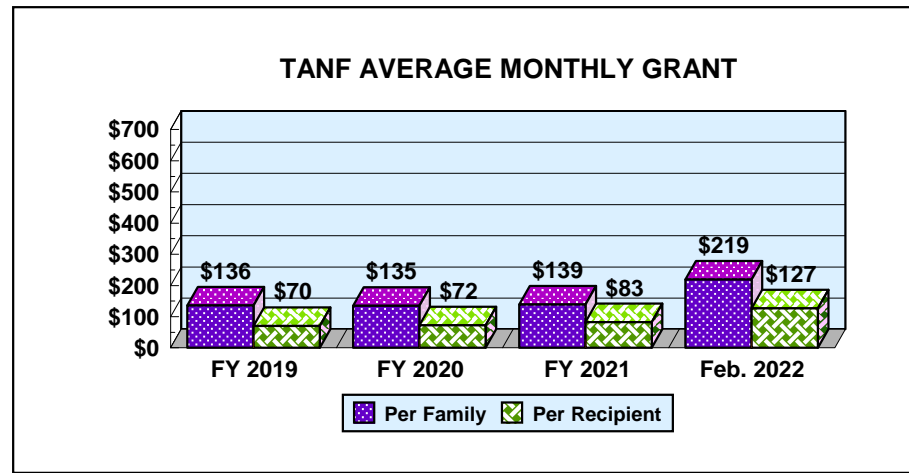
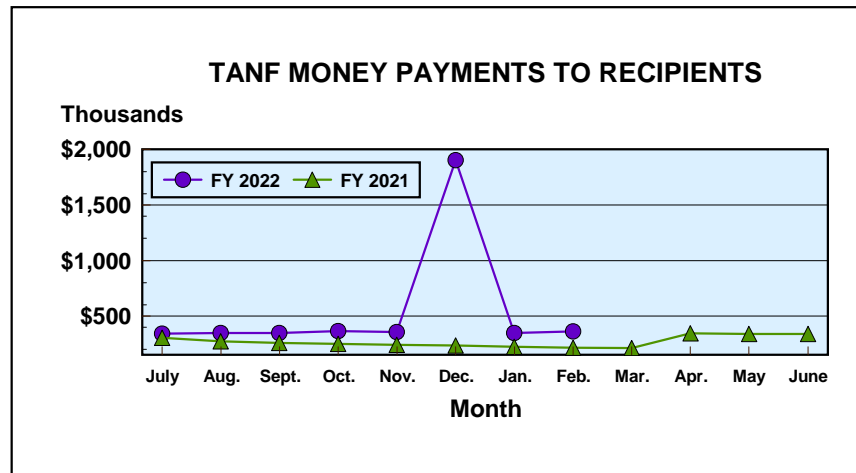
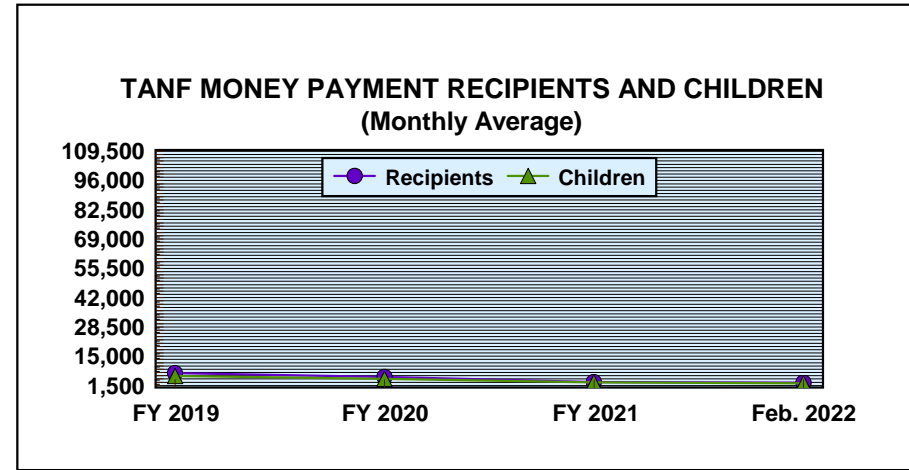
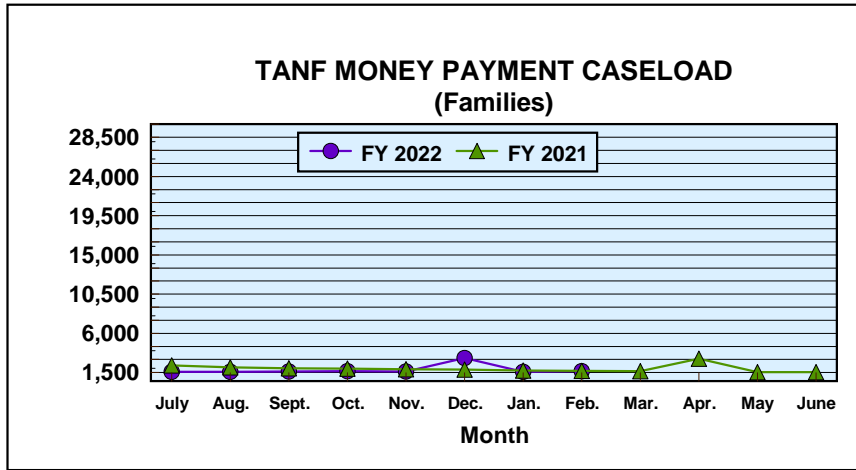
Prepared by Cost Allocation Unit, Division of Budgets and Accounting.

# Mississippi Department of Human Services Graphic Overview of Program Data

## Division of Economic Assistance Eligibility Temporary Assistance for Needy Families

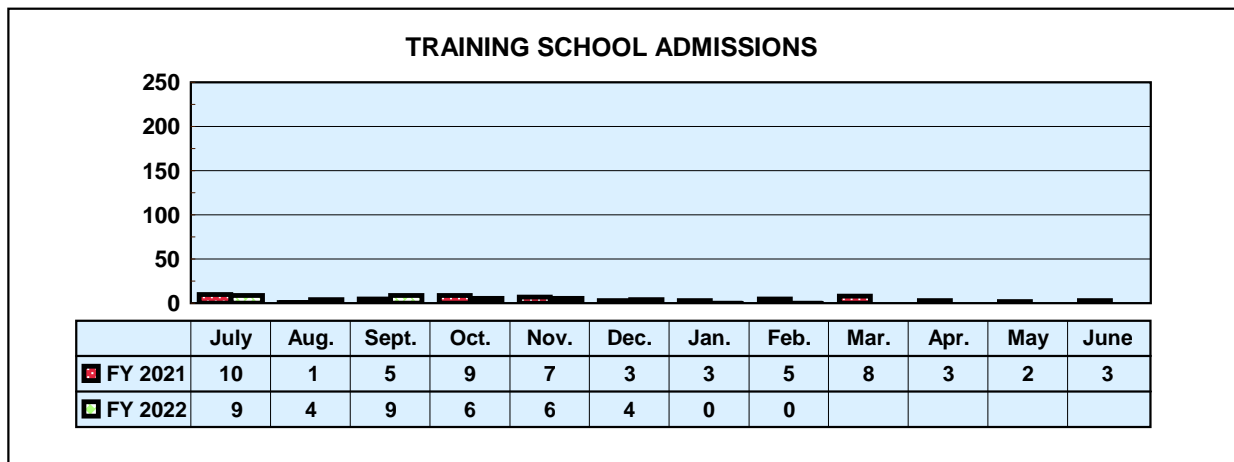
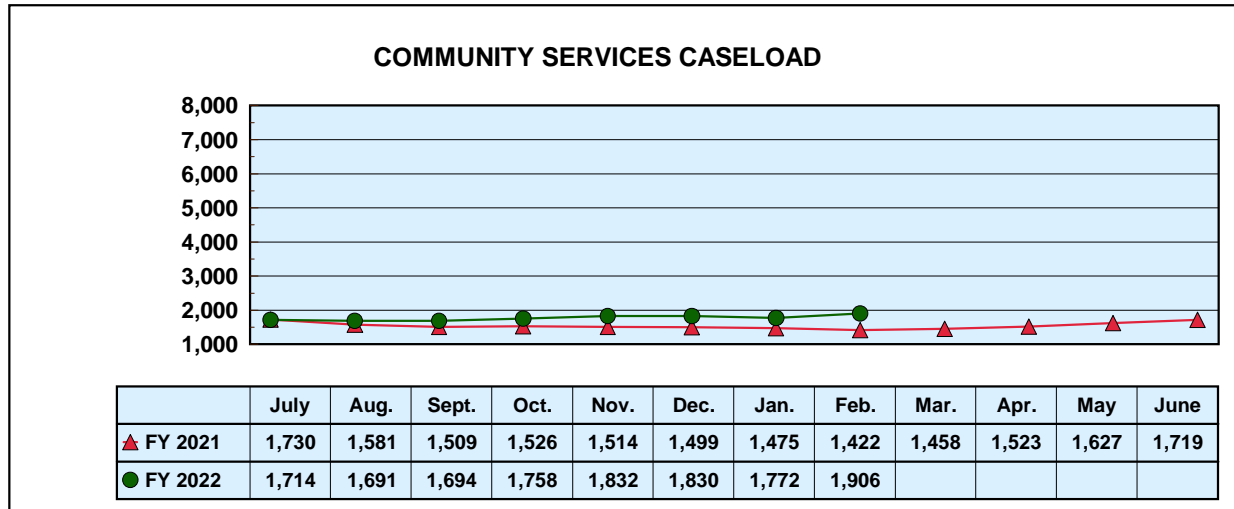
Month: February 2022

Date Released: 04/15/2022



## Mississippi Department of Human Services Graphic Overview of Program Data

### Division of Youth Services





# MONTHLY STATISTICAL REPORT

Robert G. Anderson, Executive Director

## Division of Economic Assistance Eligibility

Month: February 2022 Date Released: 04/15/2022

TEMPORARY ASSISTANCE FOR NEEDY FAMILIES <sup>1</sup>								
	MONEY PAYMENT		ONE-MONTH SUSPEND TANF	AVERAGE GRANT	Net Change From: January 2022			
	GRANT	ZERO GRANT <sup>2</sup>			GRANT	ZERO GRANT	SUSPEND TANF	AVERAGE GRANT
Families	1,647	4	0	\$219.05	60	2	(6)	(\$0.26)
Recipients	2,835	5	0	\$127.26	136	2	(15)	(\$1.70)
Adults	300	1	0		47	0	(5)	
Children	2,535	4	0		89	2	(10)	
<b>TOTAL GRANT AMOUNT</b>				\$360,775	\$12,725			

SUPPLEMENTAL NUTRITION ASSISTANCE PROGRAM (SNAP)				
	NUMBER	AVERAGE BENEFIT VALUE	Net Change From: January 2022	
			NUMBER	AVERAGE BENEFIT VALUE
Households	205,565	\$303.42	(2,181)	(\$4.04)
Persons	407,190	\$153.18	(5,814)	(\$1.47)
<b>BENEFIT VALUE</b>	\$62,371,721		(\$1,500,951)	
<b>COST PER MEAL</b>	\$1.82		\$0.16	

TANF AND SNAP COLLECTIONS		
	AMOUNT	Net Change From: January 2022
TANF/AFDC Overpayment Collections	\$325	(\$52)
SNAP Overissuance Collections	\$145,669	(\$3,833)

<sup>1</sup> Total TANF program [TANF-Basic and TANF-Unemployed Parent (UP)]. Totals include UP data: 0 cases, 0 recipients, \$0 grant amount.  
<sup>2</sup> Cases eligible for a money payment, but not legally entitled to a check because of \$10 minimum payment.

Prepared by Cost Allocation Unit, Division of Budgets and Accounting.





# MONTHLY STATISTICAL REPORT

## Division of Child Support Enforcement

Month: February 2022

Date Released: 04/15/2022

### CHILD SUPPORT CASELOAD DATA

	CASES	Net Change From: January 2022
<b>TOTAL</b>	<b>260,948</b>	<b>(719)</b>
TANF/Foster Care	4,457	42
Non-TANF	239,875	(637)
TANF/Foster Care Arrears Only	14,756	(104)
Non-IV-D	1,860	(20)

### NONCUSTODIAL PARENTS LOCATED

	NUMBER	Net Change From: January 2022
<b>TOTAL</b>	<b>4,769</b>	<b>324</b>
TANF/Foster Care Arrears Only	207	6
Non-TANF	4,562	318

### CASES WITH COLLECTIONS

	NUMBER	Net Change From: January 2022
<b>TOTAL CASES</b>	<b>67,990</b>	<b>(267)</b>

### TOTAL CHILD SUPPORT COLLECTIONS

	AMOUNT	Net Change From: January 2022
<b>COLLECTED</b>	<b>\$26,594,103</b>	<b>\$1,859,474</b>

Prepared by Cost Allocation Unit, Division of Budgets and Accounting.