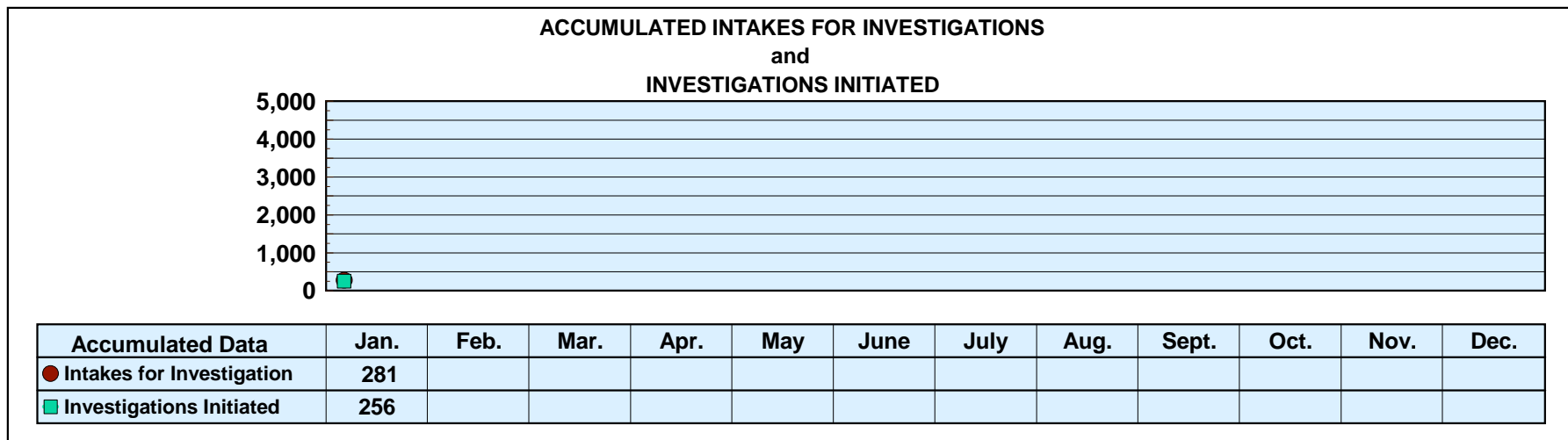
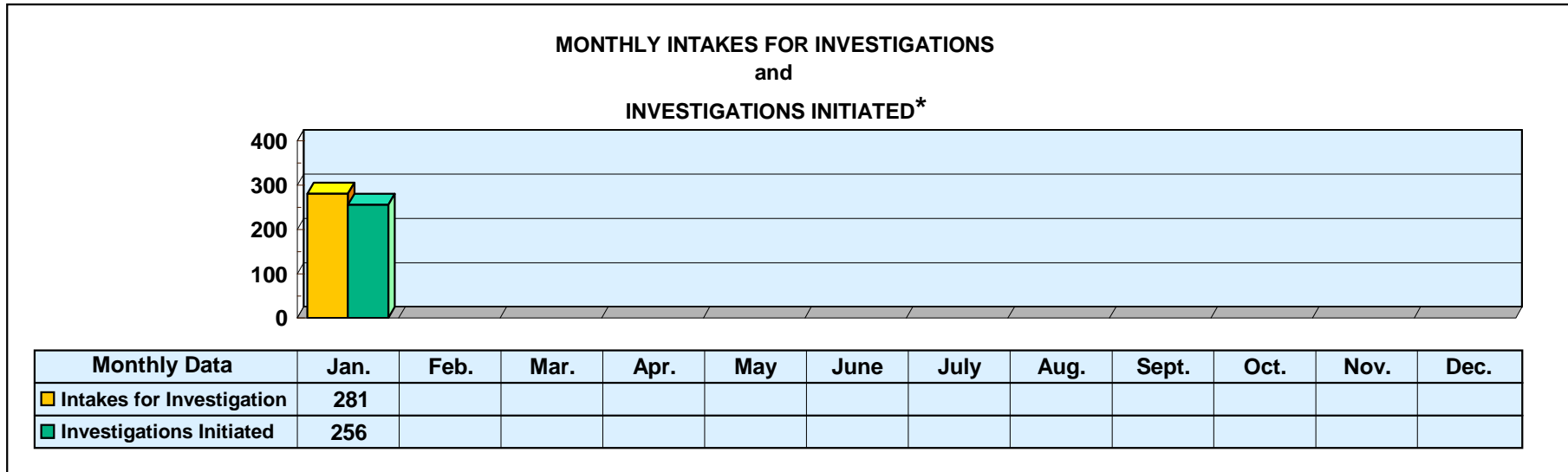


**Mississippi Department of Human Services  
Graphic Overview of Program Data**

Month: January 2022

Date Released: 03/15/2022

**Division of Aging and Adult Services  
ADULT PROTECTIVE SERVICES**



\*An approximate manual count.

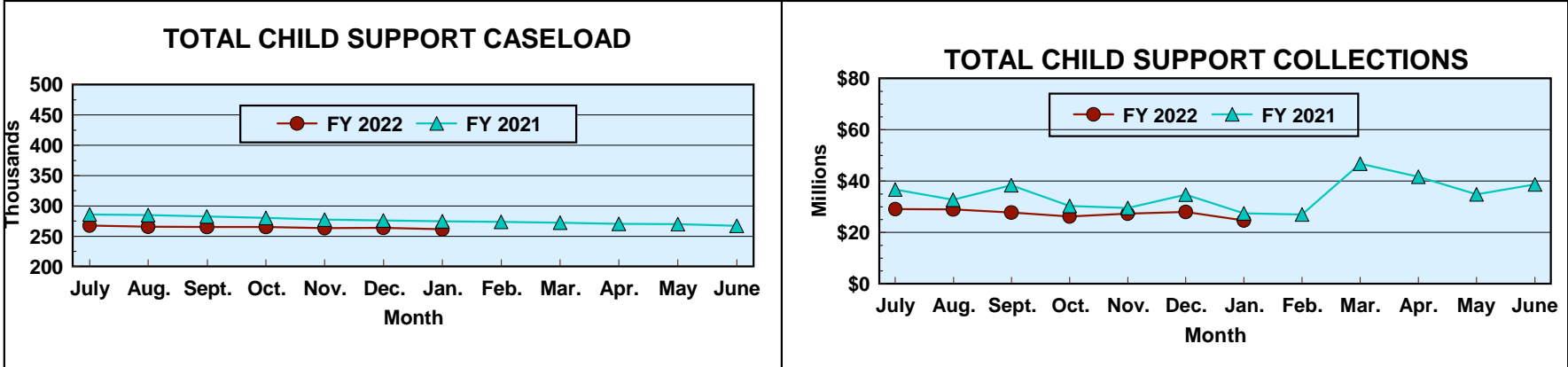
Prepared by Cost Allocation Unit, Division of Budgets and Accounting.

# Mississippi Department of Human Services Graphic Overview of Program Data

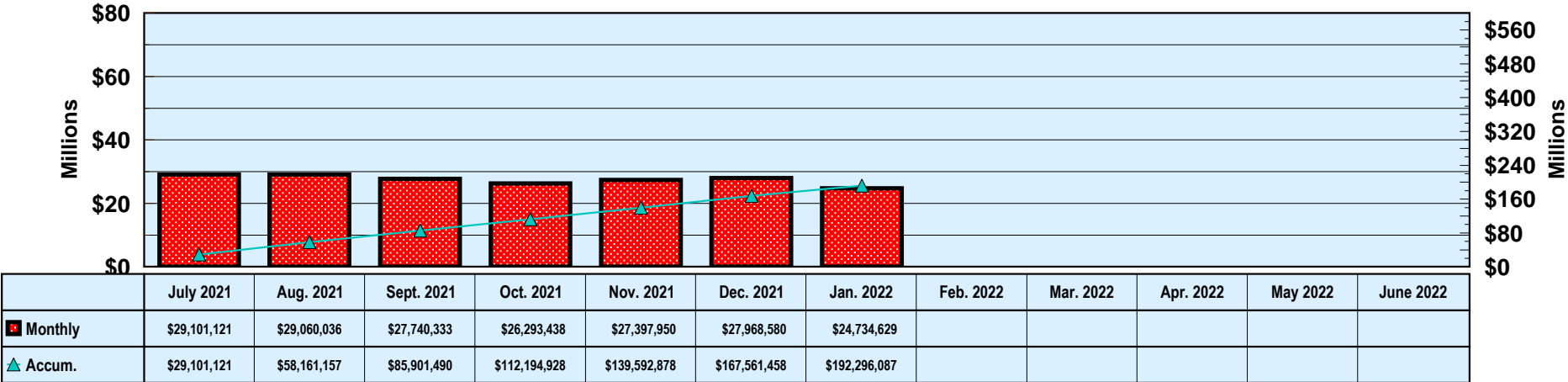
Month: January 2022

Date Released: 03/15/2022

## Division of Child Support Enforcement



### FY 2022 TOTAL COLLECTIONS (ACCUMULATED MONTHLY)



Prepared by Cost Allocation Unit, Division of Budgets and Accounting.

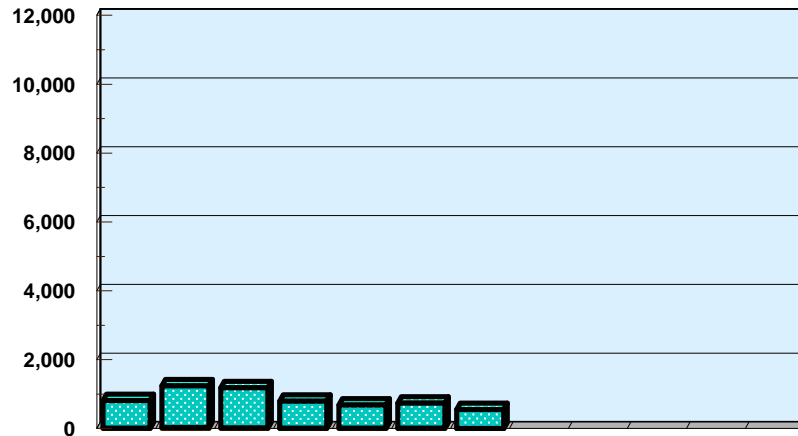
**Mississippi Department of Human Services  
Graphic Overview of Program Data**

Month: January 2022

Date Released: 03/15/2022

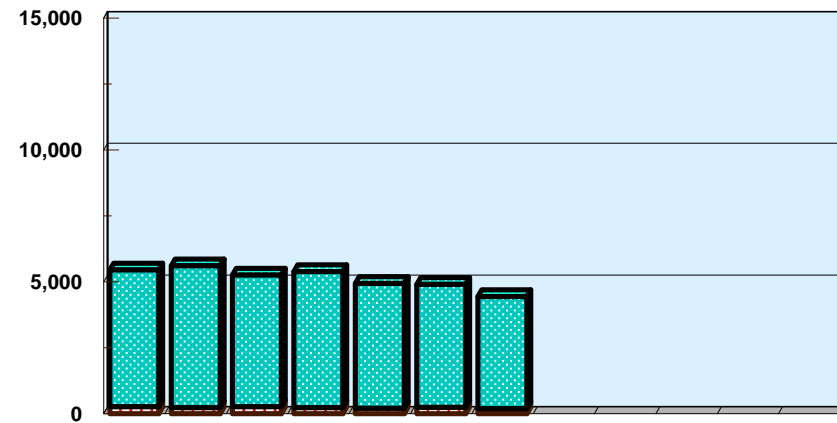
**Division of Child Support Enforcement**

**NUMBER OF CHILDREN FOR WHOM  
PATERNITY WAS ESTABLISHED**



	07/21	08/21	09/21	10/21	11/21	12/21	01/22	02/22	03/22	04/22	05/22	06/22
TANF	14	31	27	14	13	10	7					
Non-TANF	802	1,213	1,154	780	667	733	548					

**NONCUSTODIAL PARENTS LOCATED**



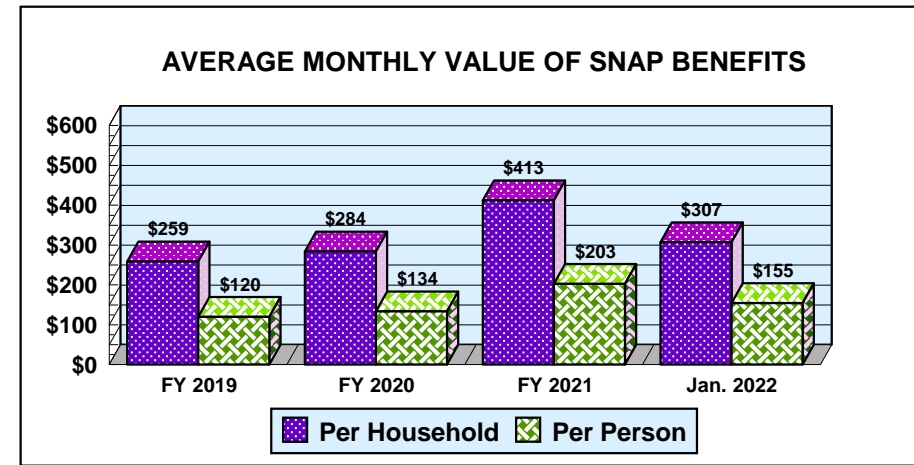
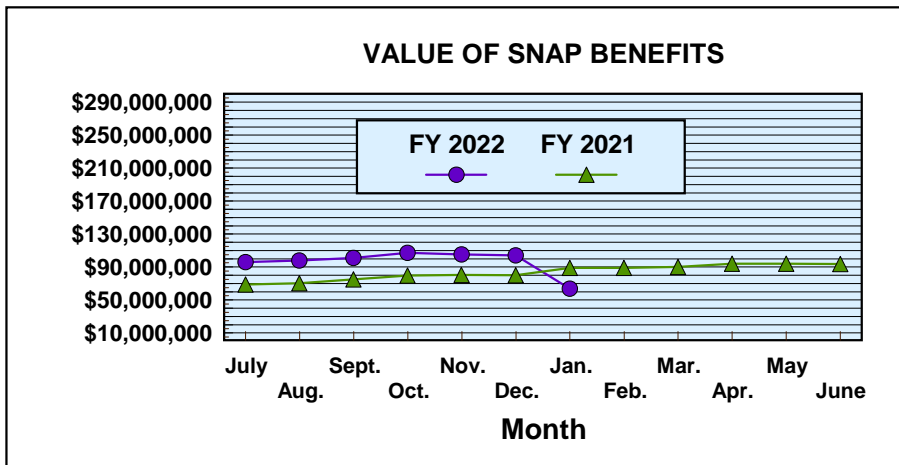
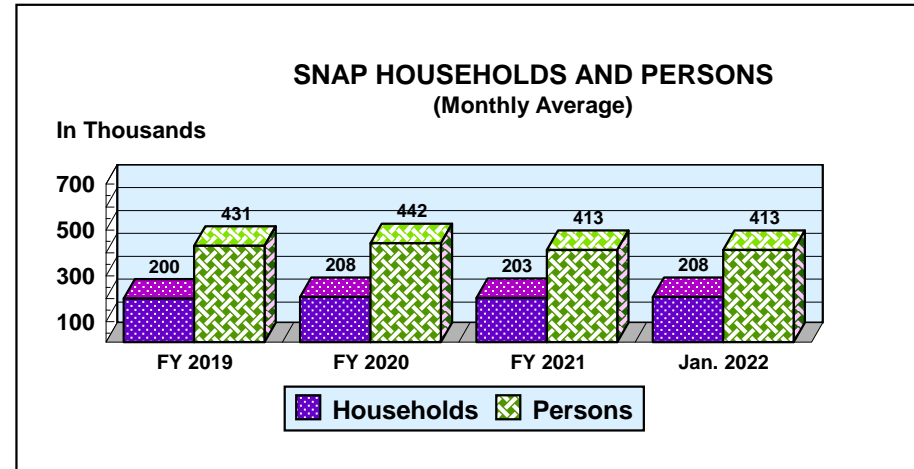
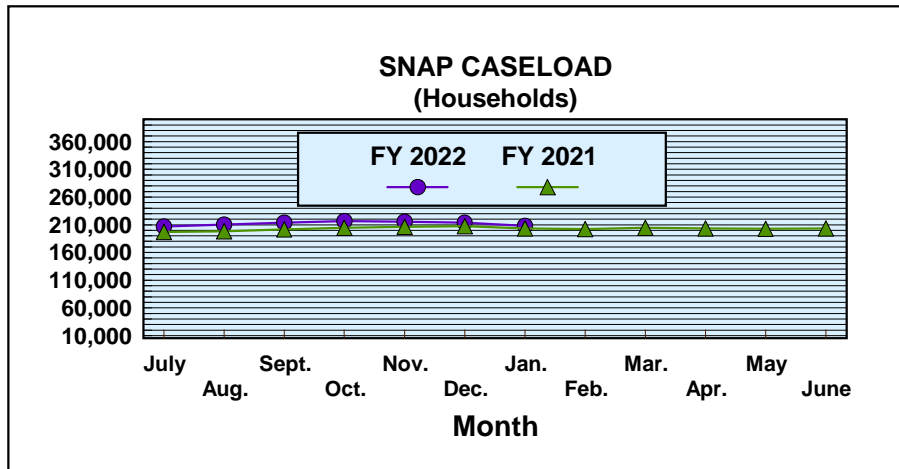
	07/21	08/21	09/21	10/21	11/21	12/21	01/22	02/22	03/22	04/22	05/22	06/22
TANF	269	235	268	233	217	248	201					
Non-TANF	5,191	5,379	4,992	5,157	4,732	4,662	4,244					

# Mississippi Department of Human Services Graphic Overview of Program Data

Month: January 2022

Date Released: 03/15/2022

## Division of Economic Assistance Eligibility Supplemental Nutrition Assistance Program (SNAP)



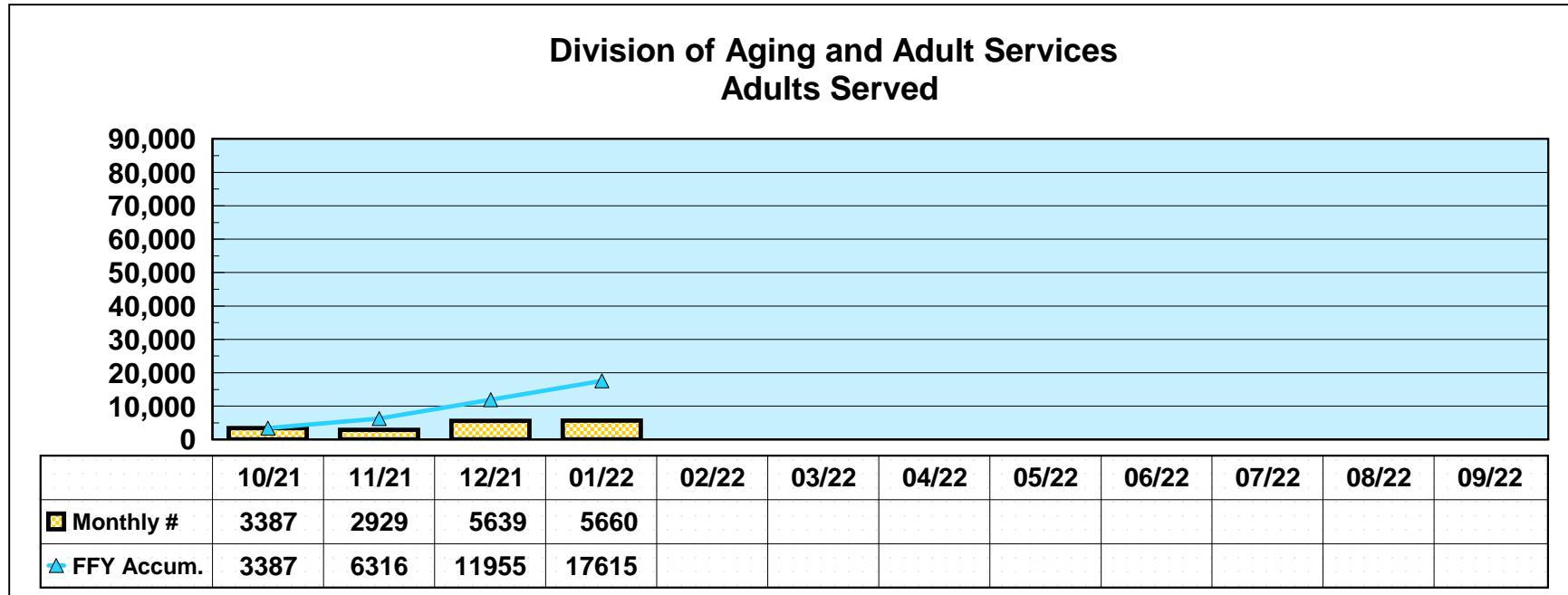
**Mississippi Department of Human Services  
Graphic Overview of Program Data**

Month: January 2022

Date Released: 03/15/2022

**Social Services Block Grant**

**NEW CLIENTS SERVED  
FEDERAL FISCAL YEAR 2022\***



\*Reflects unduplicated count of clients served monthly.

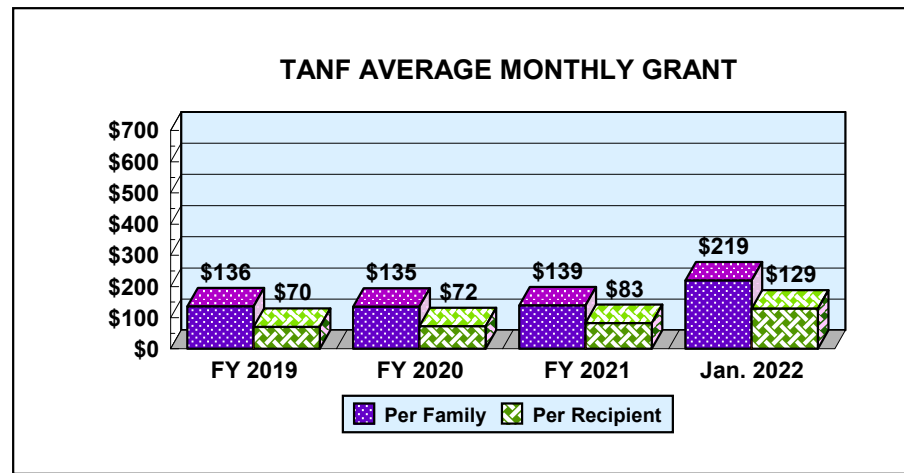
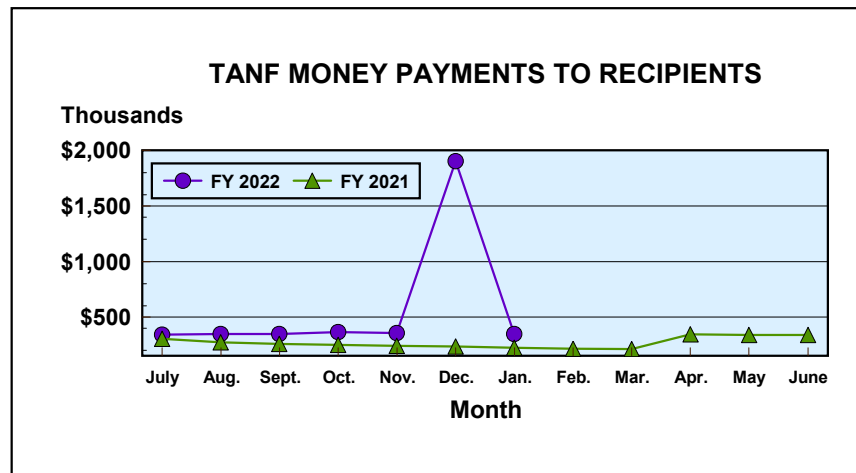
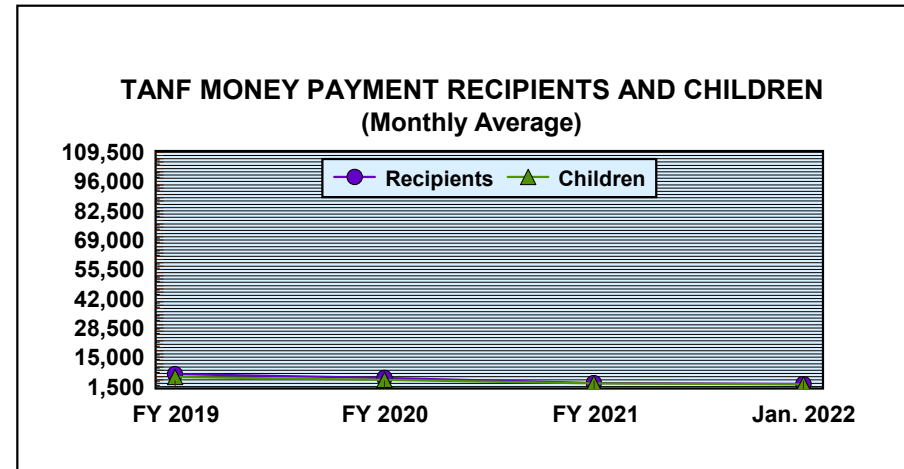
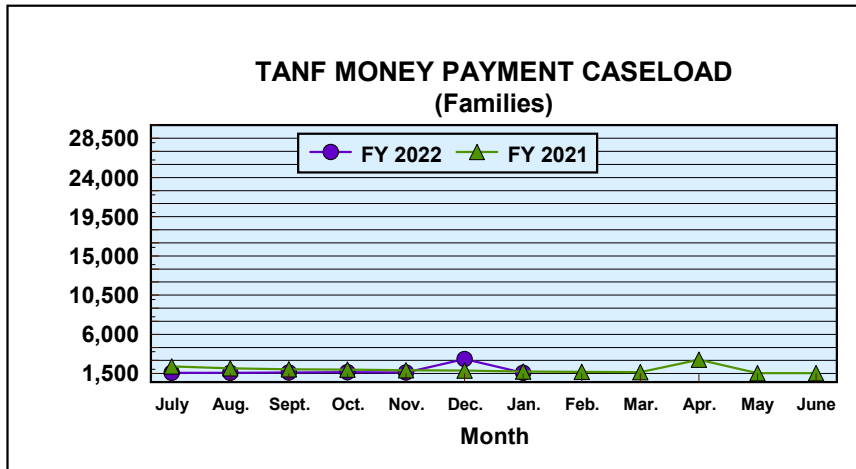
Prepared by Cost Allocation Unit, Division of Budgets and Accounting.

# Mississippi Department of Human Services Graphic Overview of Program Data

## Division of Economic Assistance Eligibility Temporary Assistance for Needy Families

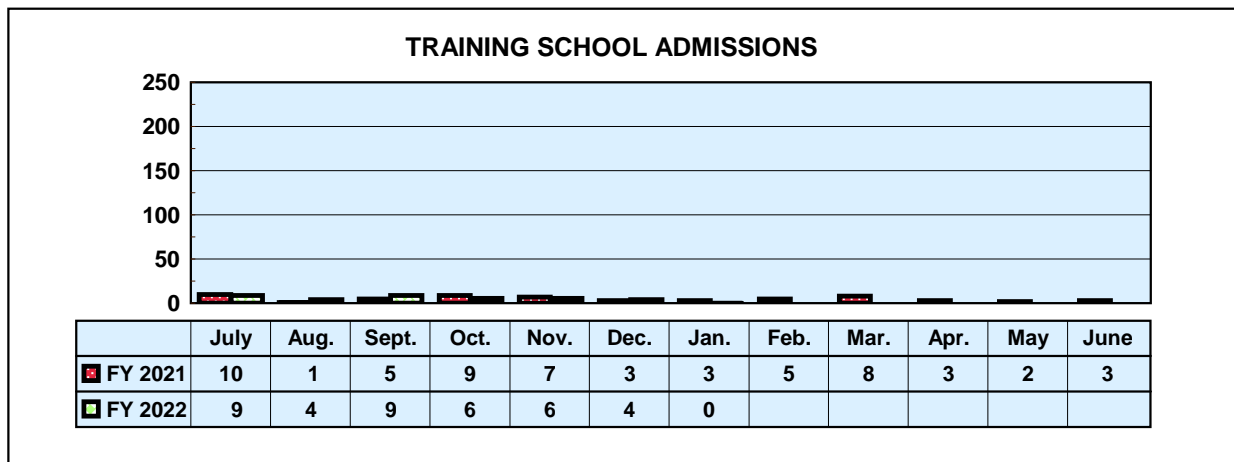
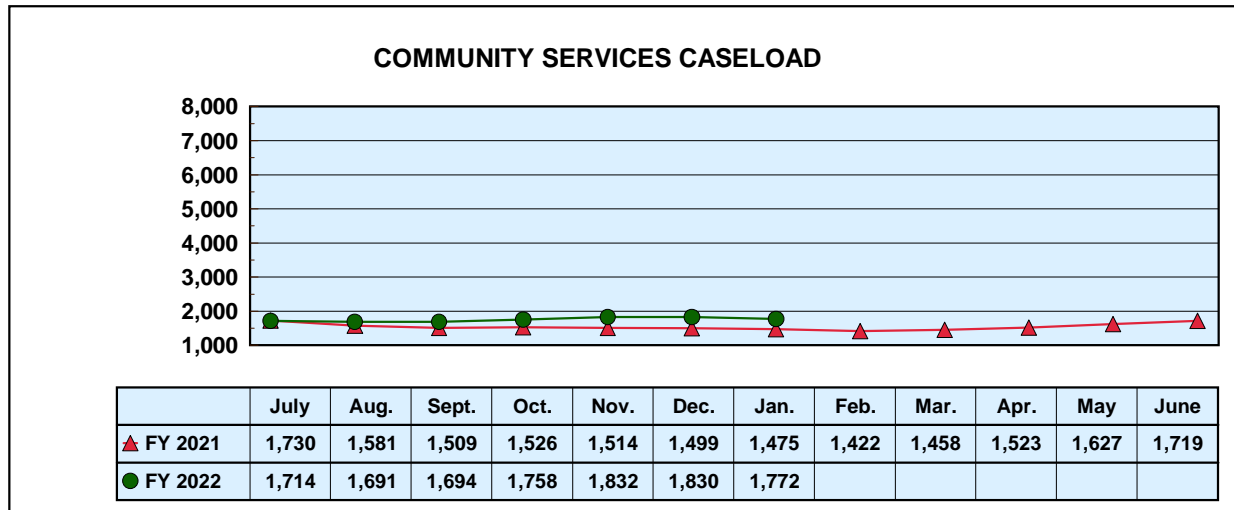
Month: January 2022

Date Released: 03/15/2022



## Mississippi Department of Human Services Graphic Overview of Program Data

### Division of Youth Services





# MONTHLY STATISTICAL REPORT

Robert G. Anderson, Executive Director

## Division of Economic Assistance Eligibility

Month: January 2022 Date Released: 03/15/2022

TEMPORARY ASSISTANCE FOR NEEDY FAMILIES <sup>1</sup>								
	MONEY PAYMENT		ONE-MONTH SUSPEND TANF	AVERAGE GRANT	Net Change From: December 2021			
	GRANT	ZERO			GRANT	GRANT	SUSPEND TANF	AVERAGE GRANT
		GRANT <sup>2</sup>						
Families	1,587	2	6	\$219.31	(1,565)	(1)	2	(\$384.54)
Recipients	2,699	3	15	\$128.96	(2,639)	(2)	5	(\$227.61)
Adults	253	1	5		(1,556)	0	2	
Children	2,446	2	10		(1,083)	(2)	3	
<b>TOTAL GRANT AMOUNT</b>				<b>\$348,050</b>				<b>(\$1,555,296)</b>

SUPPLEMENTAL NUTRITION ASSISTANCE PROGRAM (SNAP)				
	NUMBER	AVERAGE BENEFIT VALUE	Net Change From: December 2021	
			NUMBER	AVERAGE BENEFIT VALUE
Households	207,746	\$307.46	(5,849)	(\$180.77)
Persons	413,004	\$154.65	(11,604)	(\$90.95)
<b>BENEFIT VALUE</b>		<b>\$63,872,672</b>		<b>(\$40,410,437)</b>
<b>COST PER MEAL</b>		<b>\$1.66</b>		<b>(\$0.98)</b>

TANF AND SNAP COLLECTIONS		
	AMOUNT	Net Change From: December 2021
TANF/AFDC Overpayment Collections	\$377	\$305
SNAP Overissuance Collections	\$149,502	(\$37,281)

<sup>1</sup> Total TANF program [TANF-Basic and TANF-Unemployed Parent (UP)]. Totals include UP data: 0 cases, 0 recipients, \$0 grant amount.  
<sup>2</sup> Cases eligible for a money payment, but not legally entitled to a check because of \$10 minimum payment.

Prepared by Cost Allocation Unit, Division of Budgets and Accounting.





# MONTHLY STATISTICAL REPORT

## Division of Child Support Enforcement

Month: January 2022

Date Released: 03/15/2022

### CHILD SUPPORT CASELOAD DATA

	CASES	Net Change From: December 2021
<b>TOTAL</b>	<b>261,667</b>	<b>(2,180)</b>
TANF/Foster Care	4,415	(52)
Non-TANF	240,512	(2,065)
TANF/Foster Care Arrears Only	14,860	(47)
Non-IV-D	1,880	(16)

### NONCUSTODIAL PARENTS LOCATED

	NUMBER	Net Change From: December 2021
<b>TOTAL</b>	<b>4,445</b>	<b>(465)</b>
TANF/Foster Care Arrears Only	201	(47)
Non-TANF	4,244	(418)

### CASES WITH COLLECTIONS

	NUMBER	Net Change From: December 2021
<b>TOTAL CASES</b>	<b>68,257</b>	<b>(1,148)</b>

### TOTAL CHILD SUPPORT COLLECTIONS

	AMOUNT	Net Change From: December 2021
<b>COLLECTED</b>	<b>\$24,734,629</b>	<b>(\$3,233,951)</b>

Prepared by Cost Allocation Unit, Division of Budgets and Accounting.