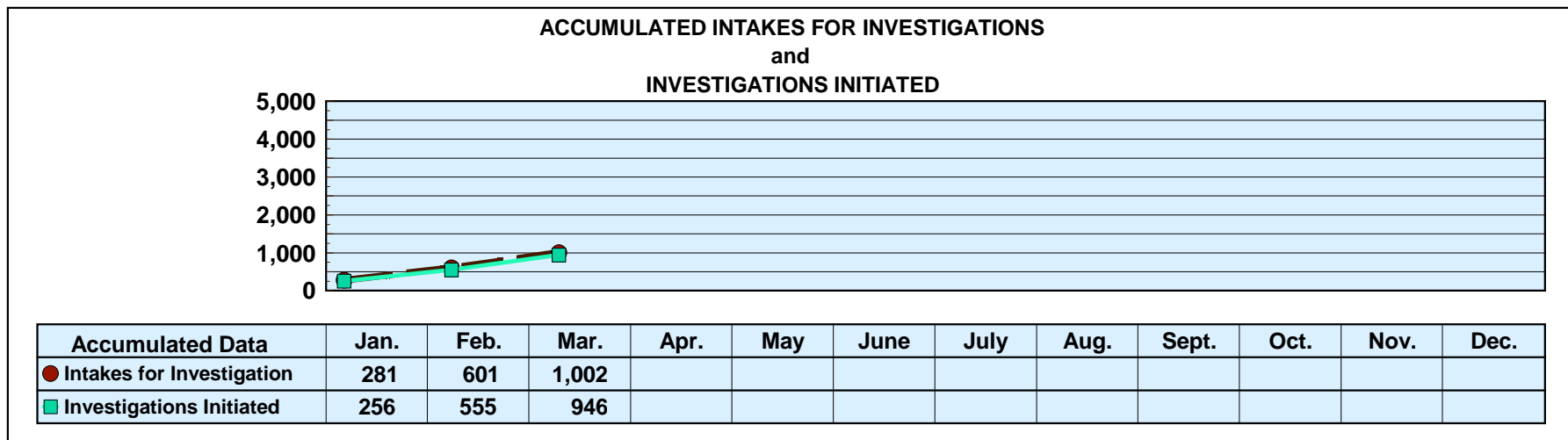
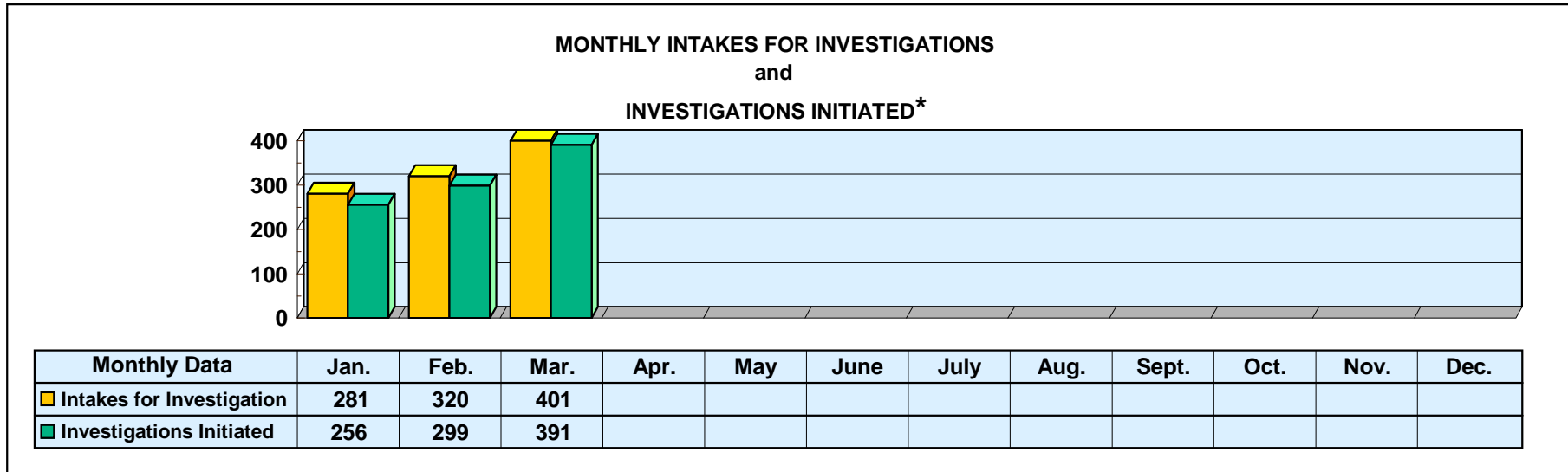


**Mississippi Department of Human Services
Graphic Overview of Program Data**

Month: March 2022

Date Released: 05/17/2022

**Division of Aging and Adult Services
ADULT PROTECTIVE SERVICES**



*An approximate manual count.

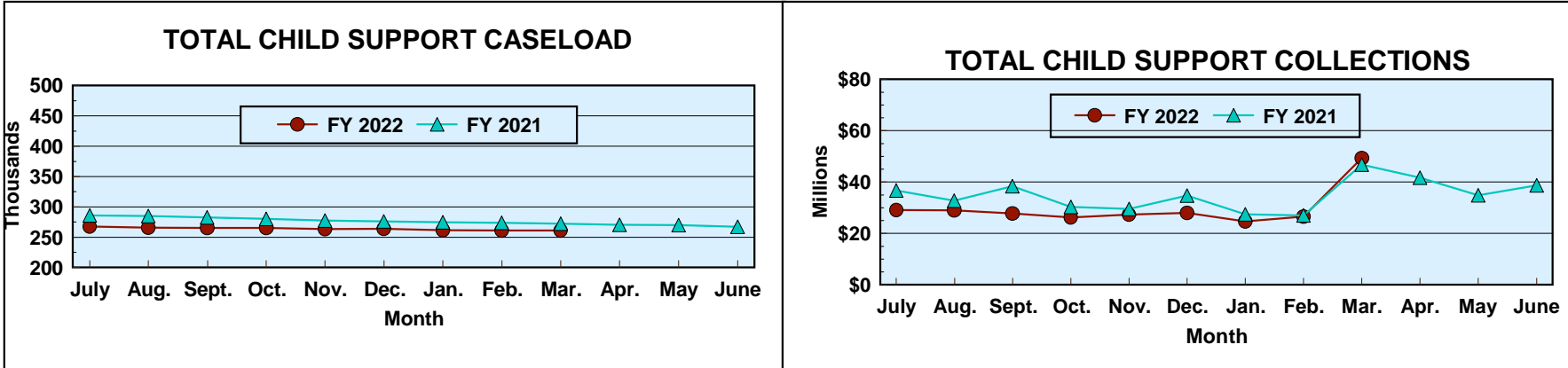
Prepared by Cost Allocation Unit, Division of Budgets and Accounting.

Mississippi Department of Human Services Graphic Overview of Program Data

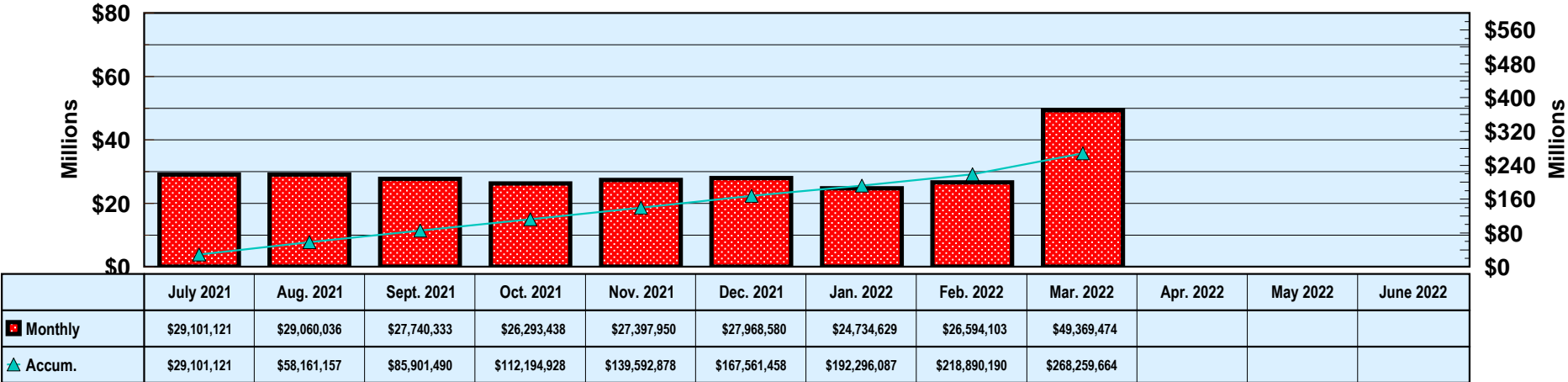
Month: March 2022

Date Released: 05/17/2022

Division of Child Support Enforcement



FY 2022 TOTAL COLLECTIONS (ACCUMULATED MONTHLY)



Prepared by Cost Allocation Unit, Division of Budgets and Accounting.


**Mississippi Department of Human Services
Graphic Overview of Program Data**

Month: March 2022

Date Released: 05/17/2022

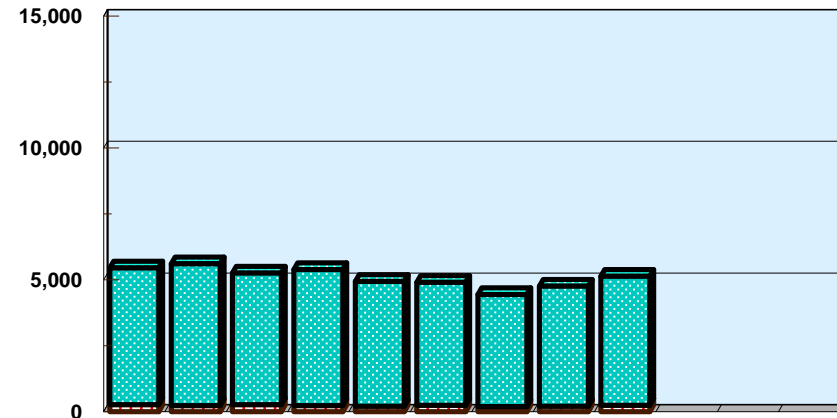
Division of Child Support Enforcement

**NUMBER OF CHILDREN FOR WHOM
PATERNITY WAS ESTABLISHED**



	07/21	08/21	09/21	10/21	11/21	12/21	01/22	02/22	03/22	04/22	05/22	06/22
TANF	14	31	27	14	13	10	7	28	16			
Non-TANF	802	1,213	1,154	780	667	733	548	490	596			

NONCUSTODIAL PARENTS LOCATED



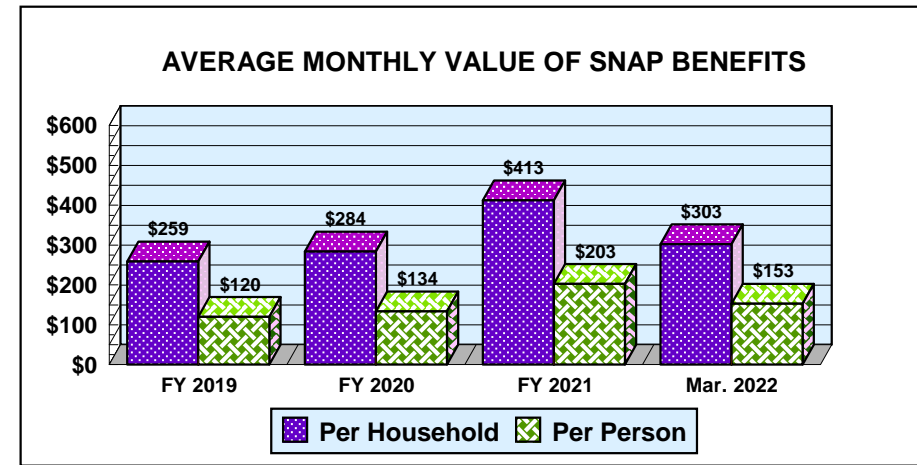
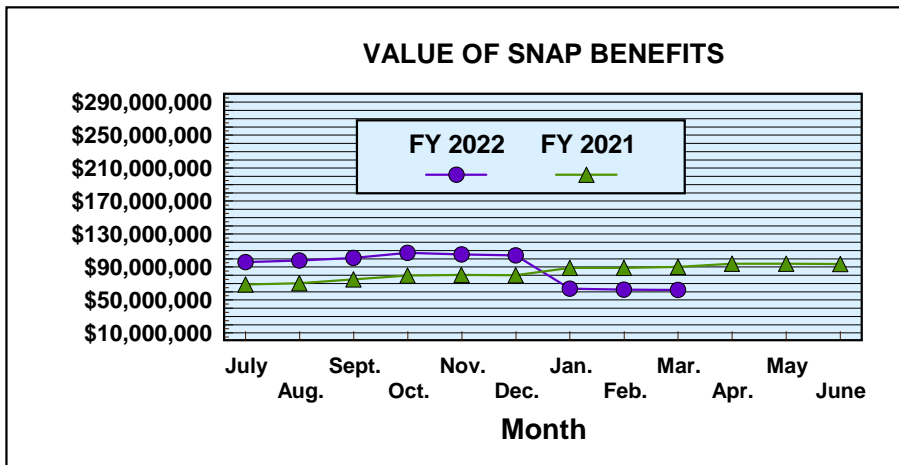
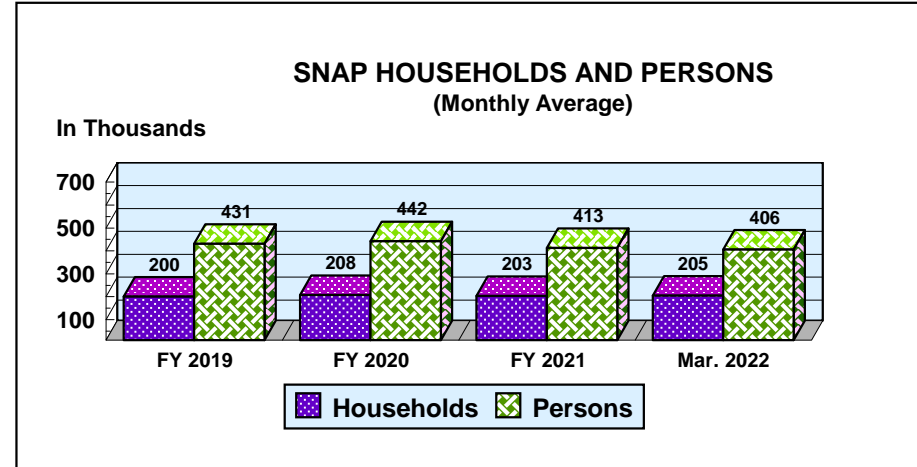
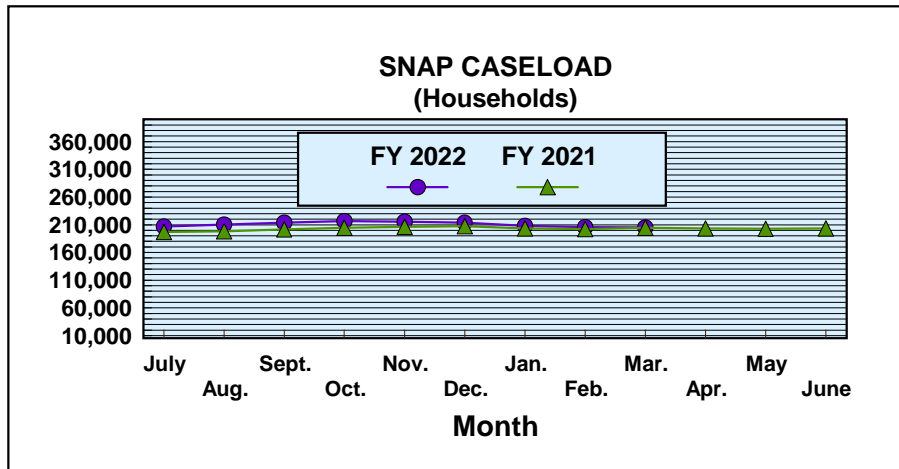
	07/21	08/21	09/21	10/21	11/21	12/21	01/22	02/22	03/22	04/22	05/22	06/22
TANF	269	235	268	233	217	248	201	207	249			
Non-TANF	5,191	5,379	4,992	5,157	4,732	4,662	4,244	4,562	4,891			

Mississippi Department of Human Services Graphic Overview of Program Data

Month: March 2022

Date Released: 05/17/2022

Division of Economic Assistance Eligibility Supplemental Nutrition Assistance Program (SNAP)



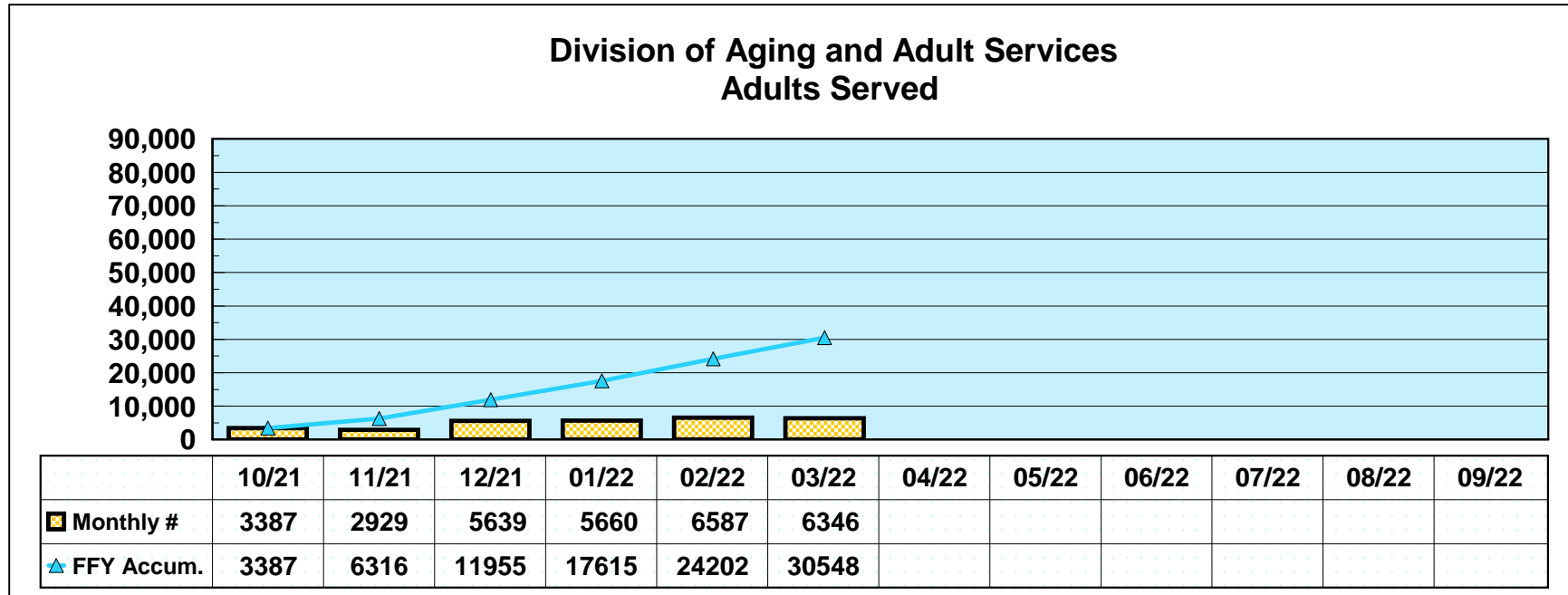
**Mississippi Department of Human Services
Graphic Overview of Program Data**

Month: March 2022

Date Released: 05/17/2022

Social Services Block Grant

**NEW CLIENTS SERVED
FEDERAL FISCAL YEAR 2022***



*Reflects unduplicated count of clients served monthly.

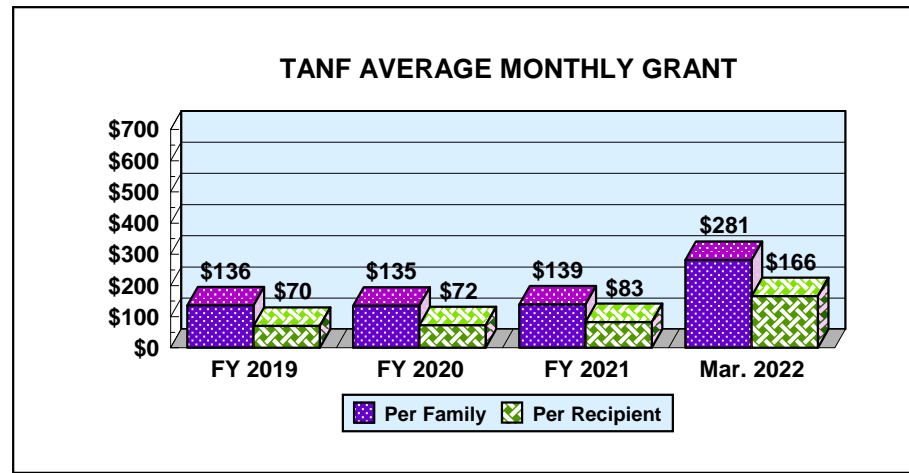
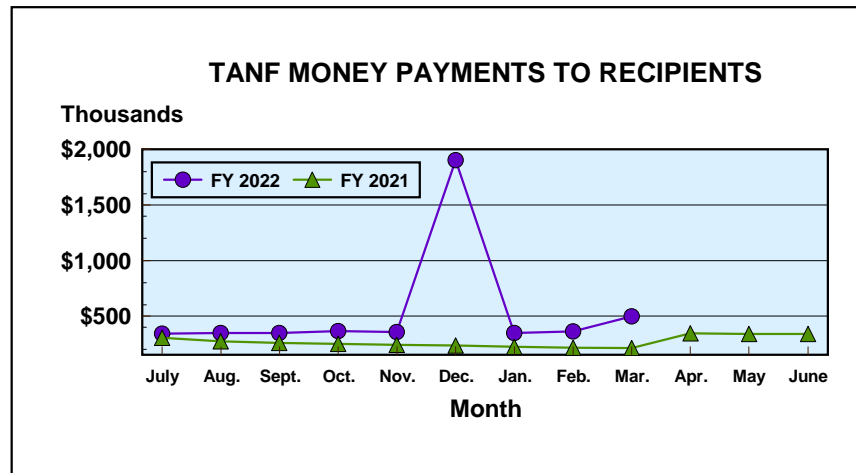
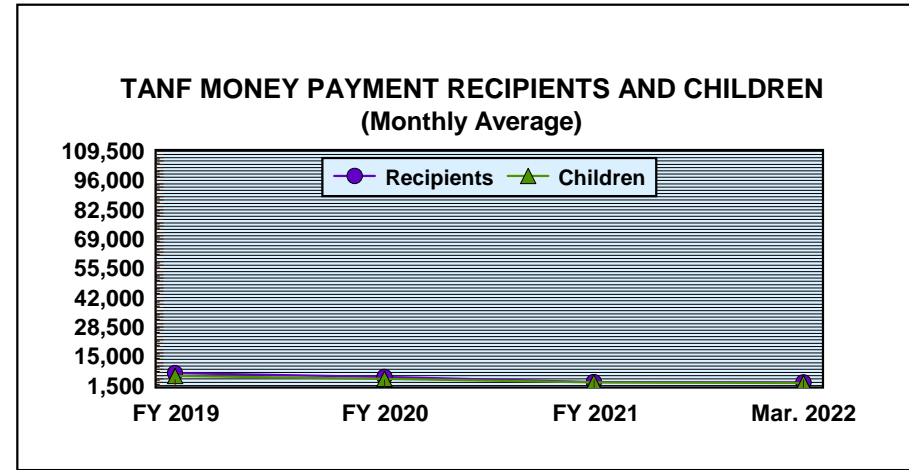
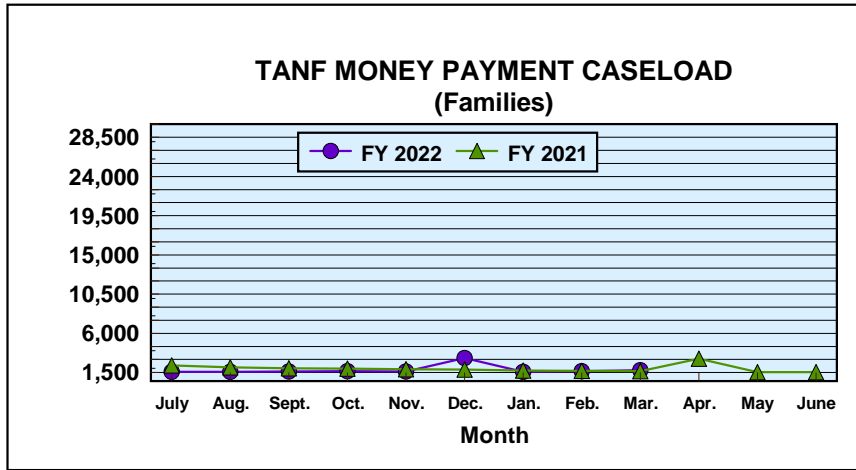
Prepared by Cost Allocation Unit, Division of Budgets and Accounting.

Mississippi Department of Human Services Graphic Overview of Program Data

Division of Economic Assistance Eligibility Temporary Assistance for Needy Families

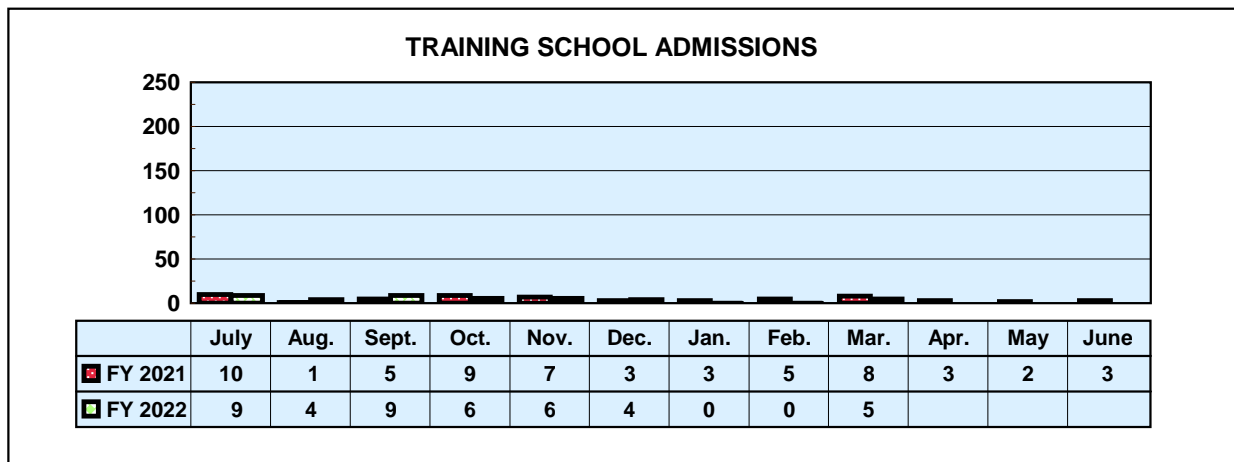
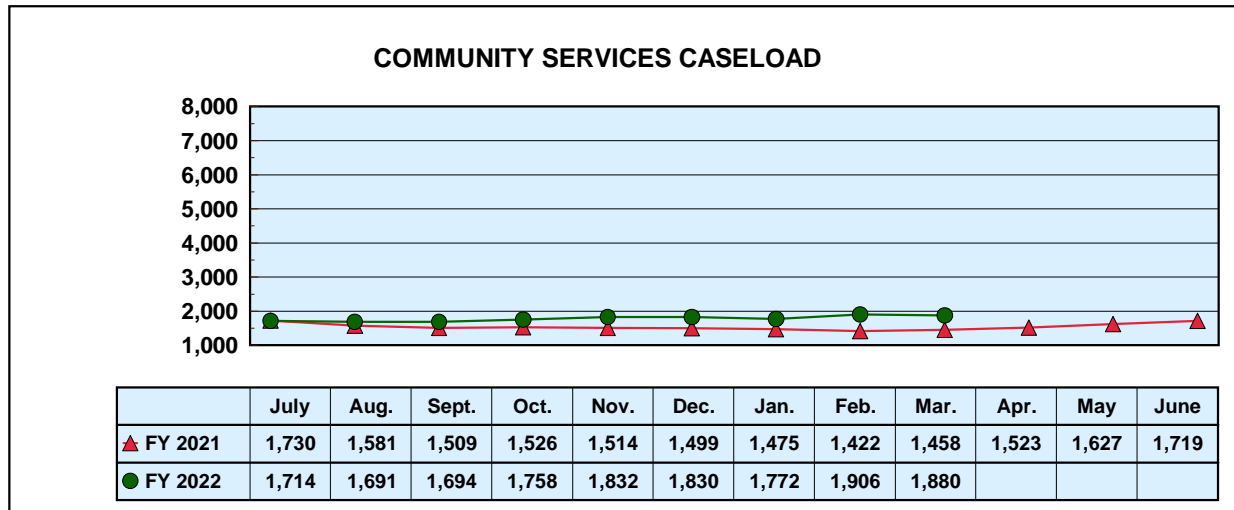
Month: March 2022

Date Released: 05/17/2022



Mississippi Department of Human Services Graphic Overview of Program Data

Division of Youth Services





MONTHLY STATISTICAL REPORT

Robert G. Anderson, Executive Director

Division of Economic Assistance Eligibility

Month: March 2022 Date Released: 05/17/2022

TEMPORARY ASSISTANCE FOR NEEDY FAMILIES ¹									
	MONEY PAYMENT			ONE-MONTH SUSPEND TANF	AVERAGE GRANT	Net Change From: February 2022			
	GRANT	ZERO	GRANT ²			GRANT	ZERO	SUSPEND TANF	AVERAGE GRANT
		GRANT					GRANT		
Families	1,763	6	0	\$281.46	116	2	0	\$62.41	
Recipients	2,994	11	0	\$165.73	159	6	0	\$38.47	
Adults	433	4	0		133	3	0		
Children	2,561	7	0		26	3	0		
TOTAL GRANT AMOUNT				\$496,207	\$135,432				

SUPPLEMENTAL NUTRITION ASSISTANCE PROGRAM (SNAP)				
	NUMBER	AVERAGE BENEFIT VALUE	Net Change From: February 2022	
			NUMBER	AVERAGE BENEFIT VALUE
Households	205,231	\$302.67	(334)	(\$0.75)
Persons	405,838	\$153.06	(1,352)	(\$0.12)
BENEFIT VALUE	\$62,117,739		(\$253,982)	
COST PER MEAL	\$1.65		(\$0.17)	

TANF AND SNAP COLLECTIONS		
	AMOUNT	Net Change From: February 2022
TANF/AFDC Overpayment Collections	\$150	(\$175)
SNAP Overissuance Collections	\$145,887	\$218

¹ Total TANF program [TANF-Basic and TANF-Unemployed Parent (UP)]. Totals include UP data: 0 cases, 0 recipients, \$0 grant amount.

² Cases eligible for a money payment, but not legally entitled to a check because of \$10 minimum payment.

Prepared by Cost Allocation Unit, Division of Budgets and Accounting.



MONTHLY STATISTICAL REPORT

Division of Child Support Enforcement

Month: March 2022

Date Released: 05/17/2022

CHILD SUPPORT CASELOAD DATA

	CASES	Net Change From: February 2022
TOTAL	261,175	227
TANF/Foster Care	4,526	69
Non-TANF	240,341	466
TANF/Foster Care Arrears Only	14,460	(296)
Non-IV-D	1,848	(12)

NONCUSTODIAL PARENTS LOCATED

	NUMBER	Net Change From: February 2022
TOTAL	5,140	371
TANF/Foster Care Arrears Only	249	42
Non-TANF	4,891	329

CASES WITH COLLECTIONS

	NUMBER	Net Change From: February 2022
TOTAL CASES	71,207	3,217

TOTAL CHILD SUPPORT COLLECTIONS

	AMOUNT	Net Change From: February 2022
COLLECTED	\$49,369,474	\$22,775,371

Prepared by Cost Allocation Unit, Division of Budgets and Accounting.