

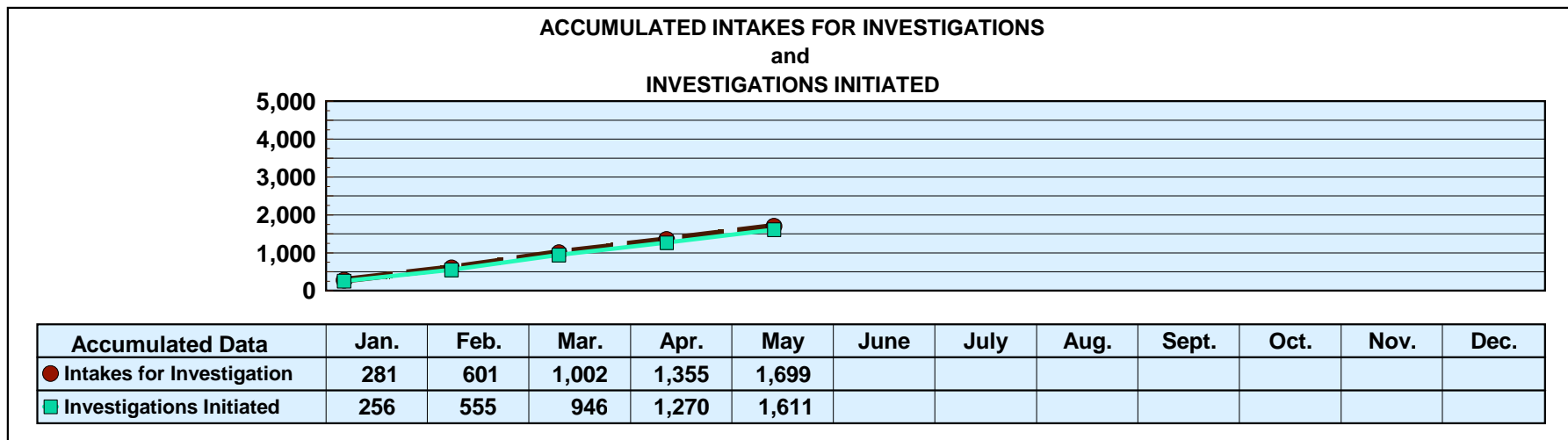
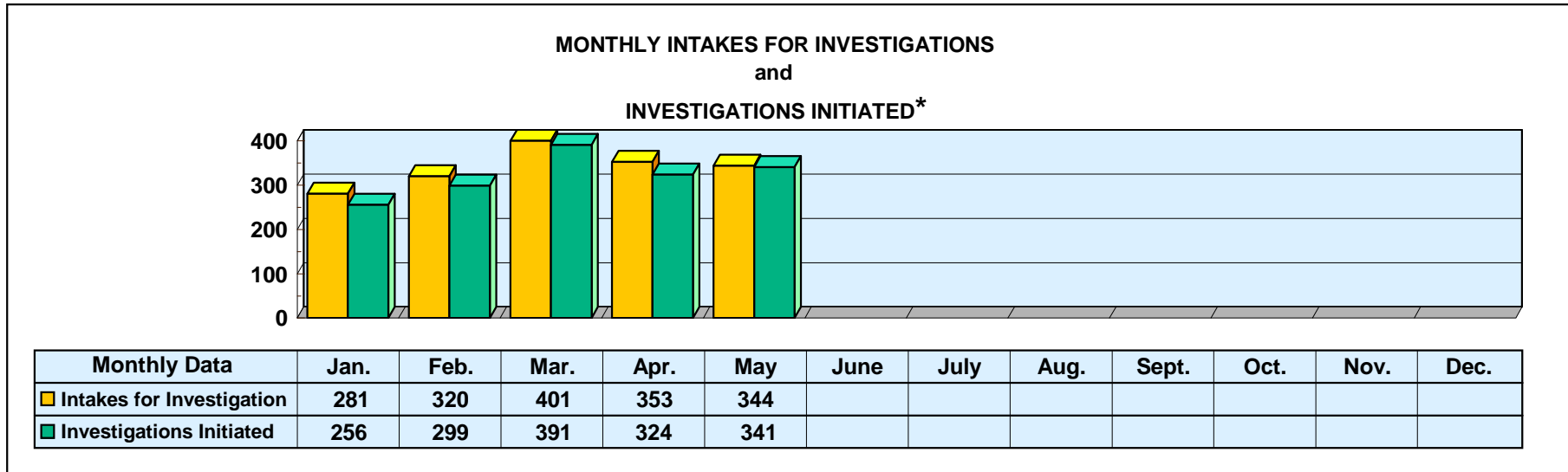
Mississippi Department of Human Services

Graphic Overview of Program Data

Month: May 2022

Date Released: 07/15/2022

Division of Aging and Adult Services ADULT PROTECTIVE SERVICES



*An approximate manual count.

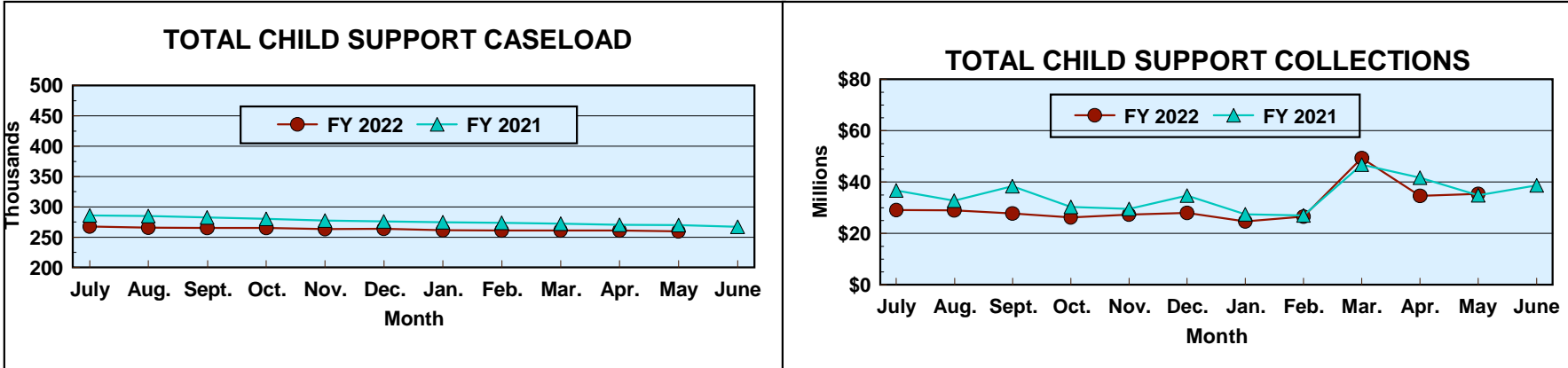
Prepared by Cost Allocation Unit, Division of Budgets and Accounting.

Mississippi Department of Human Services Graphic Overview of Program Data

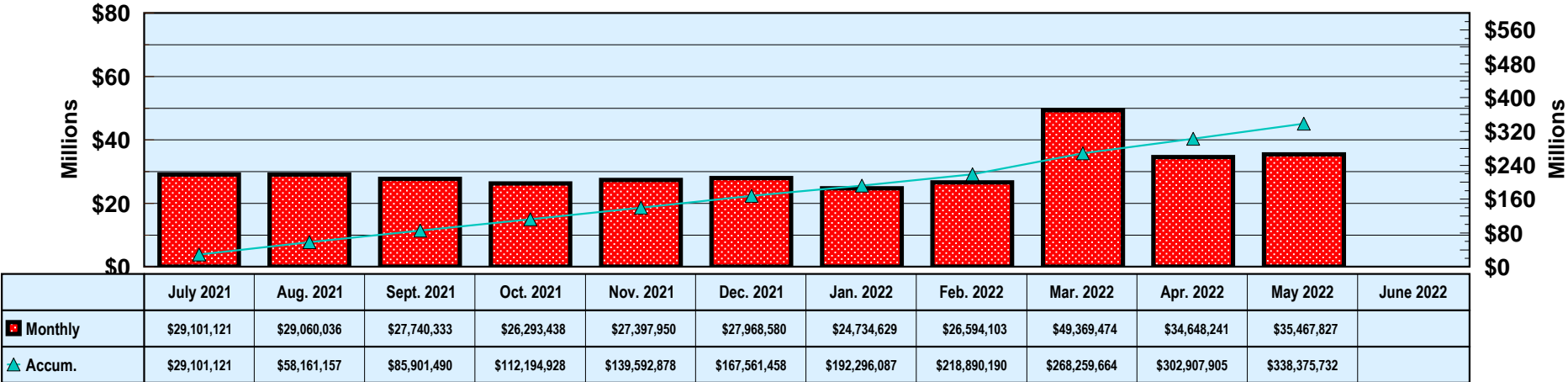
Month: May 2022

Date Released: 07/15/2022

Division of Child Support Enforcement



FY 2022 TOTAL COLLECTIONS (ACCUMULATED MONTHLY)



Prepared by Cost Allocation Unit, Division of Budgets and Accounting.


**Mississippi Department of Human Services
Graphic Overview of Program Data**

Month: May 2022

Date Released: 07/15/2022

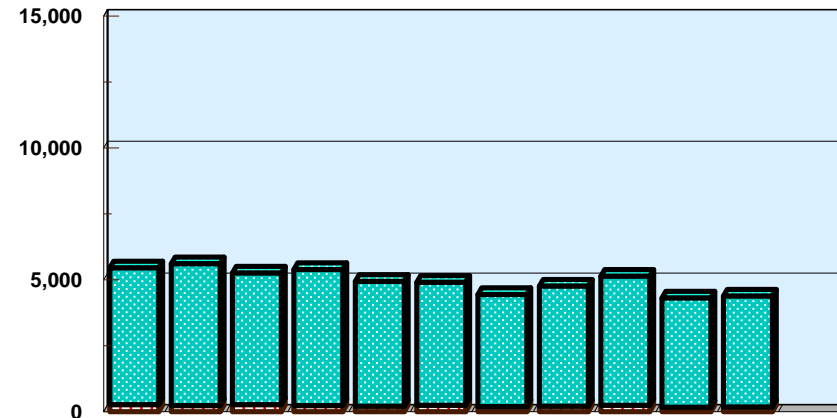
Division of Child Support Enforcement

**NUMBER OF CHILDREN FOR WHOM
PATERNITY WAS ESTABLISHED**



	07/21	08/21	09/21	10/21	11/21	12/21	01/22	02/22	03/22	04/22	05/22	06/22
TANF	14	31	27	14	13	10	7	28	16	15	52	
Non-TANF	802	1,213	1,154	780	667	733	548	490	596	596	962	

NONCUSTODIAL PARENTS LOCATED



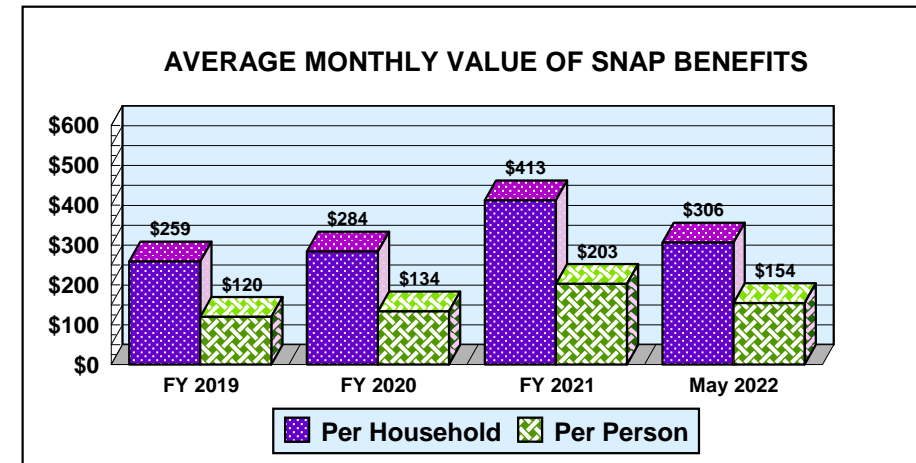
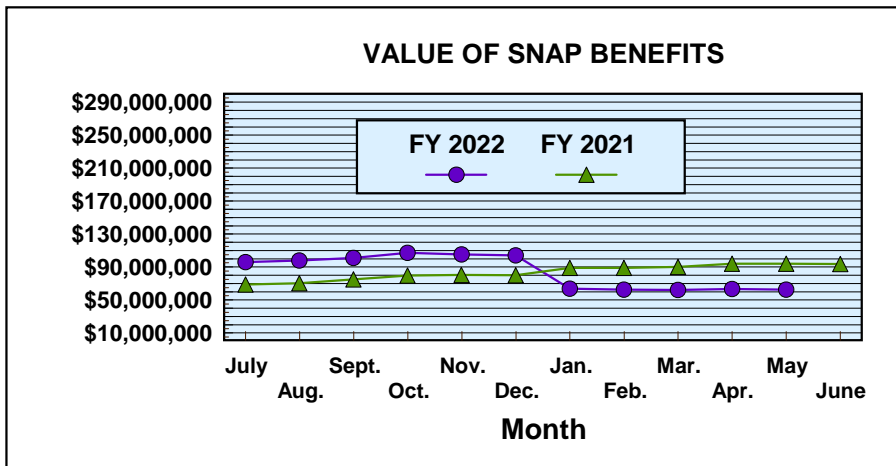
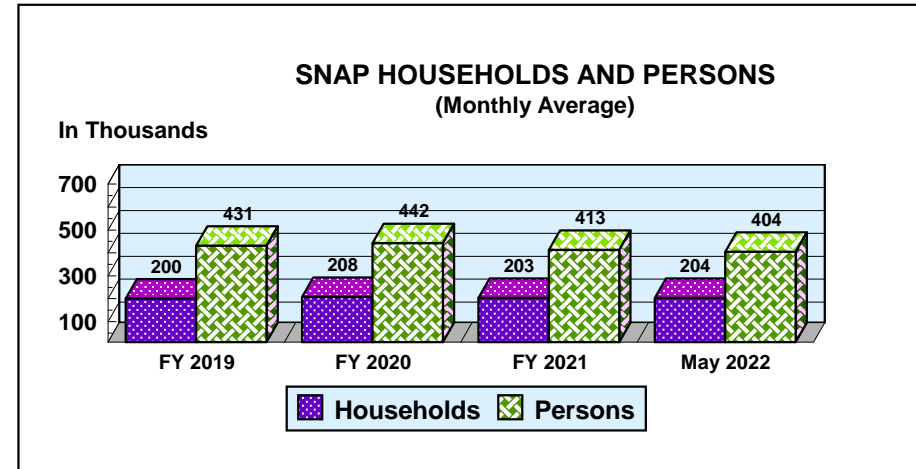
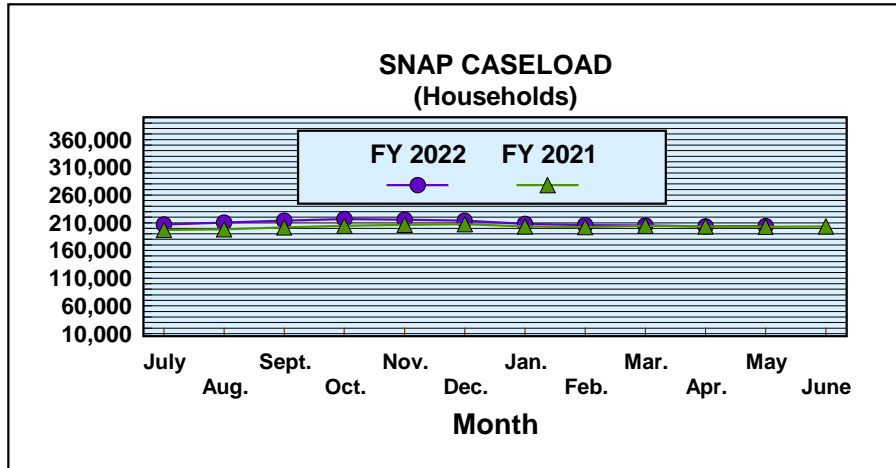
	07/21	08/21	09/21	10/21	11/21	12/21	01/22	02/22	03/22	04/22	05/22	06/22
TANF	269	235	268	233	217	248	201	207	249	181	192	
Non-TANF	5,191	5,379	4,992	5,157	4,732	4,662	4,244	4,562	4,891	4,139	4,193	

Mississippi Department of Human Services Graphic Overview of Program Data

Month: May 2022

Date Released: 07/15/2022

Division of Economic Assistance Eligibility Supplemental Nutrition Assistance Program (SNAP)



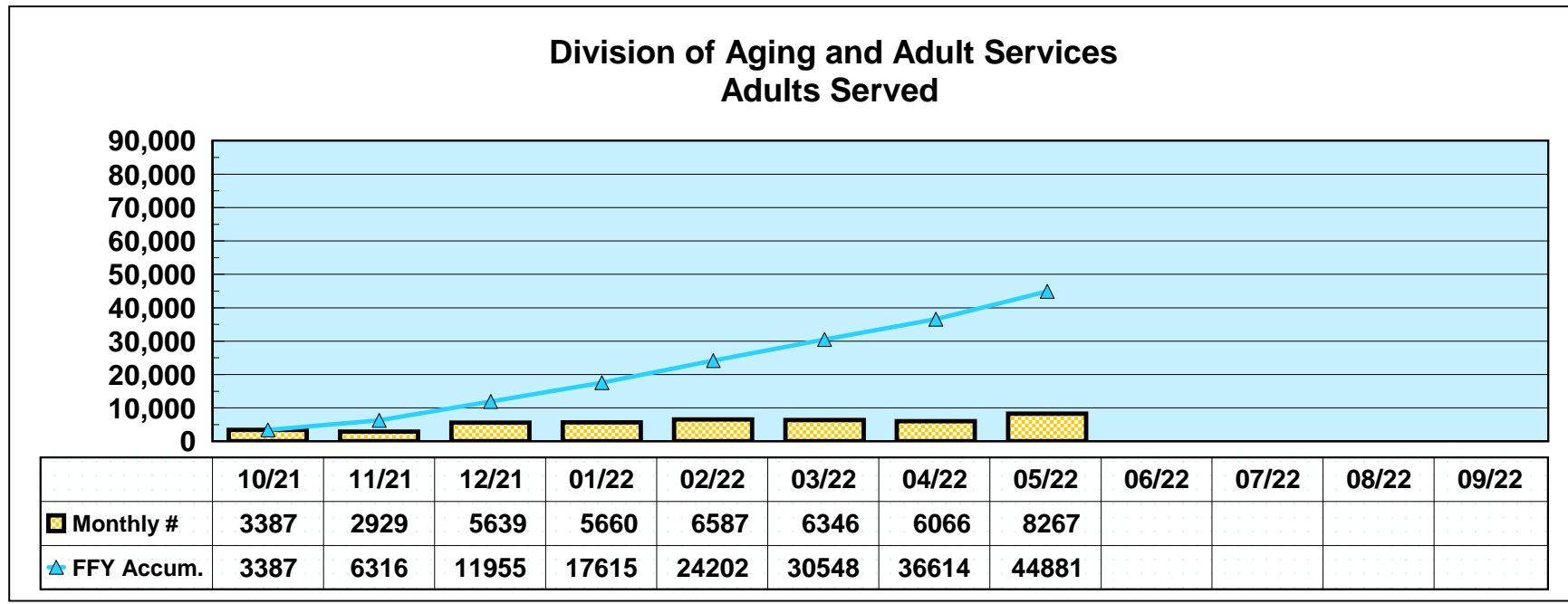
**Mississippi Department of Human Services
Graphic Overview of Program Data**

Month: May 2022

Date Released: 07/15/2022

Social Services Block Grant

**NEW CLIENTS SERVED
FEDERAL FISCAL YEAR 2022***



*Reflects unduplicated count of clients served monthly.

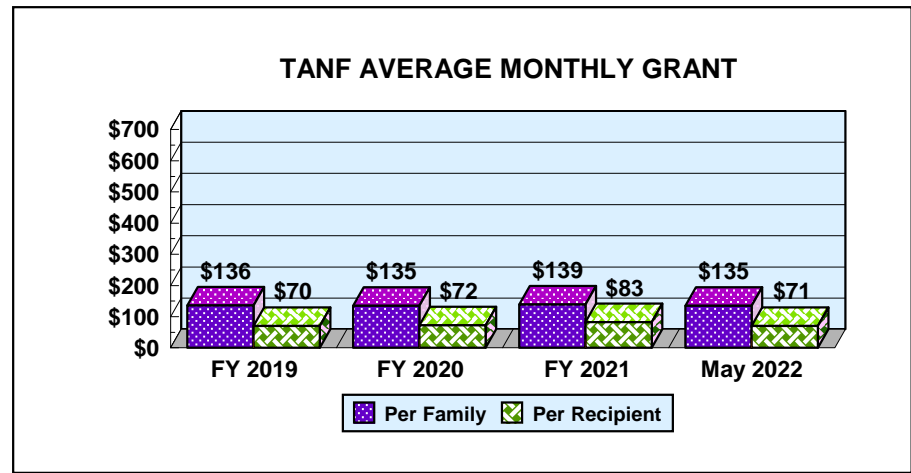
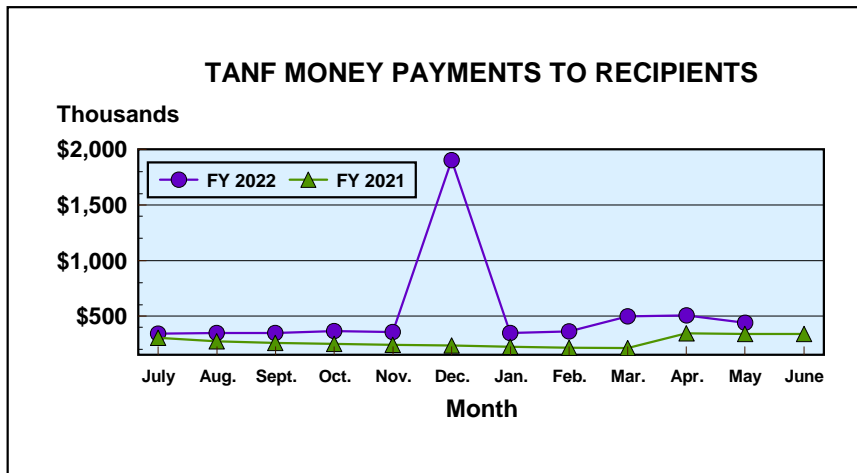
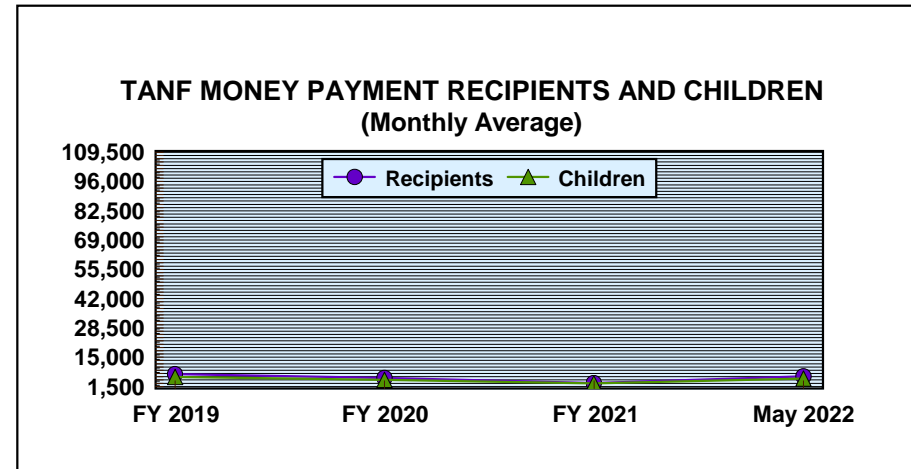
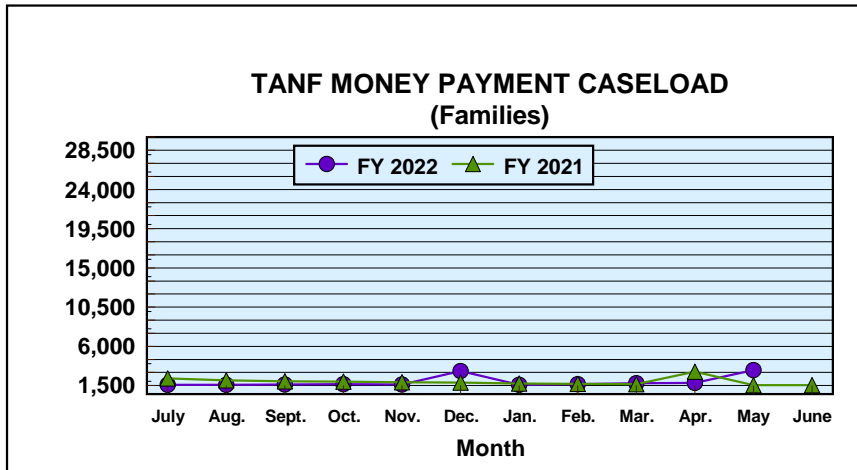
Prepared by Cost Allocation Unit, Division of Budgets and Accounting.

Mississippi Department of Human Services Graphic Overview of Program Data

Division of Economic Assistance Eligibility Temporary Assistance for Needy Families

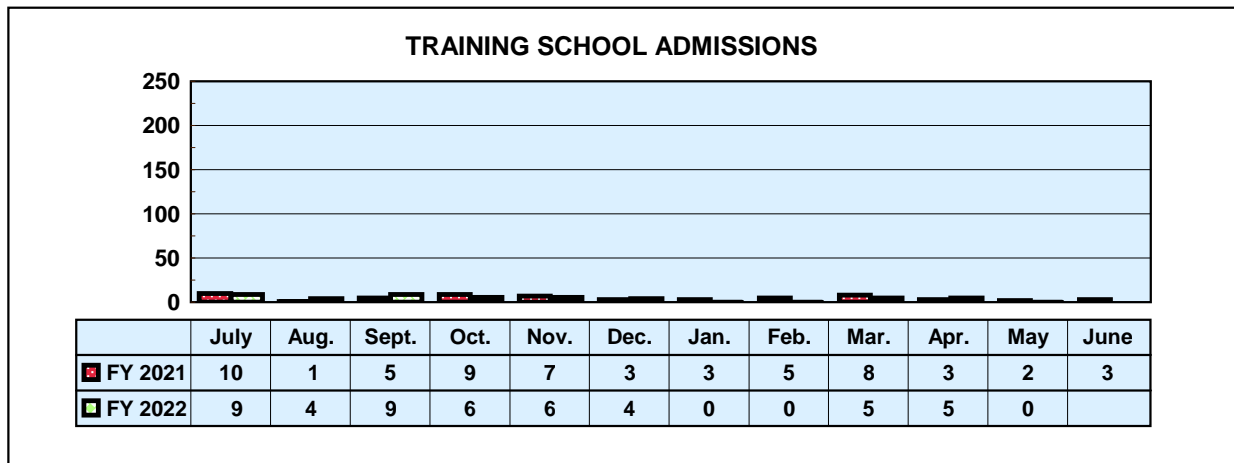
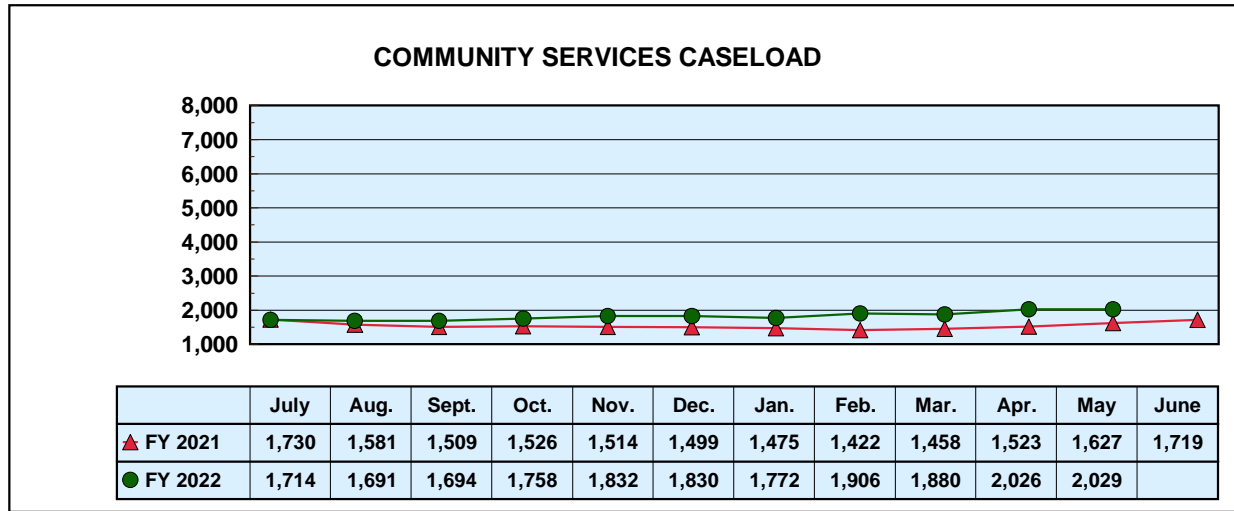
Month: May 2022

Date Released: 07/15/2022



Mississippi Department of Human Services Graphic Overview of Program Data

Division of Youth Services





MONTHLY STATISTICAL REPORT

Robert G. Anderson, Executive Director

Division of Economic Assistance Eligibility

Month: May 2022 Date Released: 07/15/2022

TEMPORARY ASSISTANCE FOR NEEDY FAMILIES ¹									
	MONEY PAYMENT			ONE-MONTH SUSPEND TANF	AVERAGE GRANT	Net Change From: April 2022			
	GRANT	ZERO	GRANT ²			GRANT	ZERO	SUSPEND TANF	AVERAGE GRANT
		GRANT					GRANT		
Families	3,249	16	10	\$135.04	1,467	9	10	(\$149.32)	
Recipients	6,209	32	21	\$70.66	3,274	18	21	(\$101.99)	
Adults	1,046	10	8		596	8	8		
Children	5,163	22	13		2,678	10	13		
TOTAL GRANT AMOUNT	\$438,757				(\$67,969)				

SUPPLEMENTAL NUTRITION ASSISTANCE PROGRAM (SNAP)				
	NUMBER	AVERAGE BENEFIT VALUE	Net Change From: April 2022	
			NUMBER	AVERAGE BENEFIT VALUE
Households	203,884	\$306.14	240	(\$4.47)
Persons	404,468	\$154.32	1,262	(\$2.56)
BENEFIT VALUE		\$62,416,849		(\$837,602)
COST PER MEAL		\$1.66		(\$0.08)

TANF AND SNAP COLLECTIONS		
	AMOUNT	Net Change From: April 2022
TANF/AFDC Overpayment Collections	\$90	(\$50)
SNAP Overissuance Collections	\$1,213,818	\$1,045,646

¹ Total TANF program [TANF-Basic and TANF-Unemployed Parent (UP)]. Totals include UP data: 0 cases, 0 recipients, \$0 grant amount.
² Cases eligible for a money payment, but not legally entitled to a check because of \$10 minimum payment.

Prepared by Cost Allocation Unit, Division of Budgets and Accounting.



MONTHLY STATISTICAL REPORT

Division of Child Support Enforcement

Month: May 2022

Date Released: 07/15/2022

CHILD SUPPORT CASELOAD DATA

	CASES	Net Change From: April 2022
TOTAL	259,451	(1,462)
TANF/Foster Care	4,355	(138)
Non-TANF	239,134	(1,145)
TANF/Foster Care Arrears Only	14,143	(162)
Non-IV-D	1,819	(17)

NONCUSTODIAL PARENTS LOCATED

	NUMBER	Net Change From: April 2022
TOTAL	4,385	65
TANF/Foster Care Arrears Only	192	11
Non-TANF	4,193	54

CASES WITH COLLECTIONS

	NUMBER	Net Change From: April 2022
TOTAL CASES	70,242	(91)

TOTAL CHILD SUPPORT COLLECTIONS

	AMOUNT	Net Change From: April 2022
COLLECTED	\$35,467,827	\$819,586

Prepared by Cost Allocation Unit, Division of Budgets and Accounting.