

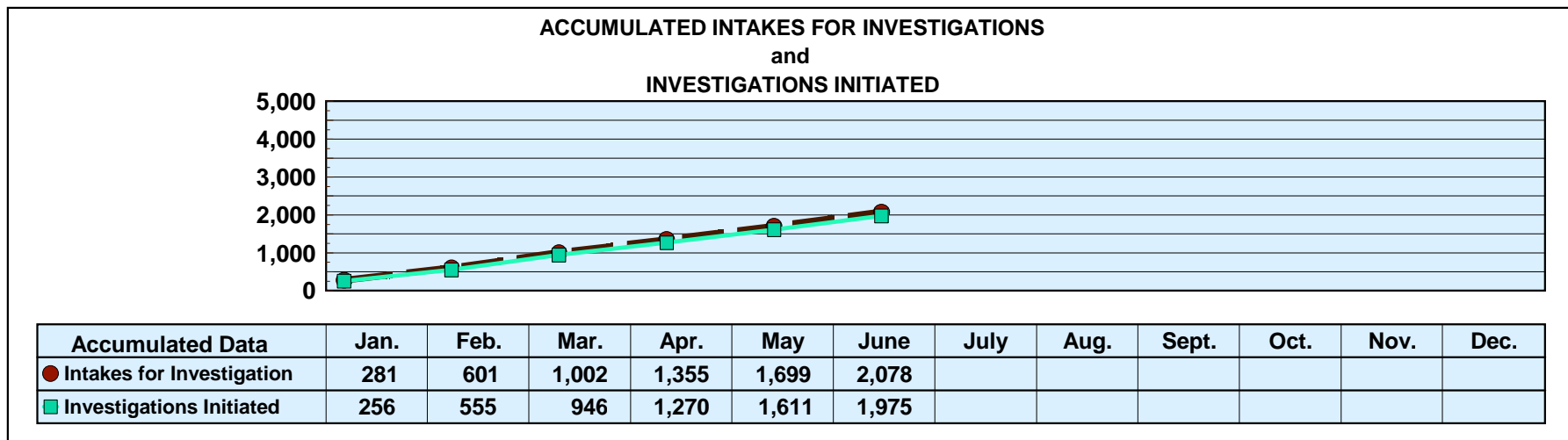
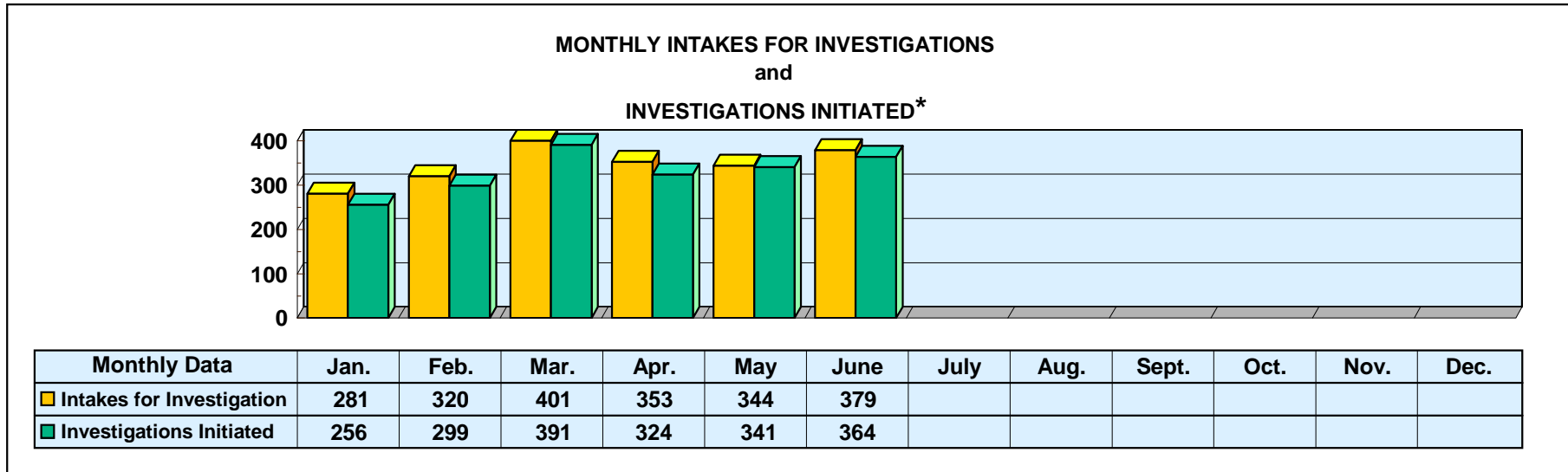
# Mississippi Department of Human Services

## Graphic Overview of Program Data

Month: June 2022

Date Released: 08/15/2022

### Division of Aging and Adult Services ADULT PROTECTIVE SERVICES



\*An approximate manual count.

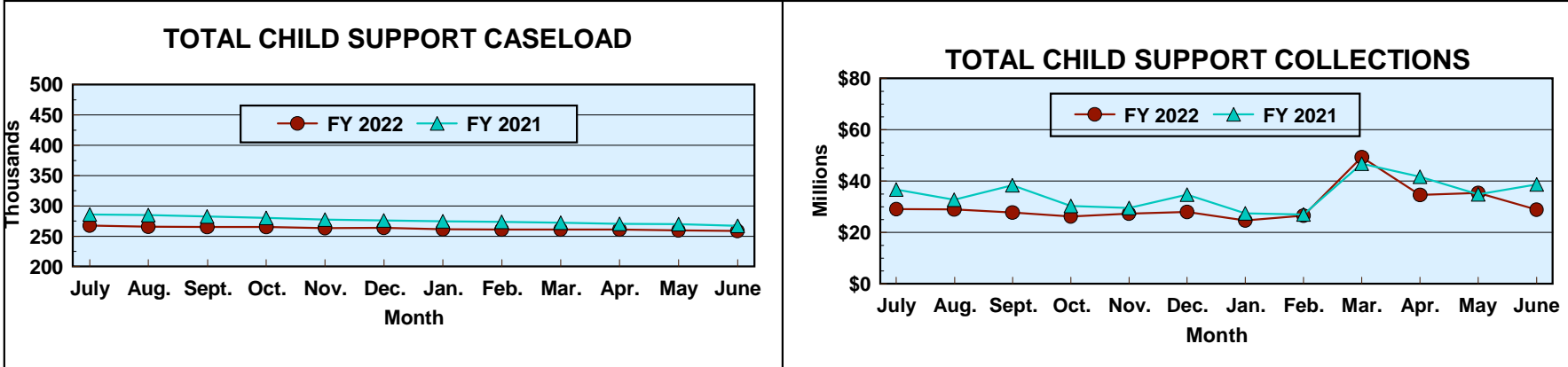
Prepared by Cost Allocation Unit, Division of Budgets and Accounting.

# Mississippi Department of Human Services Graphic Overview of Program Data

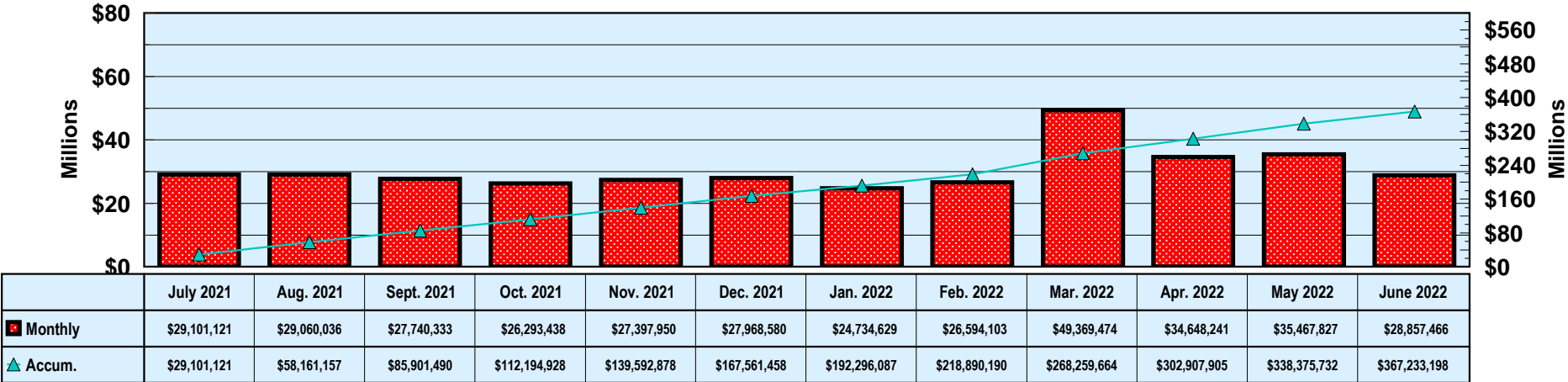
Month: June 2022

Date Released: 08/15/2022

## Division of Child Support Enforcement



### FY 2022 TOTAL COLLECTIONS (ACCUMULATED MONTHLY)



Prepared by Cost Allocation Unit, Division of Budgets and Accounting.


**Mississippi Department of Human Services  
Graphic Overview of Program Data**

Month: June 2022

Date Released: 08/15/2022

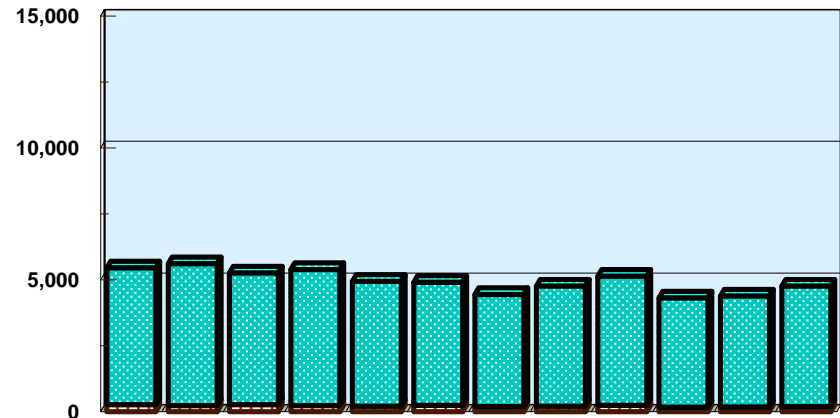
**Division of Child Support Enforcement**

**NUMBER OF CHILDREN FOR WHOM  
PATERNITY WAS ESTABLISHED**



	07/21	08/21	09/21	10/21	11/21	12/21	01/22	02/22	03/22	04/22	05/22	06/22
<b>TANF</b>	14	31	27	14	13	10	7	28	16	15	52	22
<b>Non-TANF</b>	802	1,213	1,154	780	667	733	548	490	596	596	962	855

**NONCUSTODIAL PARENTS LOCATED**



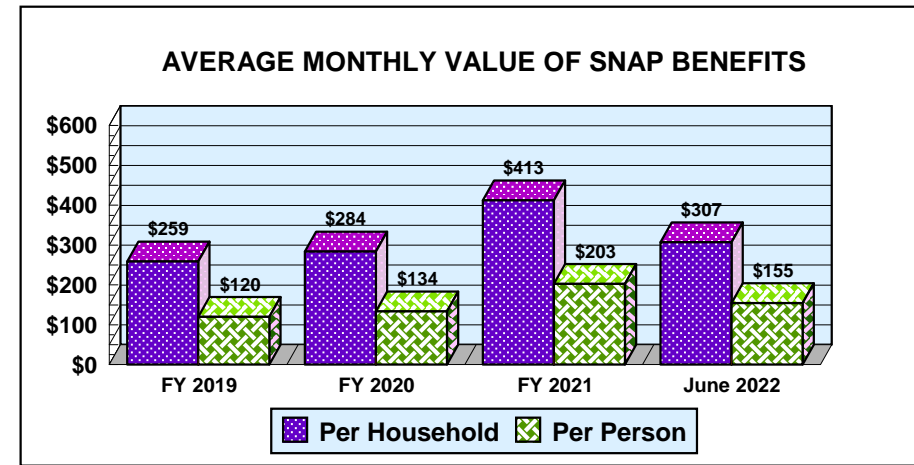
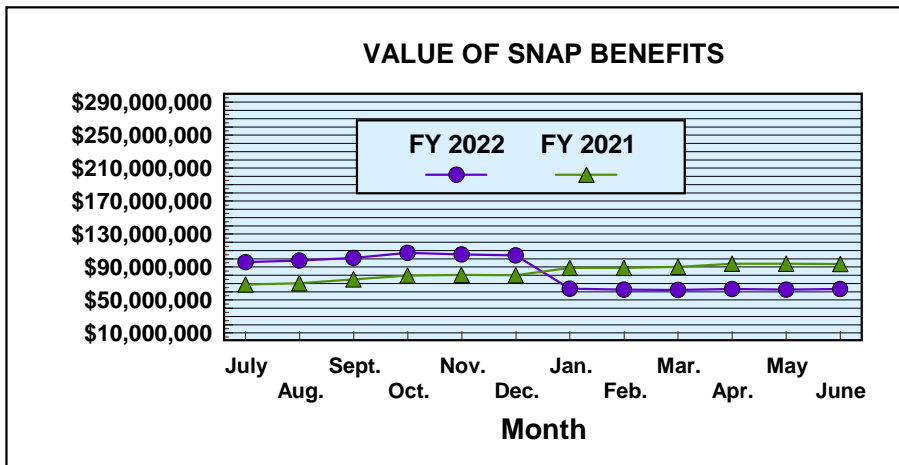
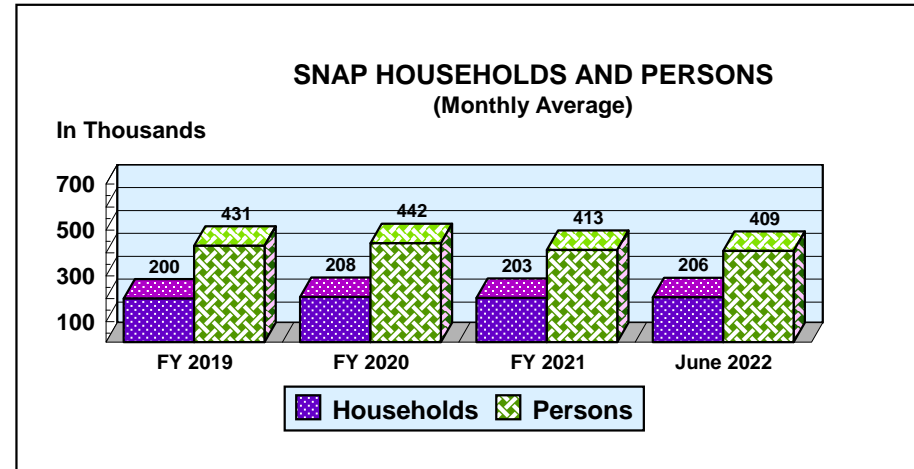
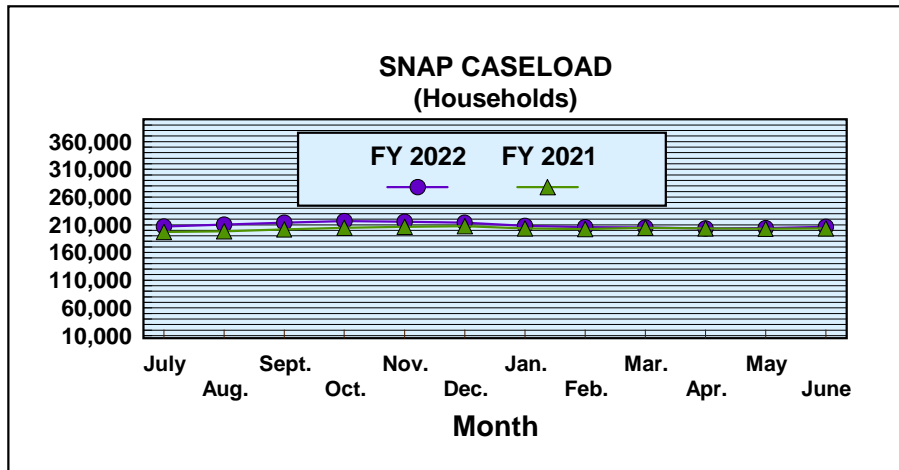
	07/21	08/21	09/21	10/21	11/21	12/21	01/22	02/22	03/22	04/22	05/22	06/22
<b>TANF</b>	269	235	268	233	217	248	201	207	249	181	192	203
<b>Non-TANF</b>	5,191	5,379	4,992	5,157	4,732	4,662	4,244	4,562	4,891	4,139	4,193	4,557

# Mississippi Department of Human Services Graphic Overview of Program Data

Month: June 2022

Date Released: 08/15/2022

## Division of Economic Assistance Eligibility Supplemental Nutrition Assistance Program (SNAP)



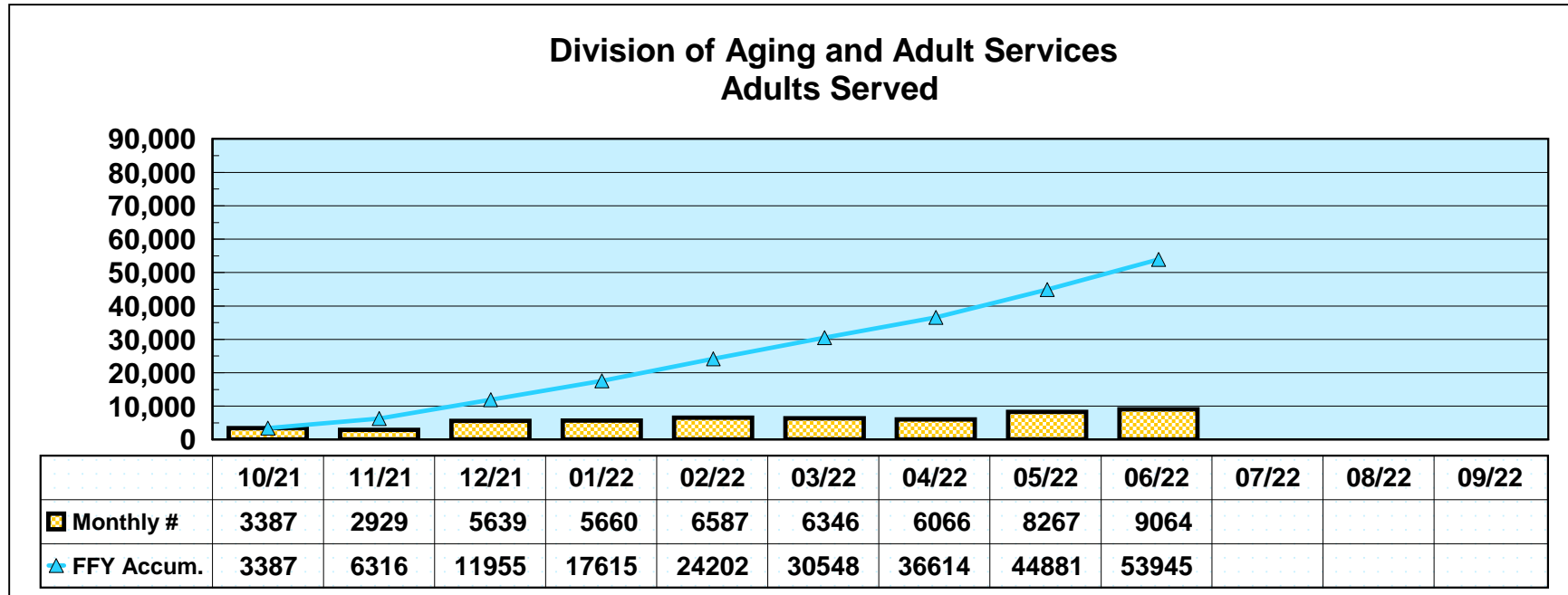
**Mississippi Department of Human Services  
Graphic Overview of Program Data**

Month: June 2022

Date Released: 08/15/2022

**Social Services Block Grant**

**NEW CLIENTS SERVED  
FEDERAL FISCAL YEAR 2022\***



\*Reflects unduplicated count of clients served monthly.

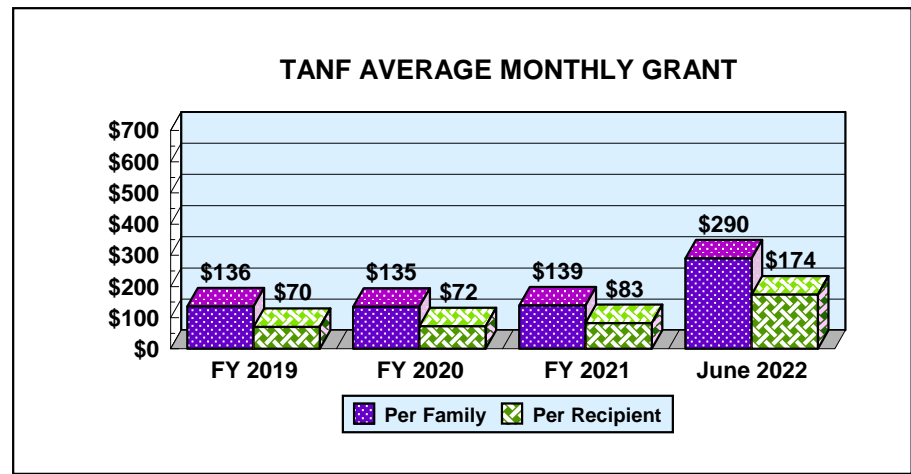
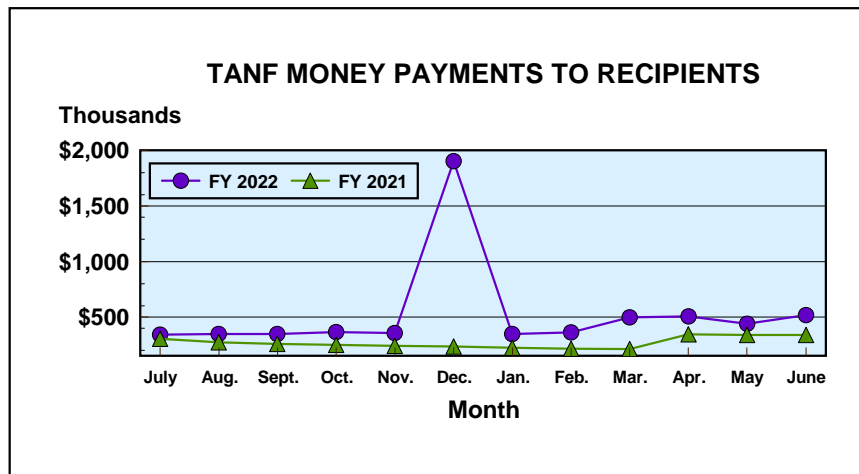
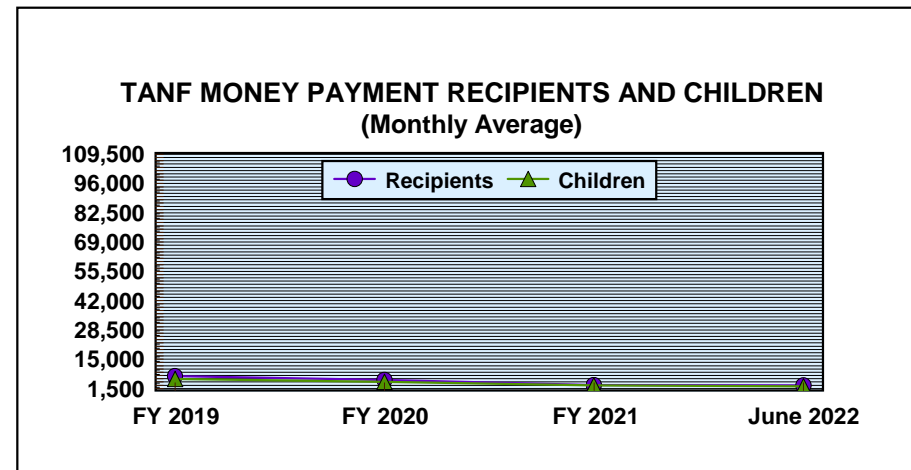
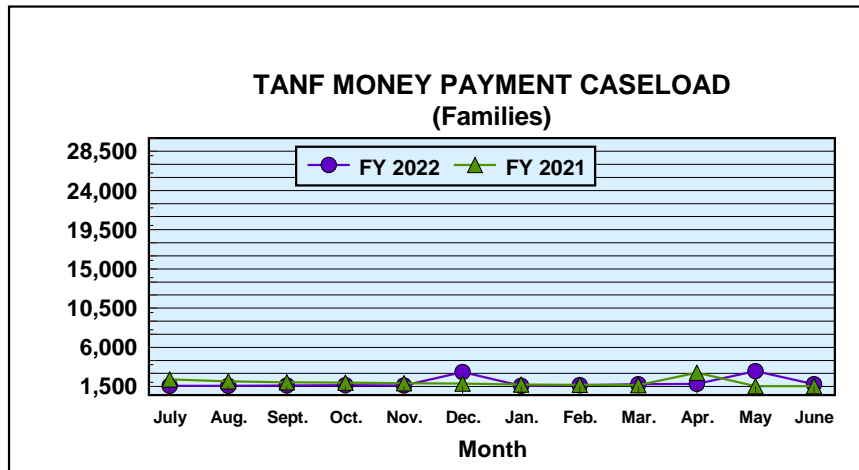
Prepared by Cost Allocation Unit, Division of Budgets and Accounting.

# Mississippi Department of Human Services Graphic Overview of Program Data

## Division of Economic Assistance Eligibility Temporary Assistance for Needy Families

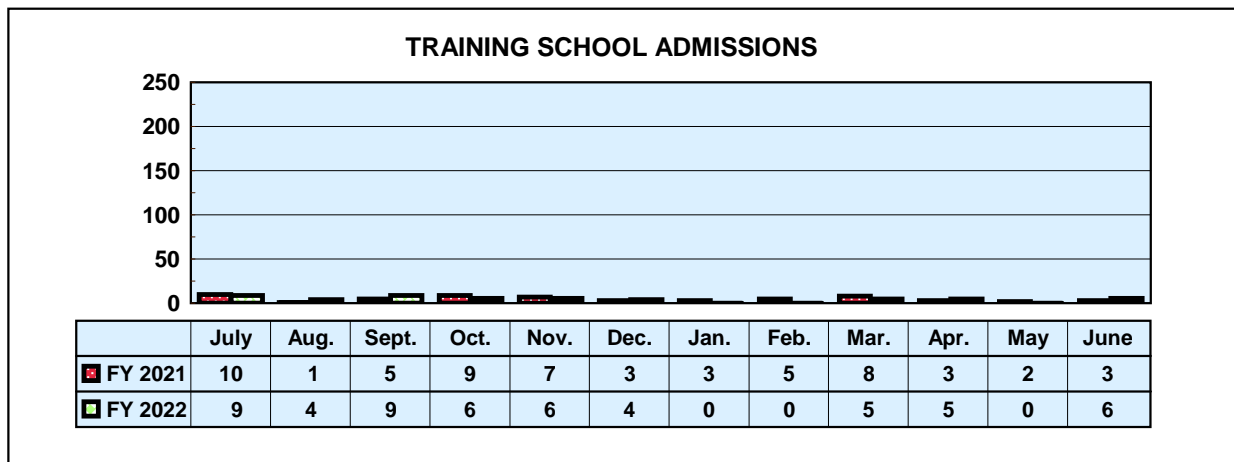
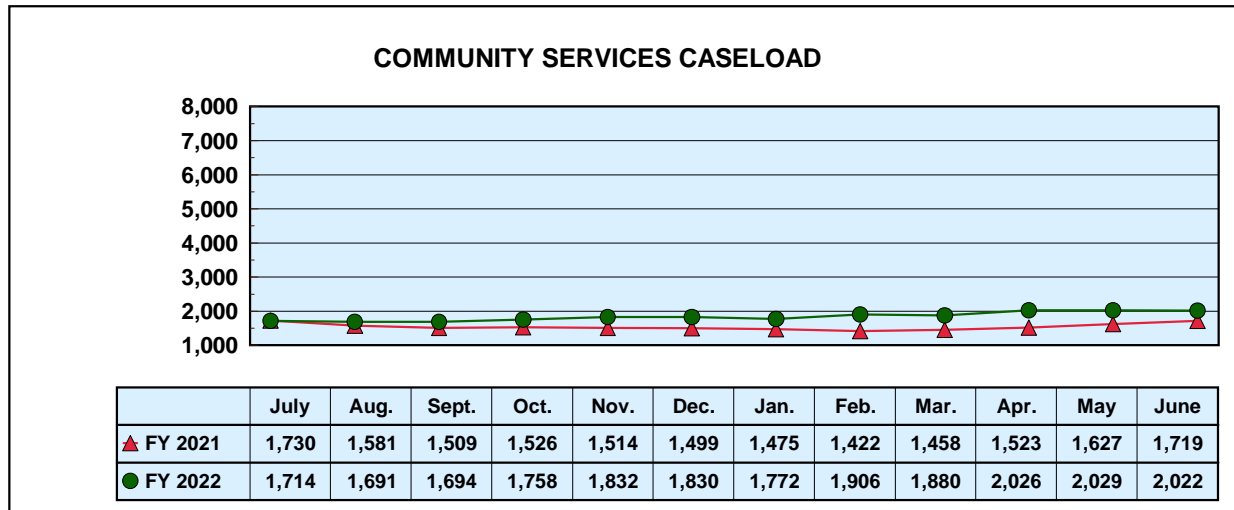
Month: June 2022

Date Released: 08/15/2022



## Mississippi Department of Human Services Graphic Overview of Program Data

### Division of Youth Services





# MONTHLY STATISTICAL REPORT

Robert G. Anderson, Executive Director

## Division of Economic Assistance Eligibility

Month: June 2022 Date Released: 08/15/2022

TEMPORARY ASSISTANCE FOR NEEDY FAMILIES <sup>1</sup>									
	MONEY PAYMENT		ONE-MONTH SUSPEND TANF	AVERAGE GRANT	Net Change From: May 2022				
	GRANT	ZERO			GRANT	GRANT	SUSPEND	TANF	AVERAGE
		GRANT <sup>2</sup>							
Families	1,782	3	10	\$289.94	(1,467)	(13)	0	\$154.90	
Recipients	2,977	4	14	\$173.56	(3,232)	(28)	(7)	\$102.90	
Adults	468	1	3		(578)	(9)	(5)		
Children	2,509	3	11		(2,654)	(19)	(2)		
<b>TOTAL GRANT AMOUNT</b>				\$516,678				\$77,921	

SUPPLEMENTAL NUTRITION ASSISTANCE PROGRAM (SNAP)				
	NUMBER	AVERAGE BENEFIT VALUE	Net Change From: May 2022	
			NUMBER	AVERAGE BENEFIT VALUE
Households	206,044	\$307.19	2,160	\$1.05
Persons	409,176	\$154.69	4,708	\$0.37
<b>BENEFIT VALUE</b>		\$63,294,858		\$878,009
<b>COST PER MEAL</b>		\$1.72		\$0.06

TANF AND SNAP COLLECTIONS		
	AMOUNT	Net Change From: May 2022
TANF/AFDC Overpayment Collections	\$230	\$140
SNAP Overissuance Collections	\$409,702	(\$804,116)

<sup>1</sup> Total TANF program [TANF-Basic and TANF-Unemployed Parent (UP)]. Totals include UP data: 0 cases, 0 recipients, \$0 grant amount.

<sup>2</sup> Cases eligible for a money payment, but not legally entitled to a check because of \$10 minimum payment.

Prepared by Cost Allocation Unit, Division of Budgets and Accounting.





# MONTHLY STATISTICAL REPORT

## Division of Child Support Enforcement

Month: June 2022

Date Released: 08/15/2022

### CHILD SUPPORT CASELOAD DATA

	CASES	Net Change From: May 2022
<b>TOTAL</b>	<b>258,687</b>	<b>(764)</b>
TANF/Foster Care	4,336	(19)
Non-TANF	238,432	(702)
TANF/Foster Care Arrears Only	14,110	(33)
Non-IV-D	1,809	(10)

### NONCUSTODIAL PARENTS LOCATED

	NUMBER	Net Change From: May 2022
<b>TOTAL</b>	<b>4,760</b>	<b>375</b>
TANF/Foster Care Arrears Only	203	11
Non-TANF	4,557	364

### CASES WITH COLLECTIONS

	NUMBER	Net Change From: May 2022
<b>TOTAL CASES</b>	<b>69,994</b>	<b>(248)</b>

### TOTAL CHILD SUPPORT COLLECTIONS

	AMOUNT	Net Change From: May 2022
<b>COLLECTED</b>	<b>\$28,857,466</b>	<b>(\$6,610,361)</b>

Prepared by Cost Allocation Unit, Division of Budgets and Accounting.