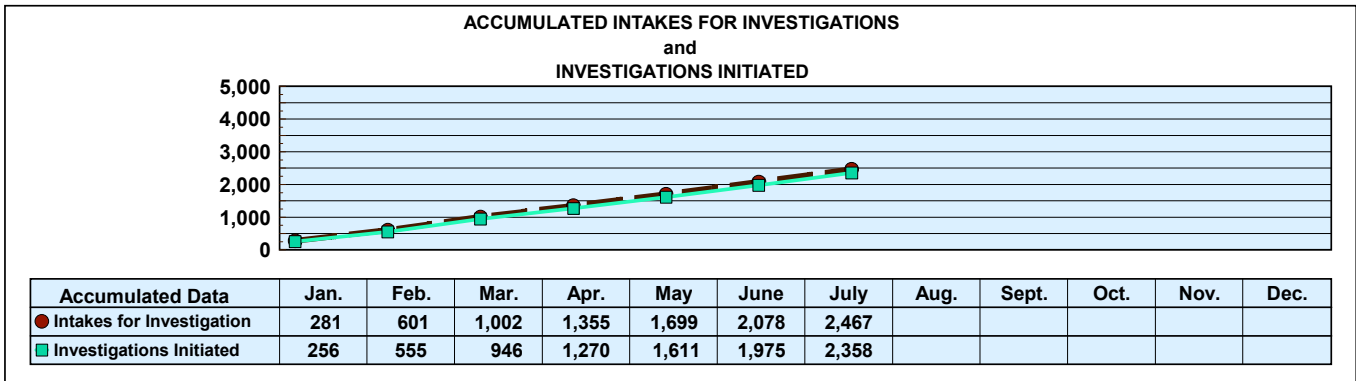
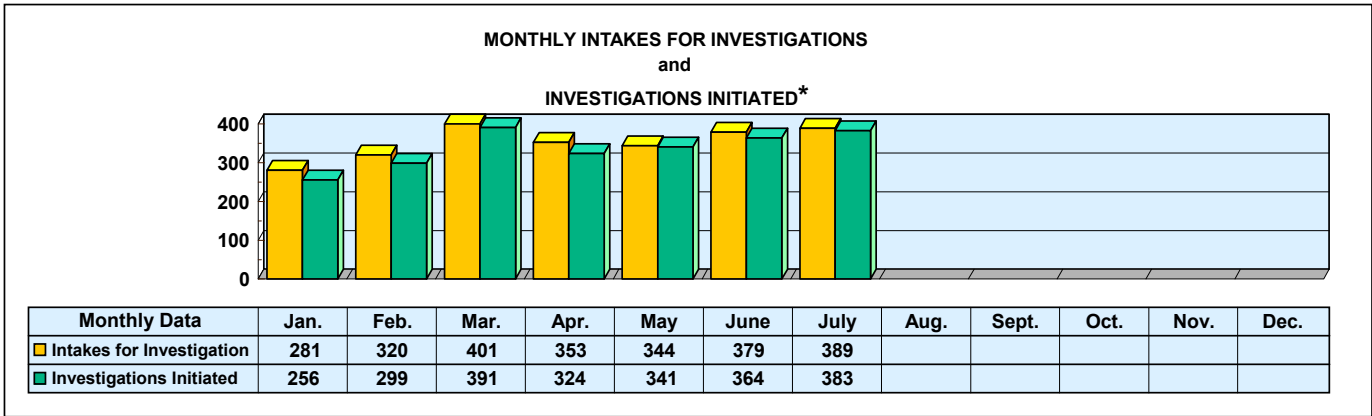


**Mississippi Department of Human Services  
Graphic Overview of Program Data**

Month: July 2022

Date Released: 09/15/2022

**Division of Aging and Adult Services  
ADULT PROTECTIVE SERVICES**



\*An approximate manual count.

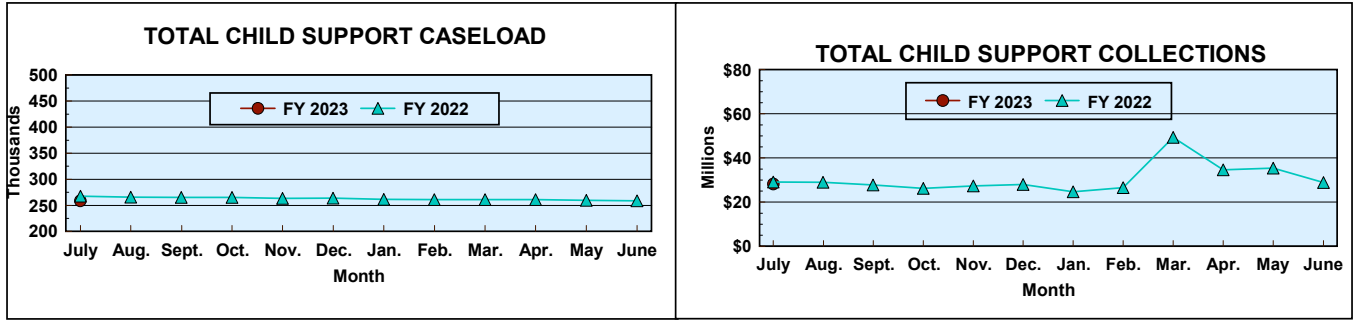
Prepared by Cost Allocation Unit, Division of Budgets and Accounting.

**Mississippi Department of Human Services  
Graphic Overview of Program Data**

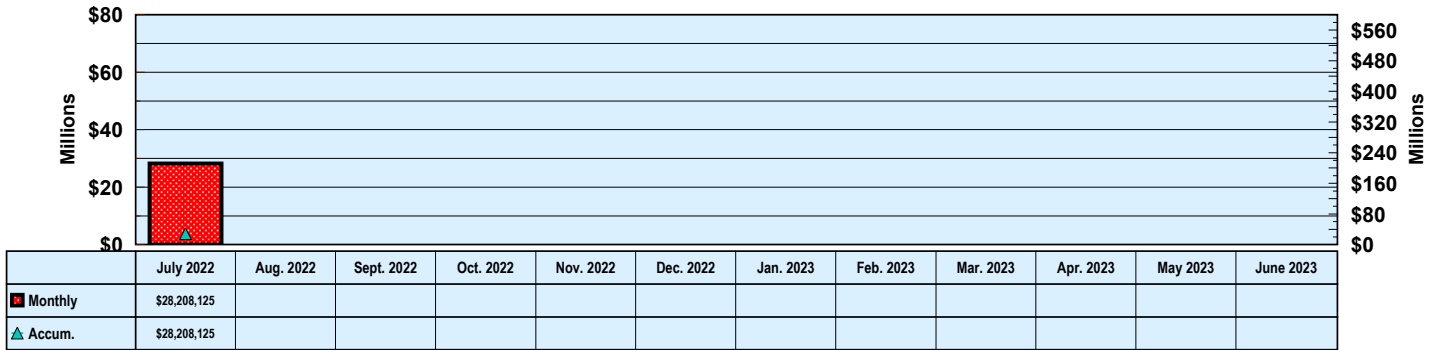
Month: July 2022

Date Released: 09/15/2022

**Division of Child Support Enforcement**



**FY 2023 TOTAL COLLECTIONS  
(ACCUMULATED MONTHLY)**



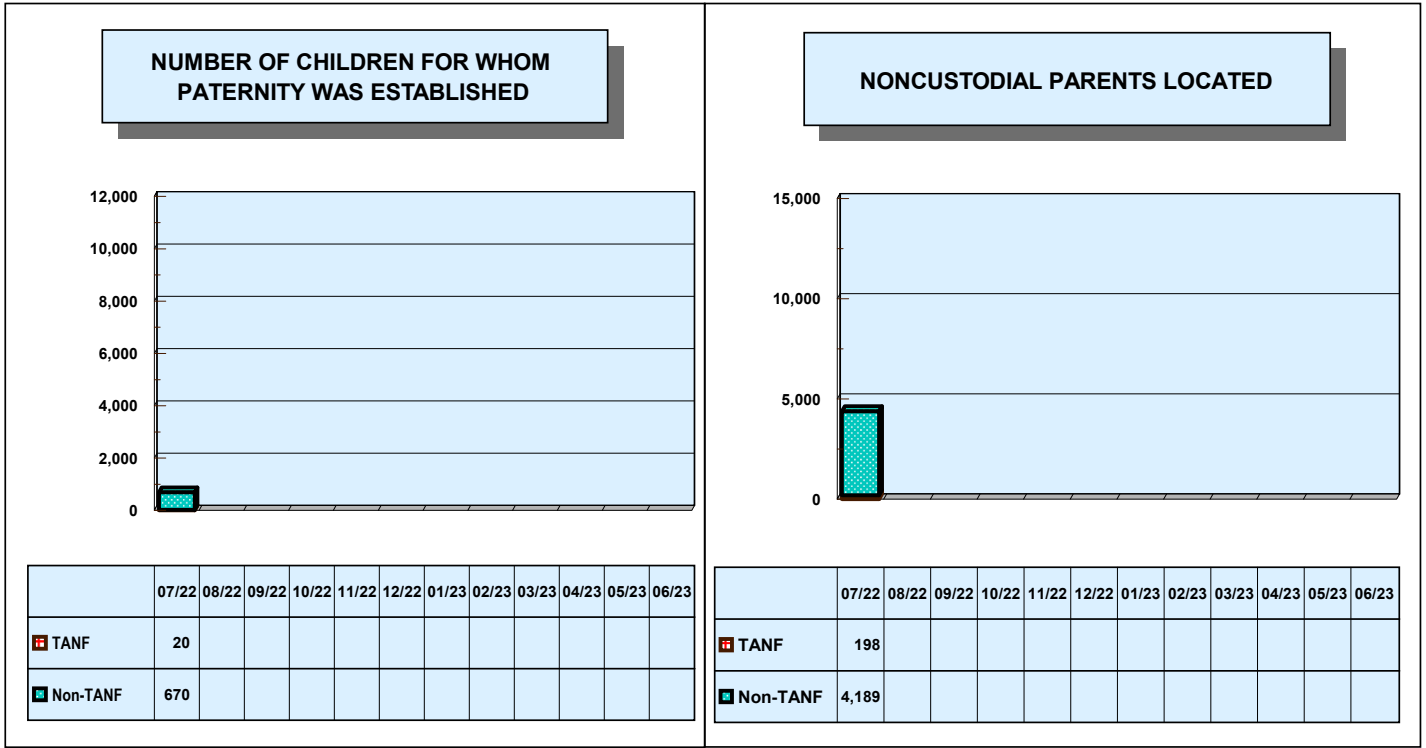
Prepared by Cost Allocation Unit, Division of Budgets and Accounting.

**Mississippi Department of Human Services  
Graphic Overview of Program Data**

Month: July 2022

Date Released: 09/15/2022

**Division of Child Support Enforcement**



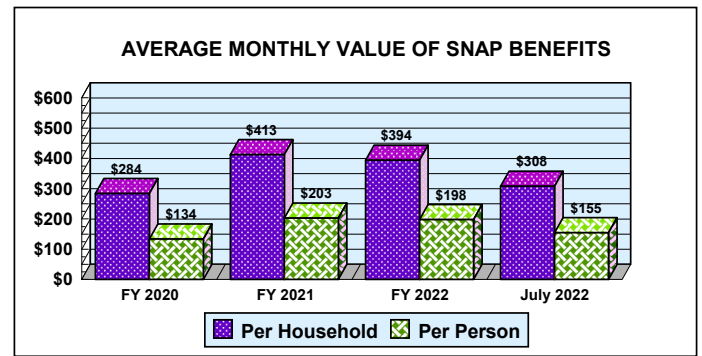
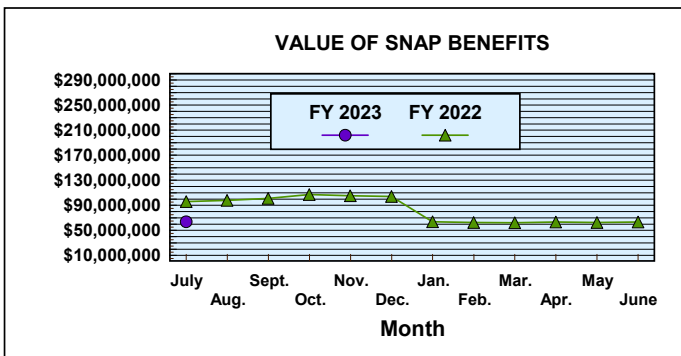
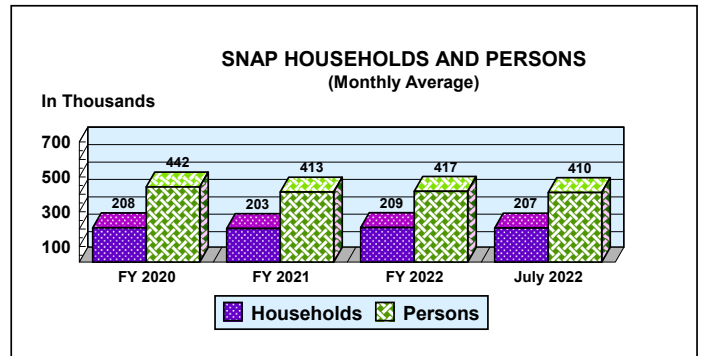
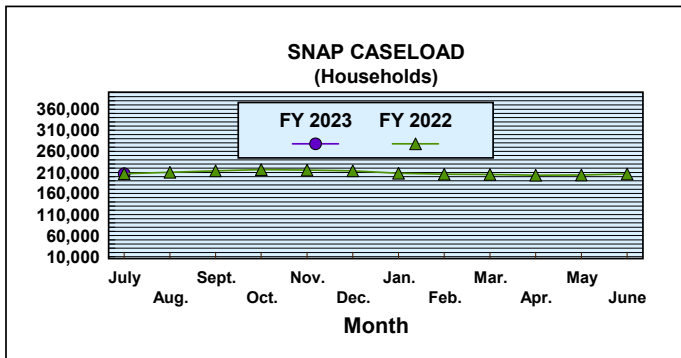
Prepared by Cost Allocation Unit, Division of Budgets and Accounting.

**Mississippi Department of Human Services  
Graphic Overview of Program Data**

Month: July 2022

Date Released: 09/15/2022

**Division of Economic Assistance Eligibility  
Supplemental Nutrition Assistance Program (SNAP)**



Prepared by Cost Allocation Unit, Division of Budgets and Accounting.

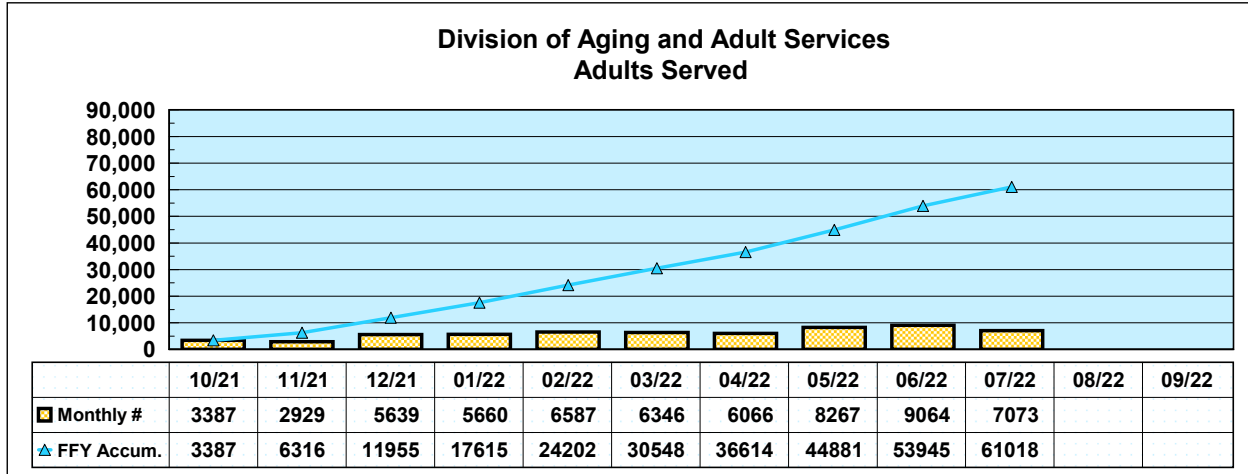
**Mississippi Department of Human Services  
Graphic Overview of Program Data**

Month: July 2022

Date Released: 09/15/2022

**Social Services Block Grant**

**NEW CLIENTS SERVED  
FEDERAL FISCAL YEAR 2022\***



\*Reflects unduplicated count of clients served monthly.

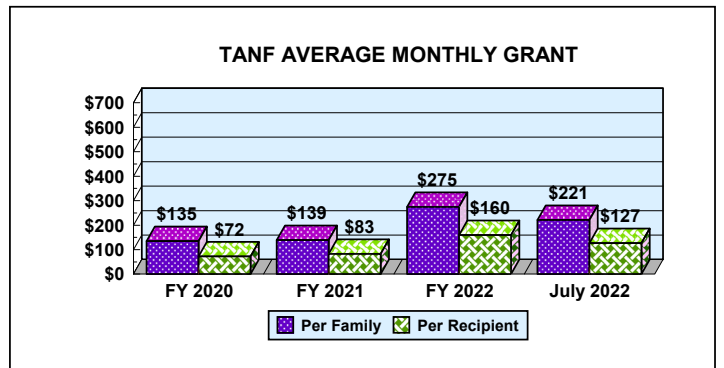
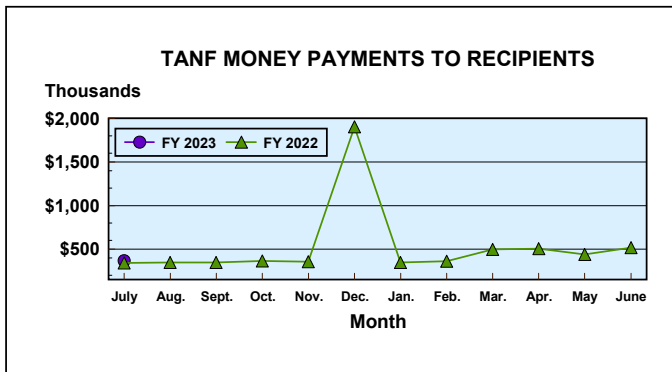
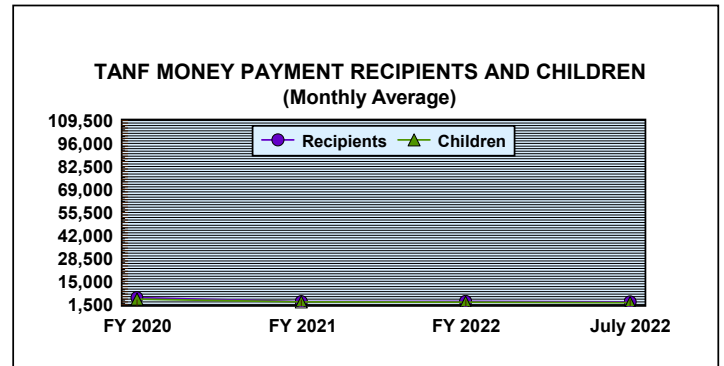
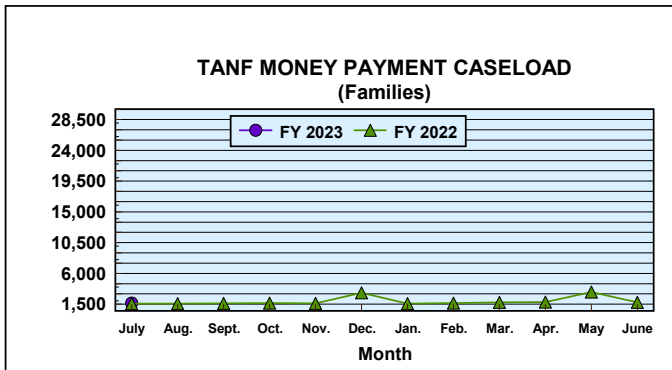
Prepared by Cost Allocation Unit, Division of Budgets and Accounting.

**Mississippi Department of Human Services  
Graphic Overview of Program Data**

**Division of Economic Assistance Eligibility  
Temporary Assistance for Needy Families**

Month: July 2022

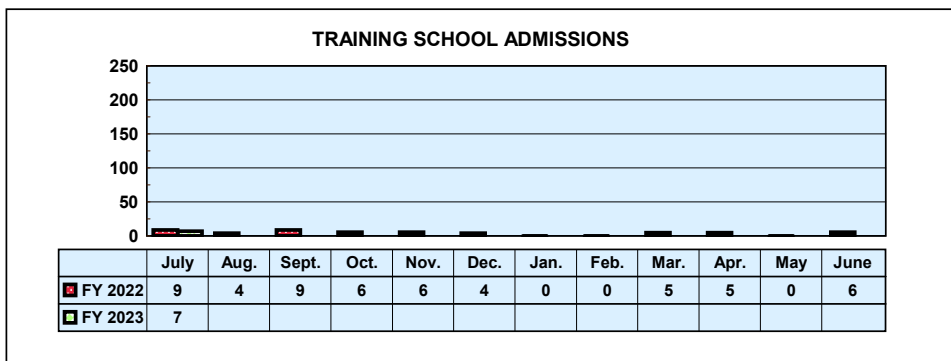
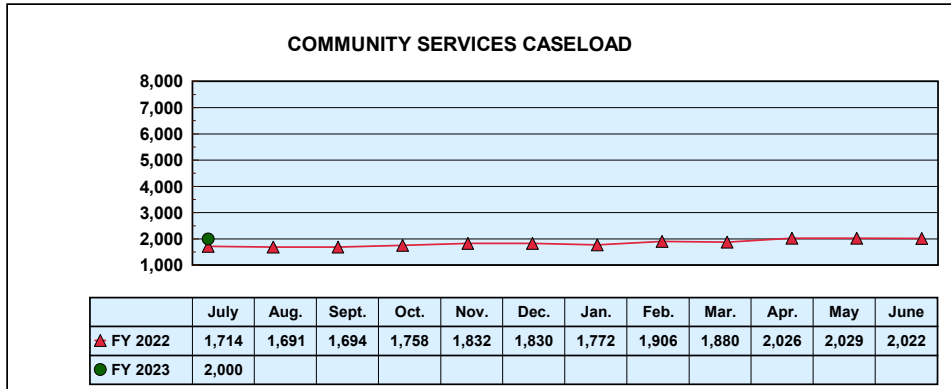
Date Released: 09/15/2022



Prepared by Cost Allocation Unit, Division of Budgets and Accounting.

**Mississippi Department of Human Services  
Graphic Overview of Program Data**

**Division of Youth Services**



Prepared by Cost Allocation Unit, Division of Budgets and Accounting.



# MONTHLY STATISTICAL REPORT

Robert G. Anderson, Executive Director

## Division of Economic Assistance Eligibility

Month: July 2022 Date Released: 09/15/2022

### TEMPORARY ASSISTANCE FOR NEEDY FAMILIES<sup>1</sup>

	MONEY PAYMENT				Net Change From: June 2022			
	ZERO		ONE-MONTH	AVERAGE	ZERO		ONE-MONTH	AVERAGE
	GRANT	GRANT <sup>2</sup>	SUSPEND TANF		GRANT	GRANT	SUSPEND TANF	
Families	1,655	4	0	\$221.27	(127)	1	(10)	(\$68.67)
Recipients	2,884	4	0	\$126.98	(93)	0	(14)	(\$46.58)
Adults	348	0	0		(120)	(1)	(3)	
Children	2,536	4	0		27	1	(11)	
<b>TOTAL GRANT AMOUNT</b>				<b>\$366,198</b>	<b>(\$150,480)</b>			

### SUPPLEMENTAL NUTRITION ASSISTANCE PROGRAM (SNAP)

	NUMBER	AVERAGE BENEFIT VALUE	Net Change From: June 2022	
			NUMBER	AVERAGE BENEFIT VALUE
Households	206,626	\$307.90	582	\$0.71
Persons	410,472	\$154.99	1,296	\$0.30
<b>BENEFIT VALUE</b>	<b>\$63,619,406</b>		<b>\$324,548</b>	
<b>COST PER MEAL</b>	<b>\$1.67</b>		<b>(\$0.05)</b>	

### TANF AND SNAP COLLECTIONS

	AMOUNT	Net Change From: June 2022
TANF/AFDC Overpayment Collections	\$136	(\$94)
SNAP Overissuance Collections	\$312,087	(\$97,615)

<sup>1</sup> Total TANF program [TANF-Basic and TANF-Unemployed Parent (UP)]. Totals include UP data: 0 cases, 0 recipients, \$0 grant amount.

<sup>2</sup> Cases eligible for a money payment, but not legally entitled to a check because of \$10 minimum payment.





# MONTHLY STATISTICAL REPORT

## Division of Child Support Enforcement

Month: July 2022

Date Released: 09/15/2022

CHILD SUPPORT CASELOAD DATA		
	CASES	Net Change From: June 2022
TOTAL	258,669	(18)
TANF/Foster Care	4,378	42
Non-TANF	238,432	0
TANF/Foster Care Arrears Only	14,068	(42)
Non-IV-D	1,791	(18)

NONCUSTODIAL PARENTS LOCATED		
	NUMBER	Net Change From: June 2022
TOTAL	4,387	(373)
TANF/Foster Care Arrears Only	198	(5)
Non-TANF	4,189	(368)

CASES WITH COLLECTIONS		
	NUMBER	Net Change From: June 2022
TOTAL CASES	68,688	(1,306)

TOTAL CHILD SUPPORT COLLECTIONS		
	AMOUNT	Net Change From: June 2022
COLLECTED	\$28,208,125	(\$649,341)

Prepared by Cost Allocation Unit, Division of Budgets and Accounting.