


**Mississippi Department of Human Services
Graphic Overview of Program Data**

Month: August 2022

Date Released: 10/17/2022

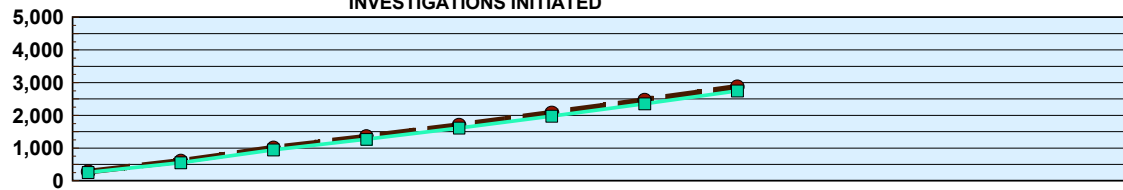
**Division of Aging and Adult Services
ADULT PROTECTIVE SERVICES**

**MONTHLY INTAKES FOR INVESTIGATIONS
and
INVESTIGATIONS INITIATED***



Monthly Data	Jan.	Feb.	Mar.	Apr.	May	June	July	Aug.	Sept.	Oct.	Nov.	Dec.
Intakes for Investigation	281	320	401	353	344	379	389	407				
Investigations Initiated	256	299	391	324	341	364	383	390				

**ACCUMULATED INTAKES FOR INVESTIGATIONS
and
INVESTIGATIONS INITIATED**



Accumulated Data	Jan.	Feb.	Mar.	Apr.	May	June	July	Aug.	Sept.	Oct.	Nov.	Dec.
Intakes for Investigation	281	601	1,002	1,355	1,699	2,078	2,467	2,874				
Investigations Initiated	256	555	946	1,270	1,611	1,975	2,358	2,748				

*An approximate manual count.

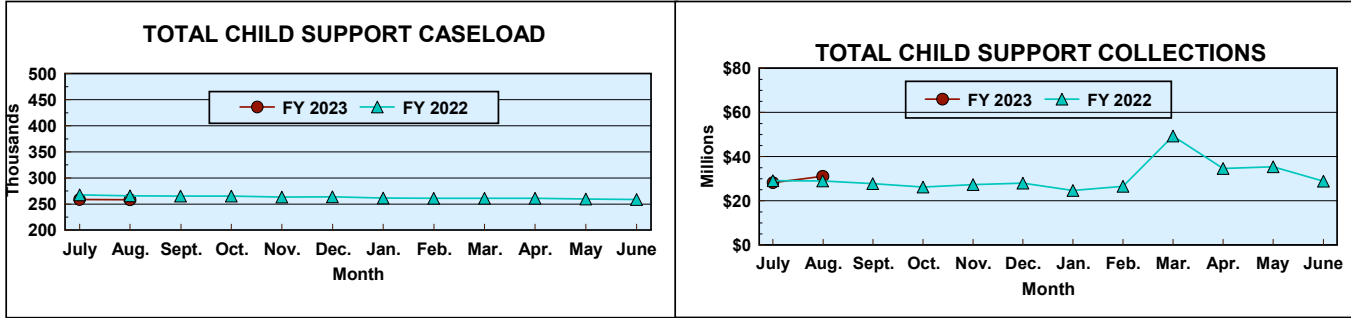
Prepared by Cost Allocation Unit, Division of Budgets and Accounting.

**Mississippi Department of Human Services
Graphic Overview of Program Data**

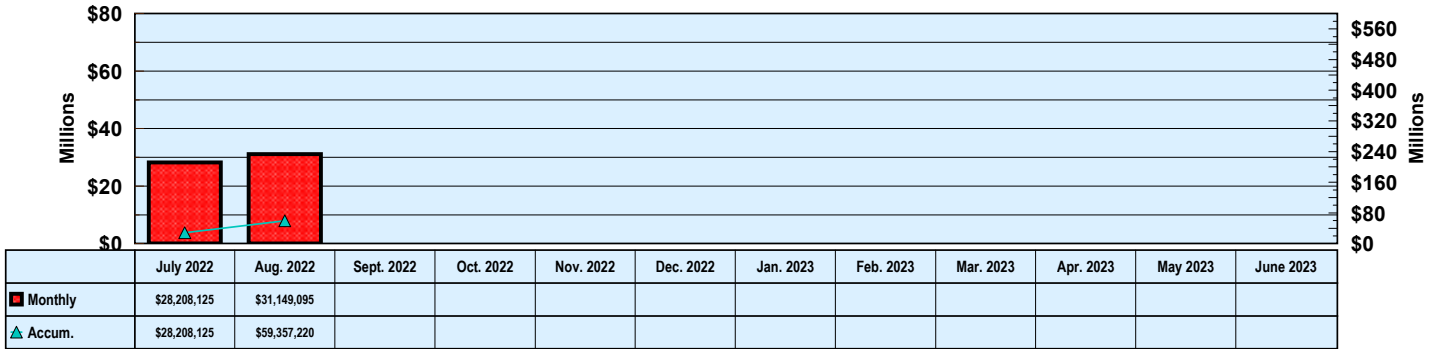
Month: August 2022

Date Released: 10/17/2022

Division of Child Support Enforcement



**FY 2023 TOTAL COLLECTIONS
(ACCUMULATED MONTHLY)**



Prepared by Cost Allocation Unit, Division of Budgets and Accounting.


**Mississippi Department of Human Services
Graphic Overview of Program Data**

Month: August 2022

Date Released: 10/17/2022

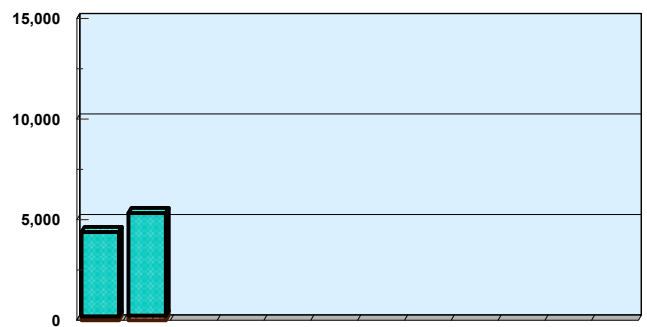
Division of Child Support Enforcement

**NUMBER OF CHILDREN FOR WHOM
PATERNITY WAS ESTABLISHED**



	07/22	08/22	09/22	10/22	11/22	12/22	01/23	02/23	03/23	04/23	05/23	06/23
TANF	20	25										
Non-TANF	670	765										

NONCUSTODIAL PARENTS LOCATED



	07/22	08/22	09/22	10/22	11/22	12/22	01/23	02/23	03/23	04/23	05/23	06/23
TANF	198	236										
Non-TANF	4,189	5,092										

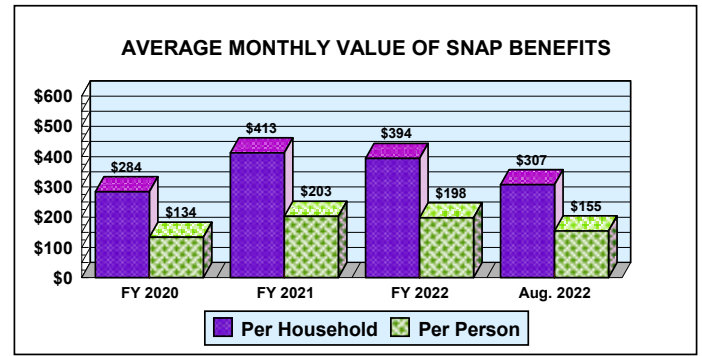
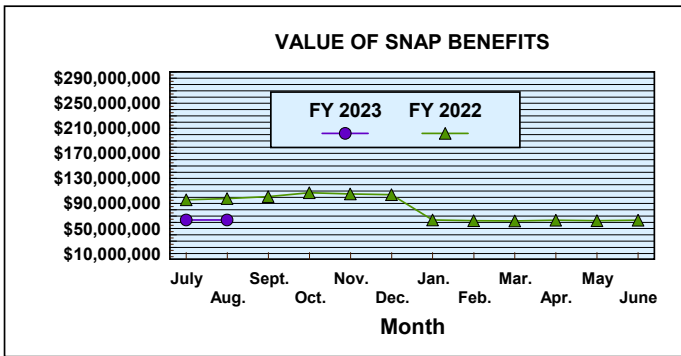
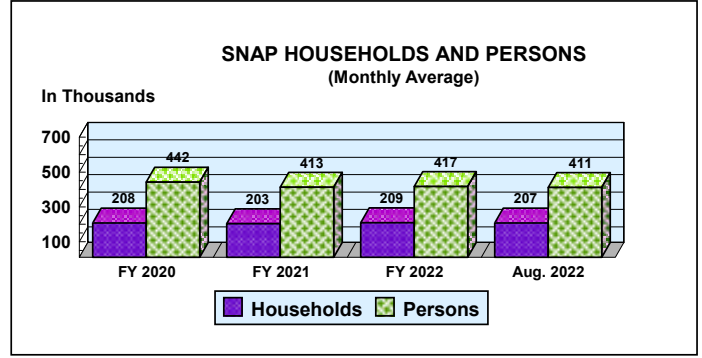
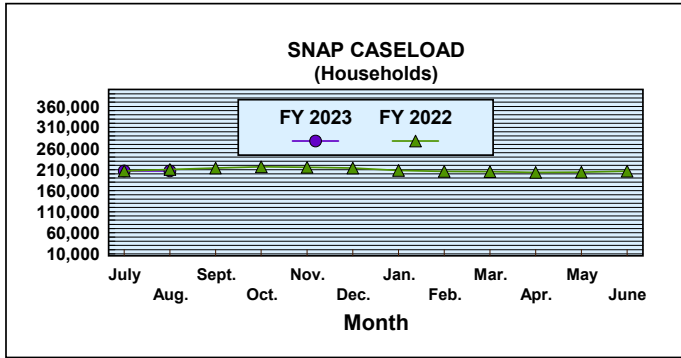
Prepared by Cost Allocation Unit, Division of Budgets and Accounting.

**Mississippi Department of Human Services
Graphic Overview of Program Data**

Month: August 2022

Date Released: 10/17/2022

**Division of Economic Assistance Eligibility
Supplemental Nutrition Assistance Program (SNAP)**



Prepared by Cost Allocation Unit, Division of Budgets and Accounting.

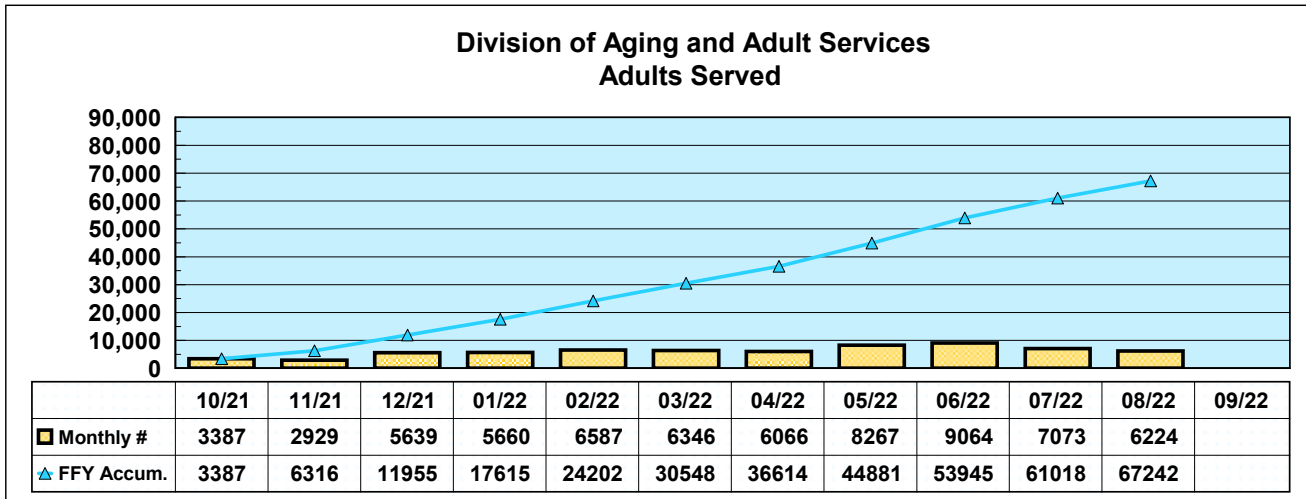
**Mississippi Department of Human Services
Graphic Overview of Program Data**

Month: August 2022

Date Released: 10/17/2022

Social Services Block Grant

**NEW CLIENTS SERVED
FEDERAL FISCAL YEAR 2022***



*Reflects unduplicated count of clients served monthly.

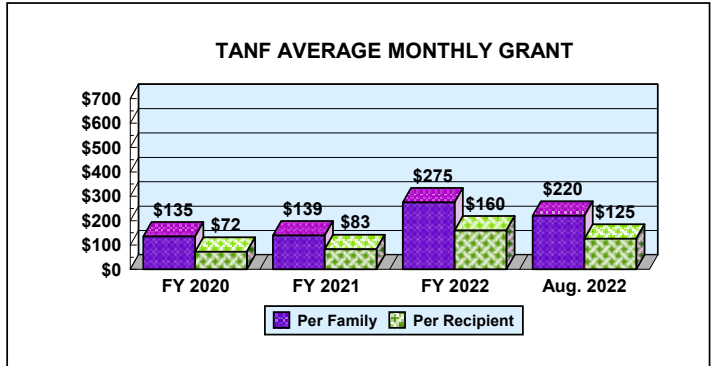
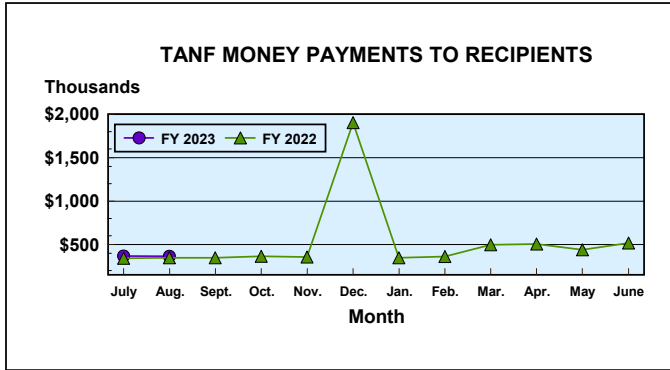
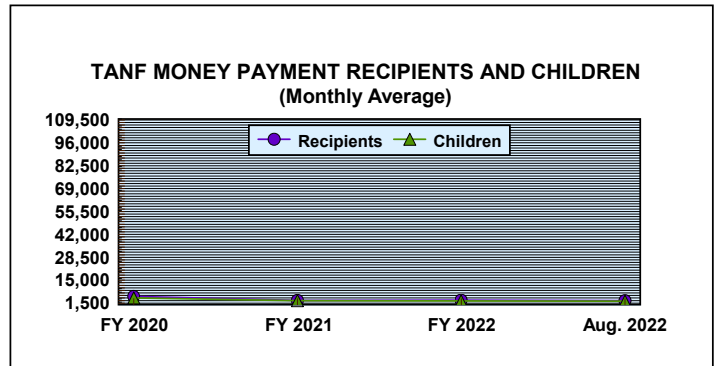
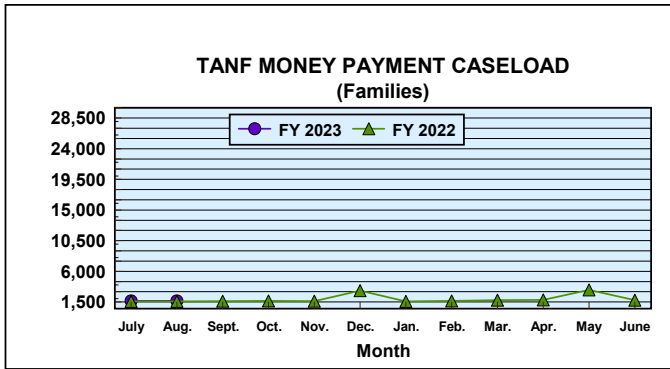
Prepared by Cost Allocation Unit, Division of Budgets and Accounting.

**Mississippi Department of Human Services
Graphic Overview of Program Data**

**Division of Economic Assistance Eligibility
Temporary Assistance for Needy Families**

Month: August 2022

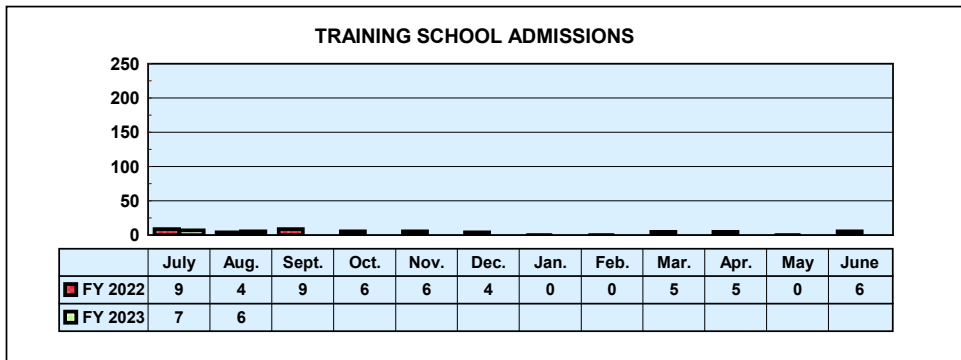
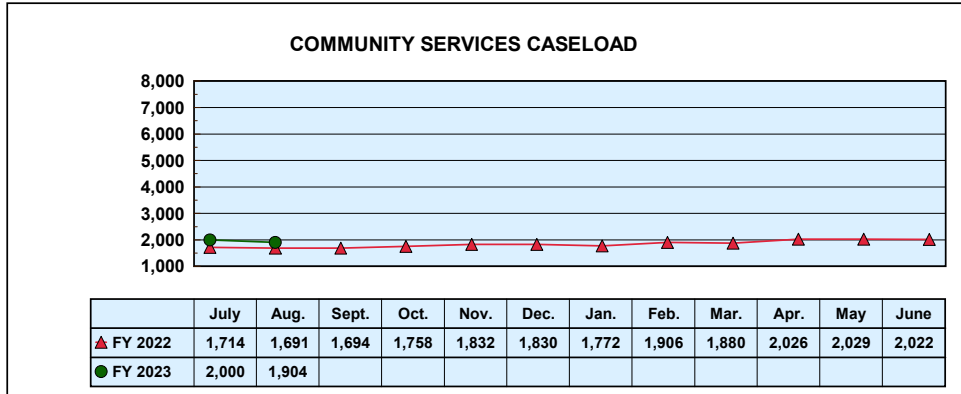
Date Released: 10/17/2022



Prepared by Cost Allocation Unit, Division of Budgets and Accounting.

Mississippi Department of Human Services Graphic Overview of Program Data

Division of Youth Services



Prepared by Cost Allocation Unit, Division of Budgets and Accounting.



MONTHLY STATISTICAL REPORT

Robert G. Anderson, Executive Director

Division of Economic Assistance Eligibility

Month: August 2022 Date Released: 10/17/2022

TEMPORARY ASSISTANCE FOR NEEDY FAMILIES¹

	MONEY PAYMENT				Net Change From: July 2022			
	ZERO		ONE-MONTH	AVERAGE	ZERO		ONE-MONTH	AVERAGE
	GRANT	GRANT ²	SUSPEND TANF		GRANT	GRANT	SUSPEND TANF	
Families	1,662	3	2	\$220.03	7	(1)	2	(\$1.24)
Recipients	2,916	6	3	\$125.41	32	2	3	(\$1.57)
Adults	349	1	1		1	1	1	
Children	2,567	5	2		31	1	2	
TOTAL GRANT AMOUNT				\$365,697	(\$501)			

SUPPLEMENTAL NUTRITION ASSISTANCE PROGRAM (SNAP)

	NUMBER	AVERAGE BENEFIT VALUE	Net Change From: July 2022	
			NUMBER	AVERAGE BENEFIT VALUE
Households	206,991	\$307.03	365	(\$0.87)
Persons	410,887	\$154.67	415	(\$0.32)
BENEFIT VALUE	\$63,551,671		(\$67,735)	
COST PER MEAL	\$1.66		(\$0.01)	

TANF AND SNAP COLLECTIONS

	AMOUNT	Net Change From: July 2022
TANF/AFDC Overpayment Collections	\$160	\$24
SNAP Overissuance Collections	\$167,160	(\$144,927)

¹ Total TANF program [TANF-Basic and TANF-Unemployed Parent (UP)]. Totals include UP data: 0 cases, 0 recipients, \$0 grant amount.

² Cases eligible for a money payment, but not legally entitled to a check because of \$10 minimum payment.



MONTHLY STATISTICAL REPORT

Division of Child Support Enforcement

Month: August 2022

Date Released: 10/17/2022

CHILD SUPPORT CASELOAD DATA		
	CASES	Net Change From: July 2022
TOTAL	258,272	(397)
TANF/Foster Care	4,379	1
Non-TANF	238,112	(320)
TANF/Foster Care Arrears Only	14,005	(63)
Non-IV-D	1,776	(15)

NONCUSTODIAL PARENTS LOCATED		
	NUMBER	Net Change From: July 2022
TOTAL	5,328	941
TANF/Foster Care Arrears Only	236	38
Non-TANF	5,092	903

CASES WITH COLLECTIONS		
	NUMBER	Net Change From: July 2022
TOTAL CASES	69,597	909

TOTAL CHILD SUPPORT COLLECTIONS		
	AMOUNT	Net Change From: July 2022
COLLECTED	\$31,149,095	\$2,940,970

Prepared by Cost Allocation Unit, Division of Budgets and Accounting.