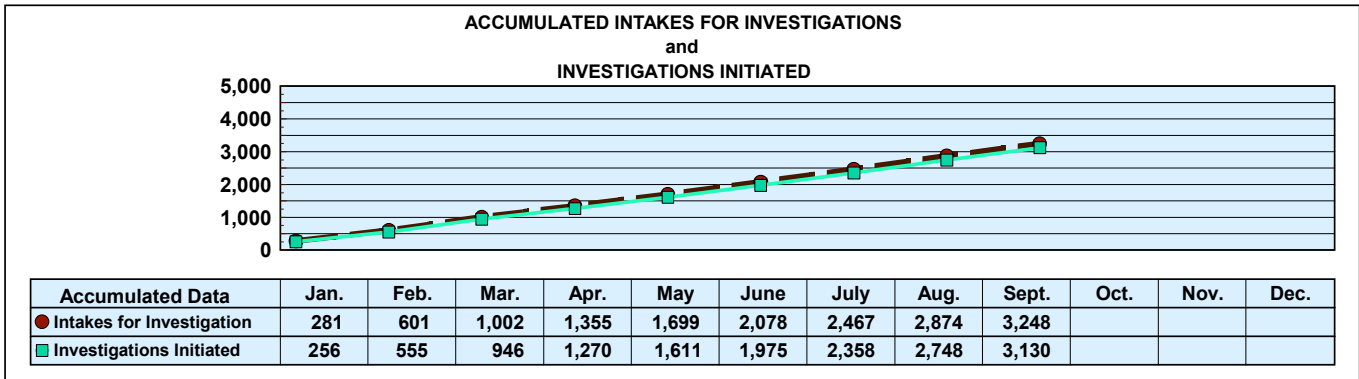
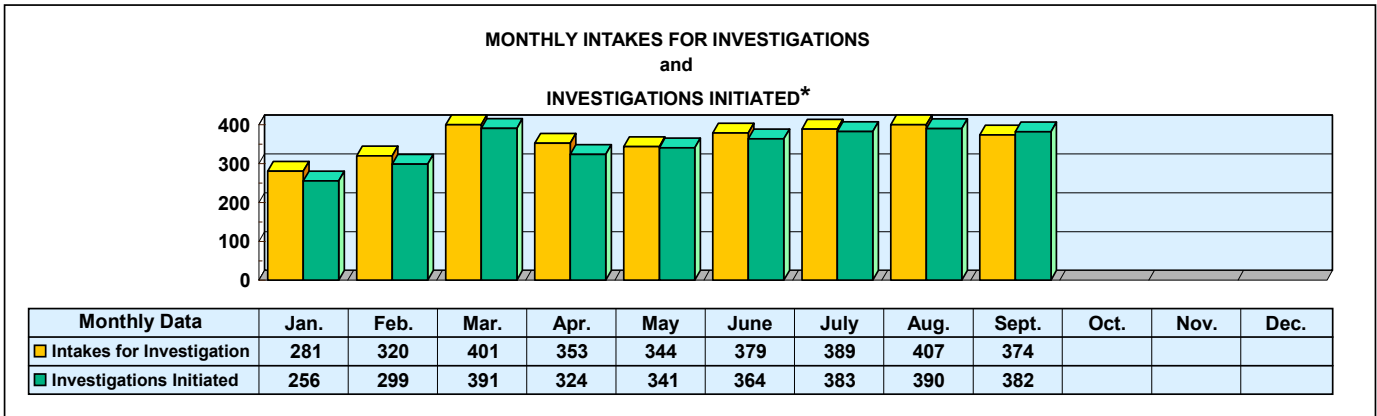


**Mississippi Department of Human Services
Graphic Overview of Program Data**

Month: September 2022

Date Released: 11/15/2022

**Division of Aging and Adult Services
ADULT PROTECTIVE SERVICES**



*An approximate manual count.

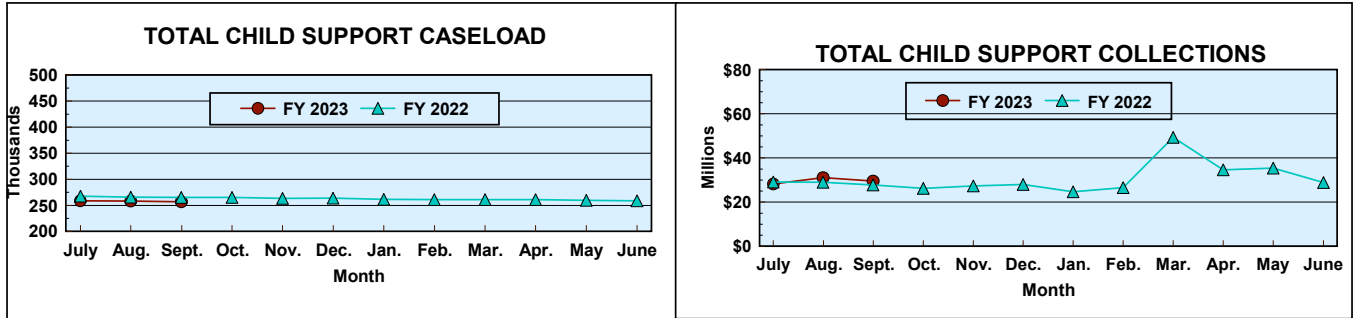
Prepared by Cost Allocation Unit, Division of Budgets and Accounting.

**Mississippi Department of Human Services
Graphic Overview of Program Data**

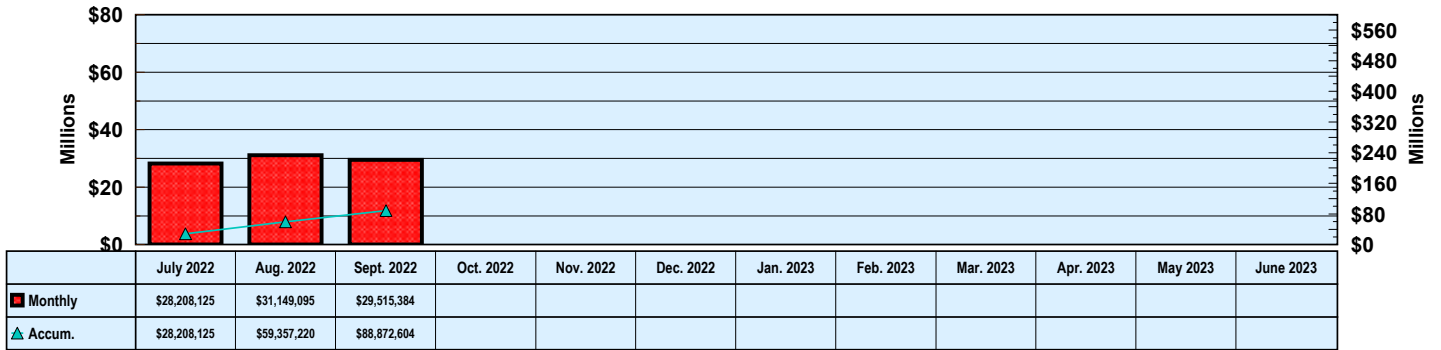
Month: September 2022

Date Released: 11/15/2022

Division of Child Support Enforcement



**FY 2023 TOTAL COLLECTIONS
(ACCUMULATED MONTHLY)**



Prepared by Cost Allocation Unit, Division of Budgets and Accounting.

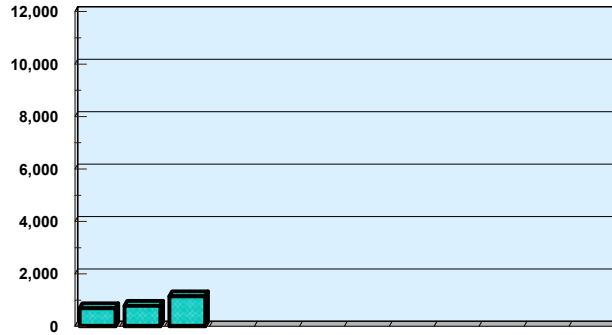
**Mississippi Department of Human Services
Graphic Overview of Program Data**

Month: September 2022

Date Released: 11/15/2022

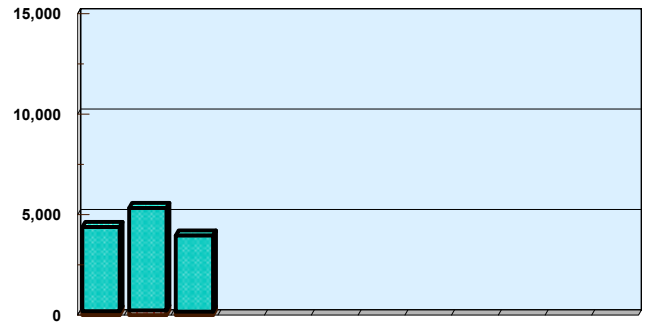
Division of Child Support Enforcement

**NUMBER OF CHILDREN FOR WHOM
PATERNITY WAS ESTABLISHED**



	07/22	08/22	09/22	10/22	11/22	12/22	01/23	02/23	03/23	04/23	05/23	06/23
TANF	20	25	23									
Non-TANF	670	765	1,129									

NONCUSTODIAL PARENTS LOCATED



	07/22	08/22	09/22	10/22	11/22	12/22	01/23	02/23	03/23	04/23	05/23	06/23
TANF	198	236	177									
Non-TANF	4,189	5,092	3,789									

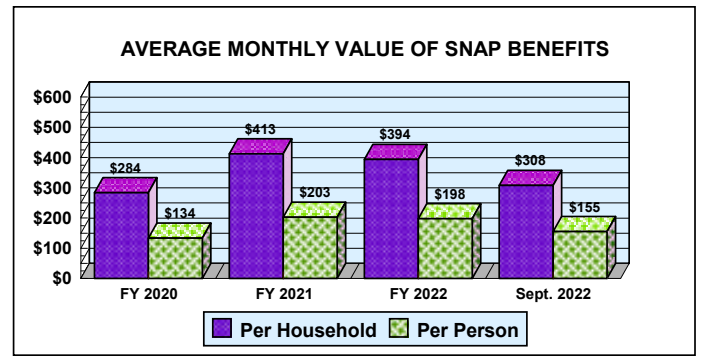
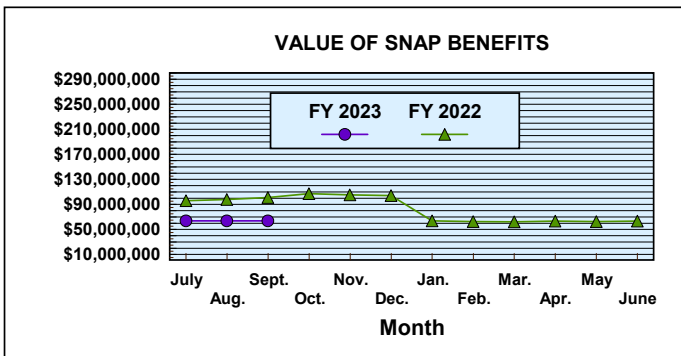
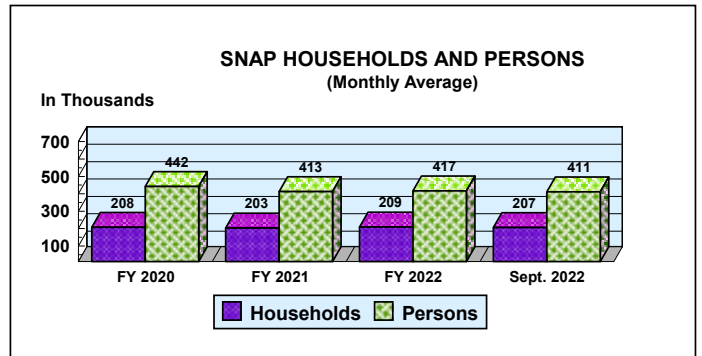
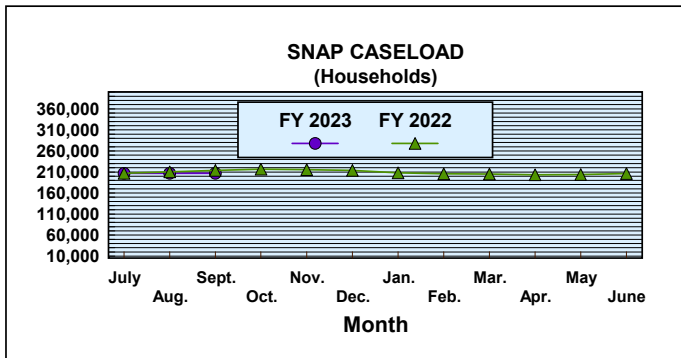
Prepared by Cost Allocation Unit, Division of Budgets and Accounting.

**Mississippi Department of Human Services
Graphic Overview of Program Data**

Month: September 2022

Date Released: 11/15/2022

**Division of Economic Assistance Eligibility
Supplemental Nutrition Assistance Program (SNAP)**



Prepared by Cost Allocation Unit, Division of Budgets and Accounting.

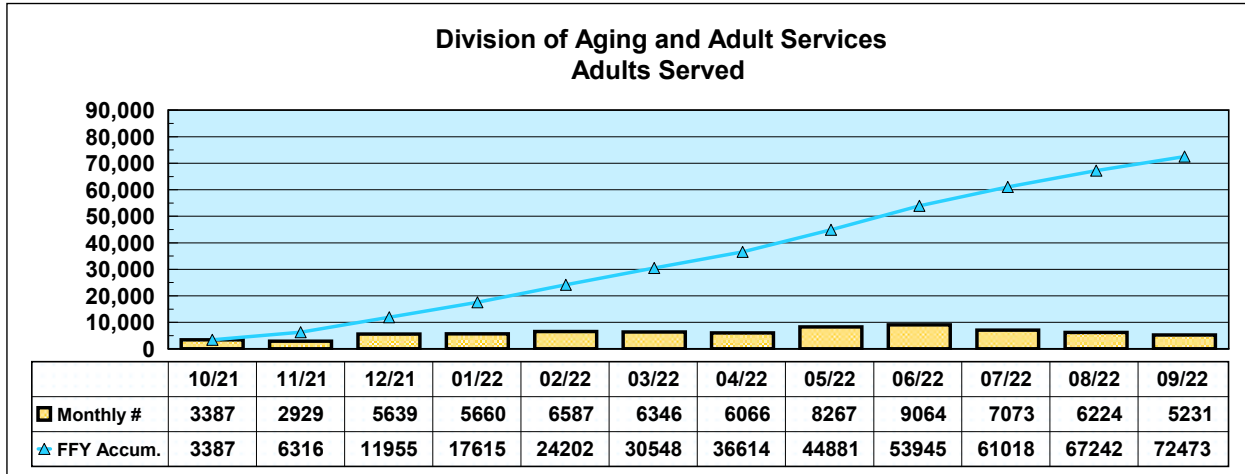
**Mississippi Department of Human Services
Graphic Overview of Program Data**

Month: September 2022

Date Released: 11/15/2022

Social Services Block Grant

**NEW CLIENTS SERVED
FEDERAL FISCAL YEAR 2022***



*Reflects unduplicated count of clients served monthly.

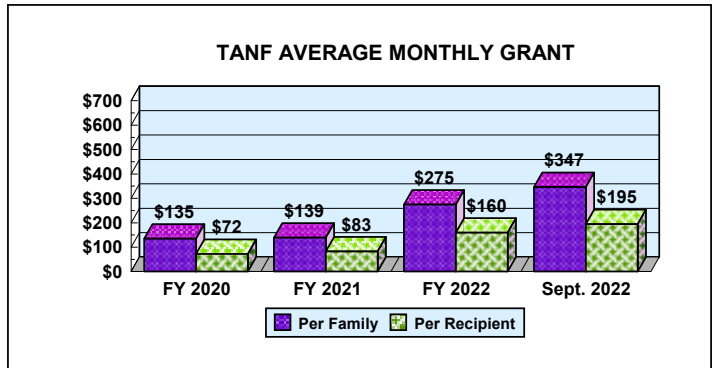
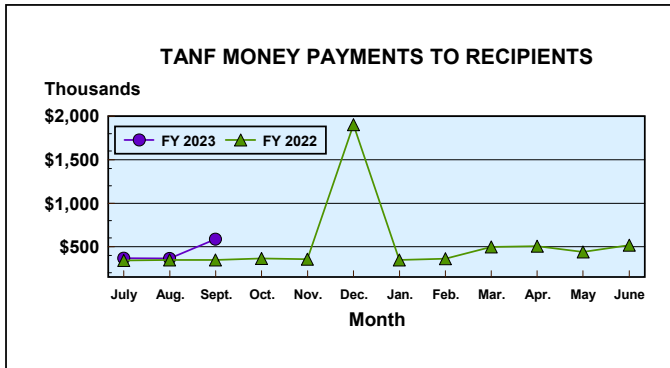
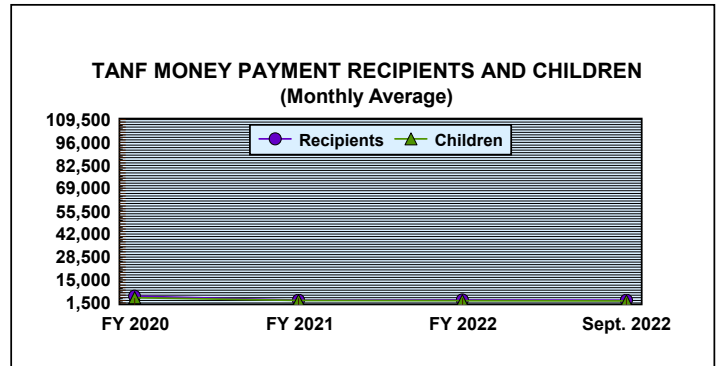
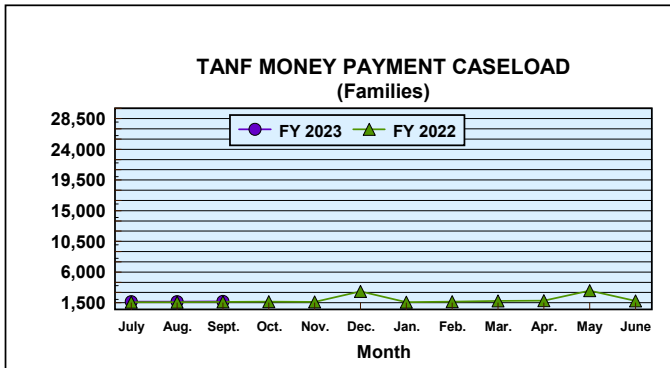
Prepared by Cost Allocation Unit, Division of Budgets and Accounting.

**Mississippi Department of Human Services
Graphic Overview of Program Data**

**Division of Economic Assistance Eligibility
Temporary Assistance for Needy Families**

Month: September 2022

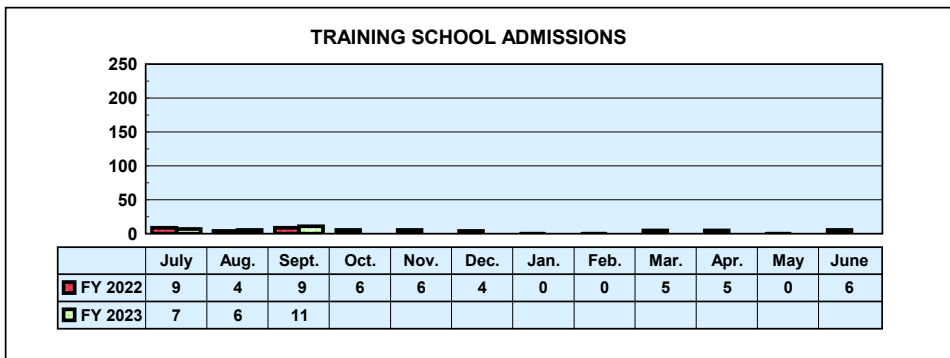
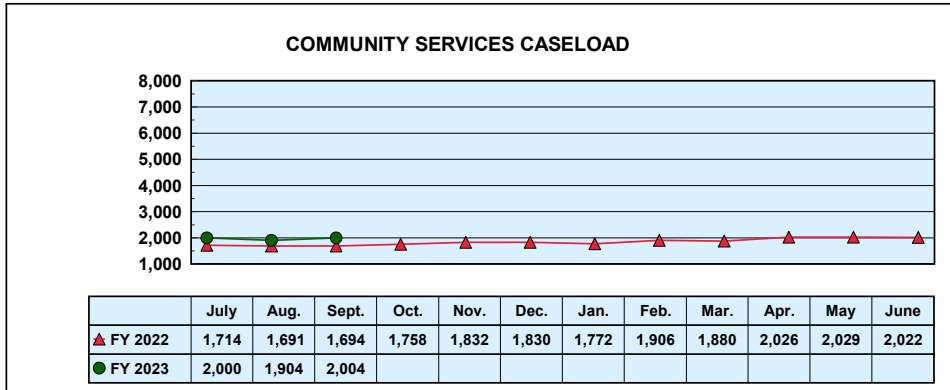
Date Released: 11/15/2022



Prepared by Cost Allocation Unit, Division of Budgets and Accounting.

Mississippi Department of Human Services
Graphic Overview of Program Data

Division of Youth Services



Prepared by Cost Allocation Unit, Division of Budgets and Accounting.



MONTHLY STATISTICAL REPORT

Robert G. Anderson, Executive Director

Division of Economic Assistance Eligibility

Month: September 2022 Date Released: 11/15/2022

TEMPORARY ASSISTANCE FOR NEEDY FAMILIES¹

	MONEY PAYMENT				Net Change From: August 2022			
	GRANT	ZERO	ONE-MONTH	AVERAGE	GRANT	ZERO	ONE-MONTH	AVERAGE
		GRANT ²	SUSPEND			SUSPEND	GRANT	
			TANF				TANF	
Families	1,689	8	6	\$346.90	27	5	4	\$126.87
Recipients	3,008	15	7	\$194.78	92	9	4	\$69.37
Adults	375	2	0		26	1	(1)	
Children	2,633	13	7		66	8	5	
TOTAL GRANT AMOUNT	\$585,908				\$220,211			

SUPPLEMENTAL NUTRITION ASSISTANCE PROGRAM (SNAP)

	NUMBER	AVERAGE	Net Change From: August 2022	
			NUMBER	AVERAGE
		BENEFIT VALUE		BENEFIT VALUE
Households	206,867	\$308.18	(124)	\$1.15
Persons	411,088	\$155.08	201	\$0.41
BENEFIT VALUE		\$63,753,109		\$201,438
COST PER MEAL		\$1.72		\$0.06

TANF AND SNAP COLLECTIONS

	AMOUNT	Net Change From: August 2022
TANF/AFDC Overpayment Collections	\$119	(\$41)
SNAP Overissuance Collections	\$147,445	(\$19,715)

¹ Total TANF program [TANF-Basic and TANF-Unemployed Parent (UP)]. Totals include UP data: 0 cases, 0 recipients, \$0 grant amount.

² Cases eligible for a money payment, but not legally entitled to a check because of \$10 minimum payment.



MONTHLY STATISTICAL REPORT

Division of Child Support Enforcement

Month: September 2022

Date Released: 11/15/2022

CHILD SUPPORT CASELOAD DATA		
	CASES	Net Change From: August 2022
TOTAL	256,963	(1,309)
TANF/Foster Care	4,430	51
Non-TANF	236,857	(1,255)
TANF/Foster Care Arrears Only	13,910	(95)
Non-IV-D	1,766	(10)

NONCUSTODIAL PARENTS LOCATED		
	NUMBER	Net Change From: August 2022
TOTAL	3,966	(1,362)
TANF/Foster Care Arrears Only	177	(59)
Non-TANF	3,789	(1,303)

CASES WITH COLLECTIONS		
	NUMBER	Net Change From: August 2022
TOTAL CASES	68,816	(781)

TOTAL CHILD SUPPORT COLLECTIONS		
	AMOUNT	Net Change From: August 2022
COLLECTED	\$29,515,384	(\$1,633,711)

Prepared by Cost Allocation Unit, Division of Budgets and Accounting.