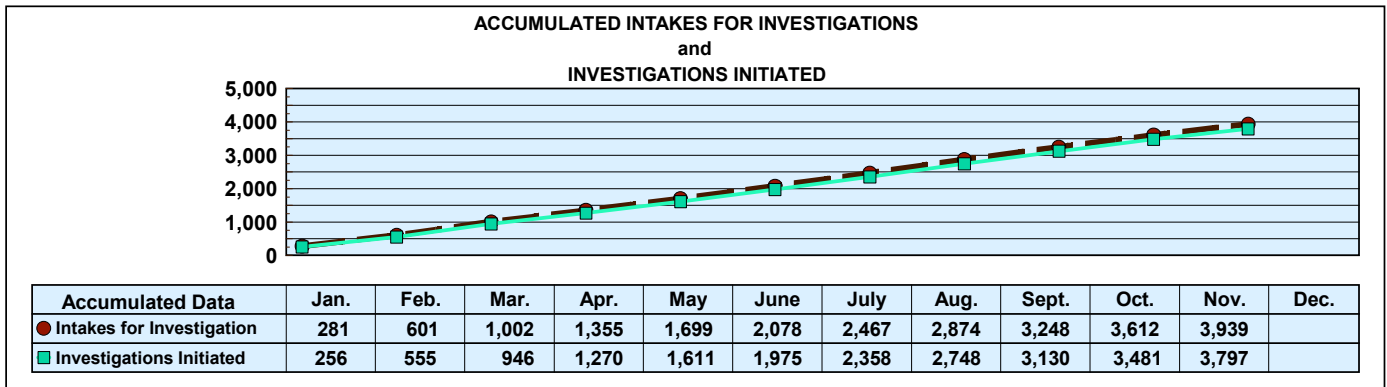
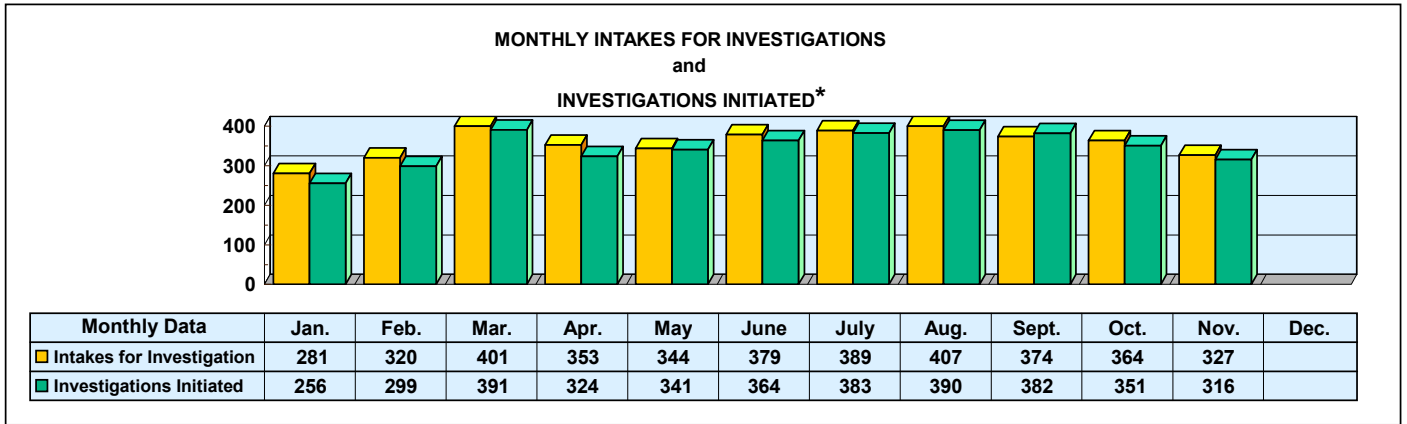


**Mississippi Department of Human Services
Graphic Overview of Program Data**

Month: November 2022

Date Released: 01/17/2023

**Division of Aging and Adult Services
ADULT PROTECTIVE SERVICES**



*An approximate manual count.

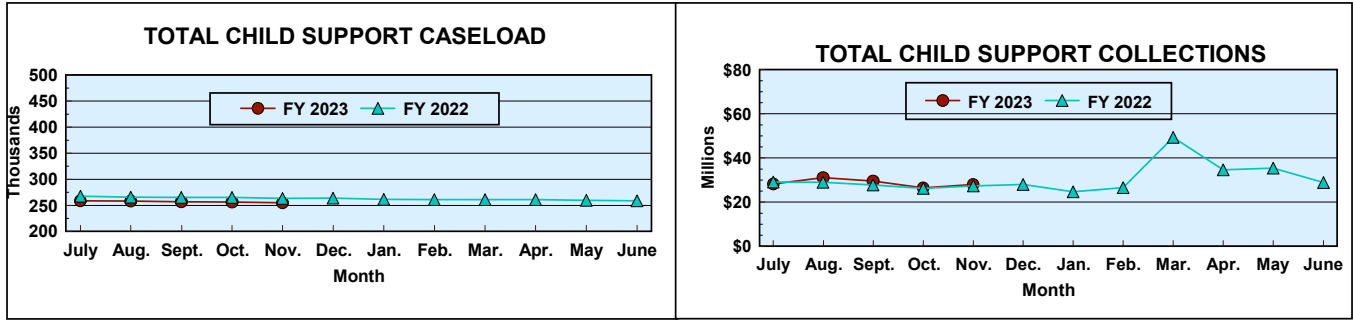
Prepared by Cost Allocation Unit, Division of Budgets and Accounting.

**Mississippi Department of Human Services
Graphic Overview of Program Data**

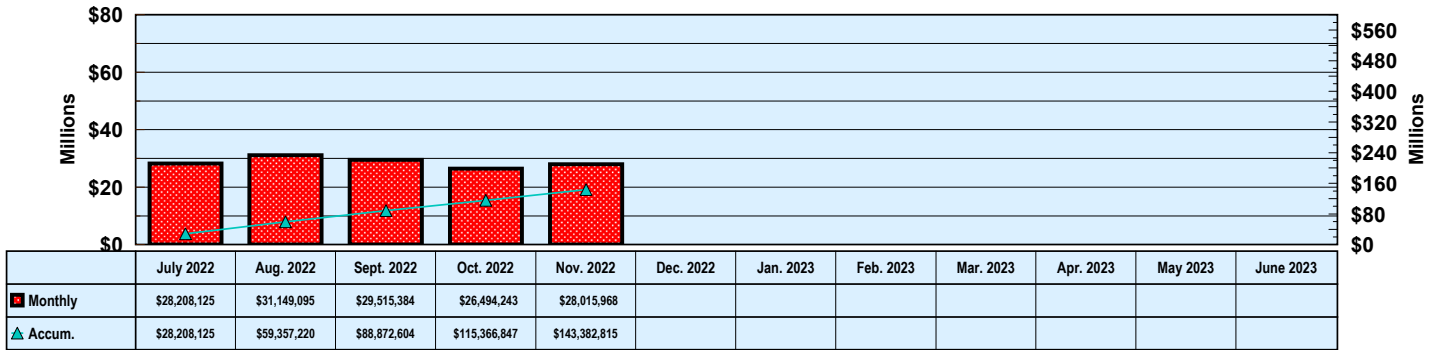
Month: November 2022

Date Released: 01/17/2023

Division of Child Support Enforcement



**FY 2023 TOTAL COLLECTIONS
(ACCUMULATED MONTHLY)**



Prepared by Cost Allocation Unit, Division of Budgets and Accounting.


**Mississippi Department of Human Services
Graphic Overview of Program Data**

Month: November 2022

Date Released: 01/17/2023

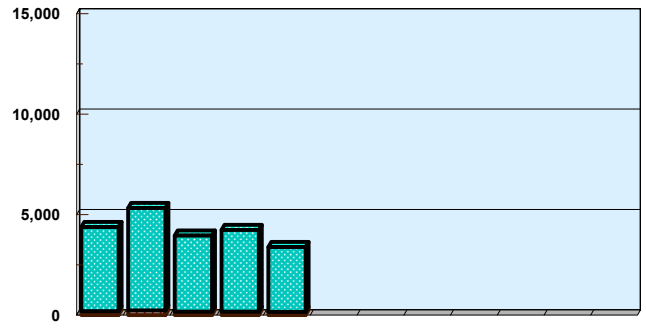
Division of Child Support Enforcement

**NUMBER OF CHILDREN FOR WHOM
PATERNITY WAS ESTABLISHED**



	07/22	08/22	09/22	10/22	11/22	12/22	01/23	02/23	03/23	04/23	05/23	06/23
TANF	20	25	23	21	19							
Non-TANF	670	765	1,129	858	712							

NONCUSTODIAL PARENTS LOCATED



	07/22	08/22	09/22	10/22	11/22	12/22	01/23	02/23	03/23	04/23	05/23	06/23
TANF	198	236	177	174	163							
Non-TANF	4,189	5,092	3,789	4,069	3,232							

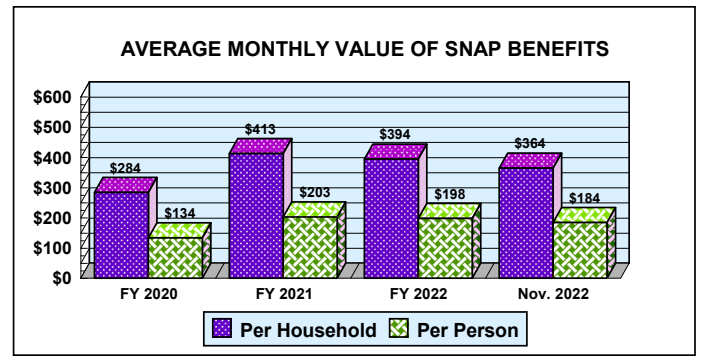
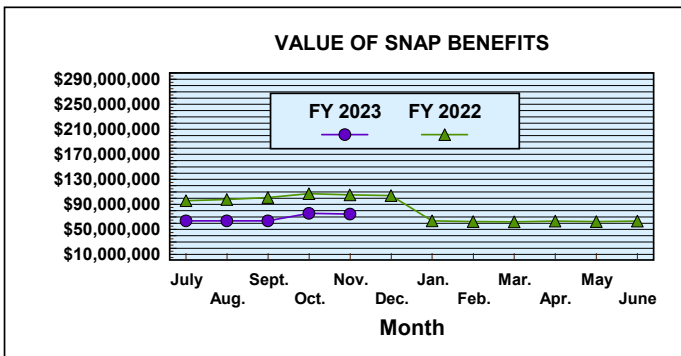
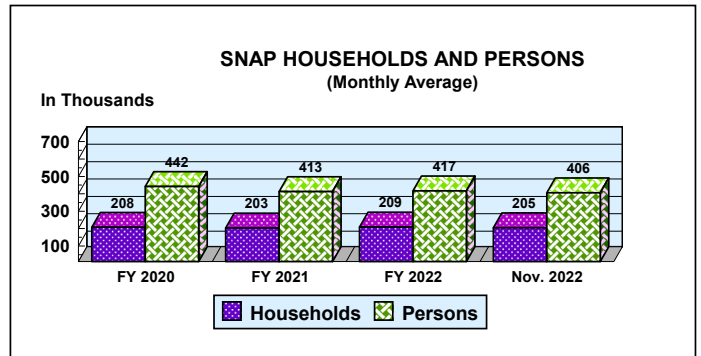
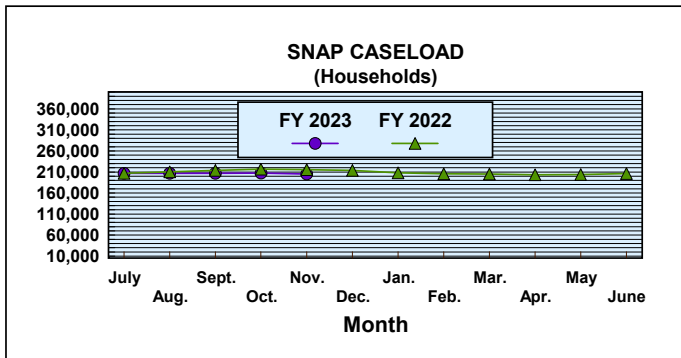
Prepared by Cost Allocation Unit, Division of Budgets and Accounting.

**Mississippi Department of Human Services
Graphic Overview of Program Data**

Month: November 2022

Date Released: 01/17/2023

**Division of Economic Assistance Eligibility
Supplemental Nutrition Assistance Program (SNAP)**



Prepared by Cost Allocation Unit, Division of Budgets and Accounting.

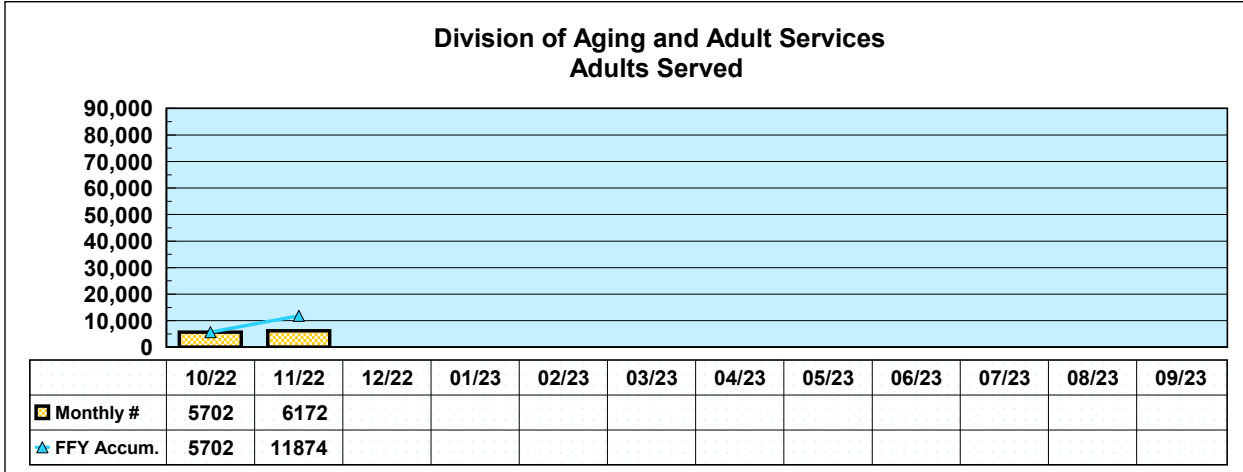
**Mississippi Department of Human Services
Graphic Overview of Program Data**

Month: November 2022

Date Released: 01/17/2023

Social Services Block Grant

**NEW CLIENTS SERVED
FEDERAL FISCAL YEAR 2023***



*Reflects unduplicated count of clients served monthly.

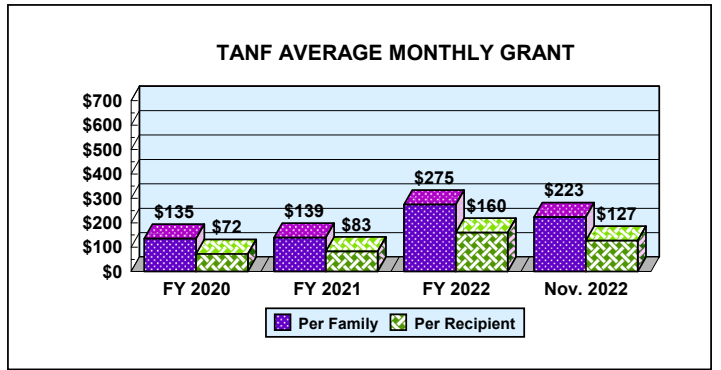
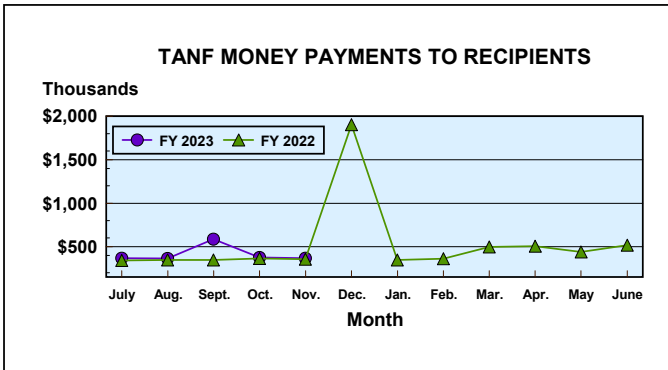
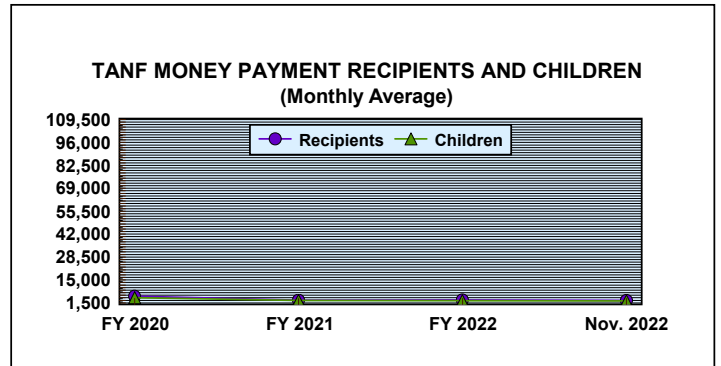
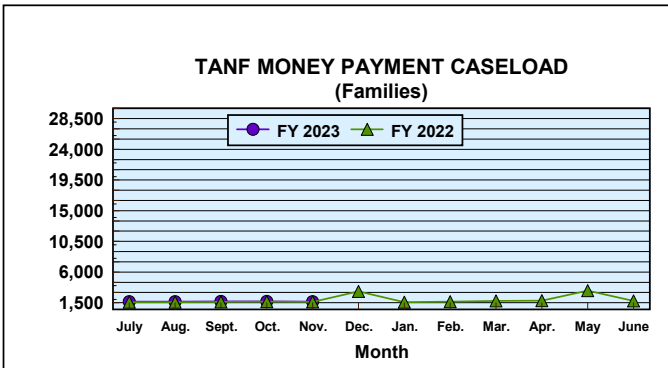
Prepared by Cost Allocation Unit, Division of Budgets and Accounting.

**Mississippi Department of Human Services
Graphic Overview of Program Data**

**Division of Economic Assistance Eligibility
Temporary Assistance for Needy Families**

Month: November 2022

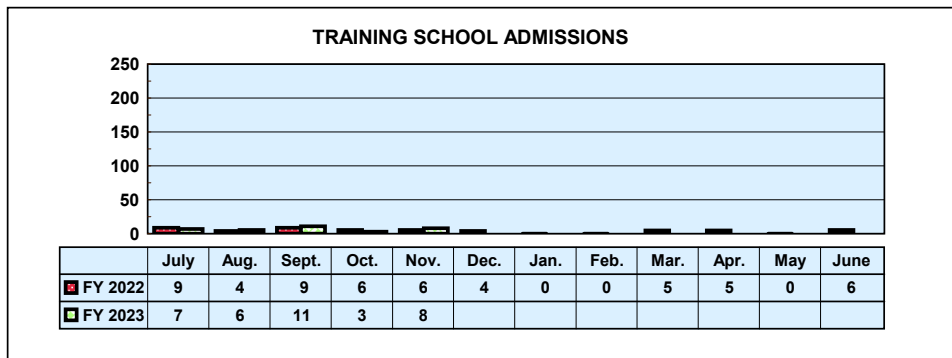
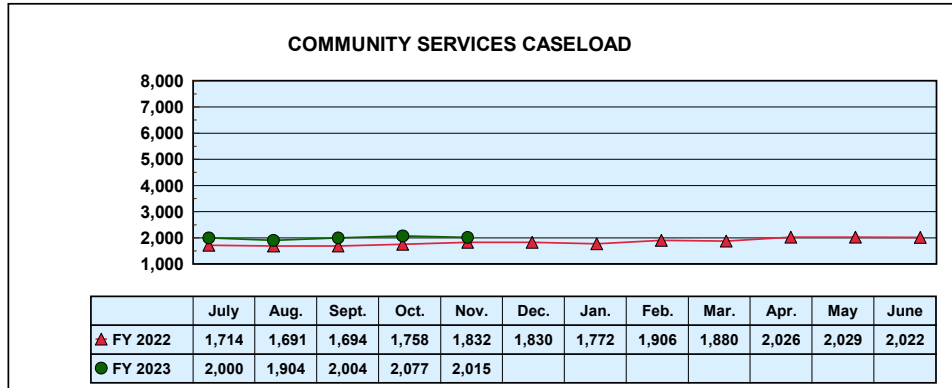
Date Released: 01/17/2023



Prepared by Cost Allocation Unit, Division of Budgets and Accounting.

Mississippi Department of Human Services
Graphic Overview of Program Data

Division of Youth Services



Prepared by Cost Allocation Unit, Division of Budgets and Accounting.



MONTHLY STATISTICAL REPORT

Robert G. Anderson, Executive Director

Division of Economic Assistance Eligibility

Month: November 2022 Date Released: 01/17/2023

TEMPORARY ASSISTANCE FOR NEEDY FAMILIES¹

	MONEY PAYMENT			ONE-MONTH SUSPEND TANF	AVERAGE GRANT	Net Change From: October 2022			
	GRANT	ZERO	GRANT			GRANT	ZERO	ONE-MONTH SUSPEND TANF	AVERAGE GRANT
		GRANT ²					GRANT		
Families	1,647	3	4	\$222.77	(39)	0	2	(\$0.29)	
Recipients	2,897	6	6	\$126.65	(112)	(2)	1	\$1.66	
Adults	334	1	3		(40)	(1)	2		
Children	2,563	5	3		(72)	(1)	(1)		
TOTAL GRANT AMOUNT				\$366,897				(\$9,188)	

SUPPLEMENTAL NUTRITION ASSISTANCE PROGRAM (SNAP)

	NUMBER	AVERAGE BENEFIT VALUE	Net Change From: October 2022	
			NUMBER	AVERAGE BENEFIT VALUE
Households	205,163	\$364.01	(1,969)	(\$1.32)
Persons	405,700	\$184.08	(5,353)	(\$0.01)
BENEFIT VALUE		\$74,681,752		(\$988,990)
COST PER MEAL		\$2.05		\$0.07

TANF AND SNAP COLLECTIONS

	AMOUNT	Net Change From: October 2022
TANF/AFDC Overpayment Collections	\$242	\$144
SNAP Overissuance Collections	\$147,046	(\$16,063)

¹ Total TANF program [TANF-Basic and TANF-Unemployed Parent (UP)]. Totals include UP data: 0 cases, 0 recipients, \$0 grant amount.

² Cases eligible for a money payment, but not legally entitled to a check because of \$10 minimum payment.



MONTHLY STATISTICAL REPORT

Division of Child Support Enforcement

Month: November 2022

Date Released: 01/17/2023

CHILD SUPPORT CASELOAD DATA

	CASES	Net Change From: October 2022
TOTAL	254,871	(1,499)
TANF/Foster Care	4,384	(20)
Non-TANF	235,070	(1,342)
TANF/Foster Care Arrears Only	13,660	(134)
Non-IV-D	1,757	(3)

NONCUSTODIAL PARENTS LOCATED

	NUMBER	Net Change From: October 2022
TOTAL	3,395	(848)
TANF/Foster Care Arrears Only	163	(11)
Non-TANF	3,232	(837)

CASES WITH COLLECTIONS

	NUMBER	Net Change From: October 2022
TOTAL CASES	68,615	(632)

TOTAL CHILD SUPPORT COLLECTIONS

	AMOUNT	Net Change From: October 2022
COLLECTED	\$28,015,968	\$1,521,725

Prepared by Cost Allocation Unit, Division of Budgets and Accounting.