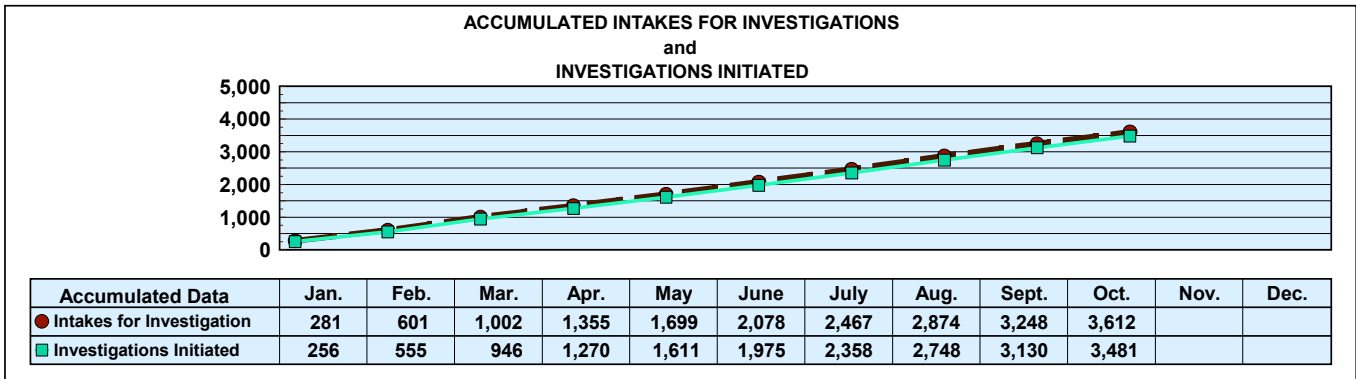
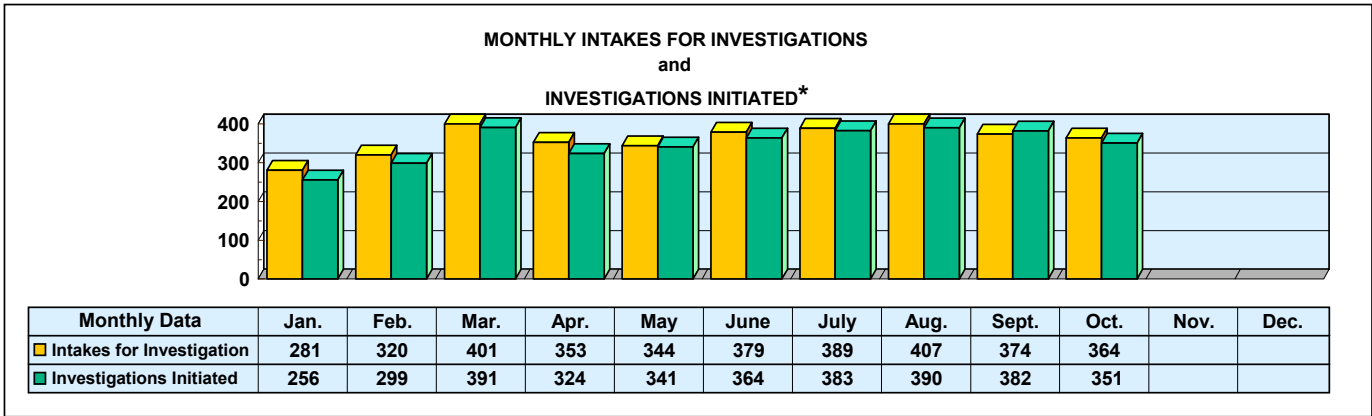


**Mississippi Department of Human Services
Graphic Overview of Program Data**

Month: October 2022

Date Released: 12/15/2022

**Division of Aging and Adult Services
ADULT PROTECTIVE SERVICES**



*An approximate manual count.

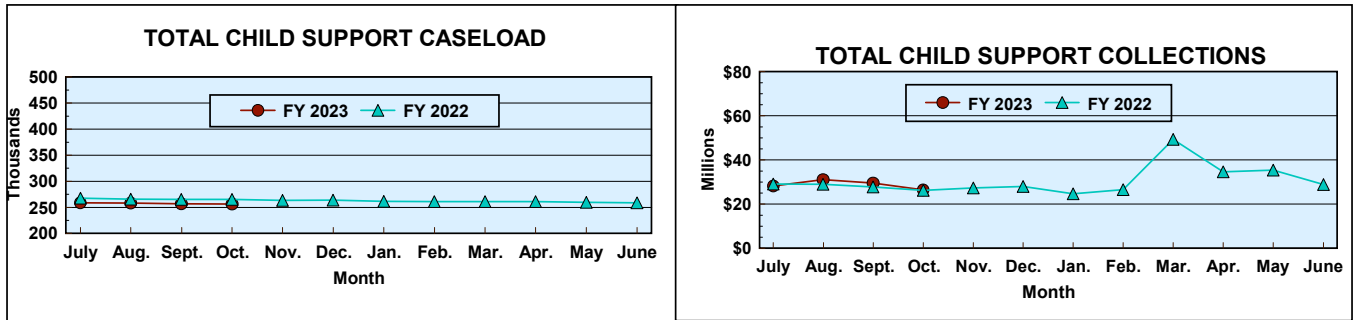
Prepared by Cost Allocation Unit, Division of Budgets and Accounting.

**Mississippi Department of Human Services
Graphic Overview of Program Data**

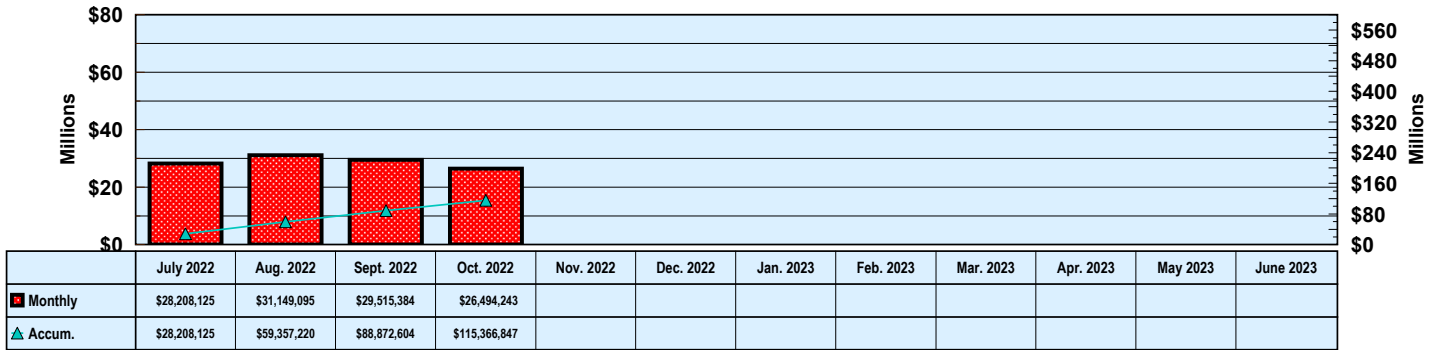
Month: October 2022

Date Released: 12/15/2022

Division of Child Support Enforcement



**FY 2023 TOTAL COLLECTIONS
(ACCUMULATED MONTHLY)**



Prepared by Cost Allocation Unit, Division of Budgets and Accounting.


**Mississippi Department of Human Services
Graphic Overview of Program Data**

Month: October 2022

Date Released: 12/15/2022

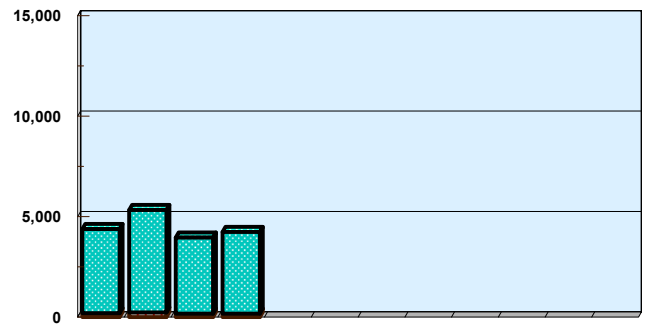
Division of Child Support Enforcement

**NUMBER OF CHILDREN FOR WHOM
PATERNITY WAS ESTABLISHED**



	07/22	08/22	09/22	10/22	11/22	12/22	01/23	02/23	03/23	04/23	05/23	06/23
TANF	20	25	23	21								
Non-TANF	670	765	1,129	858								

NONCUSTODIAL PARENTS LOCATED



	07/22	08/22	09/22	10/22	11/22	12/22	01/23	02/23	03/23	04/23	05/23	06/23
TANF	198	236	177	174								
Non-TANF	4,189	5,092	3,789	4,069								

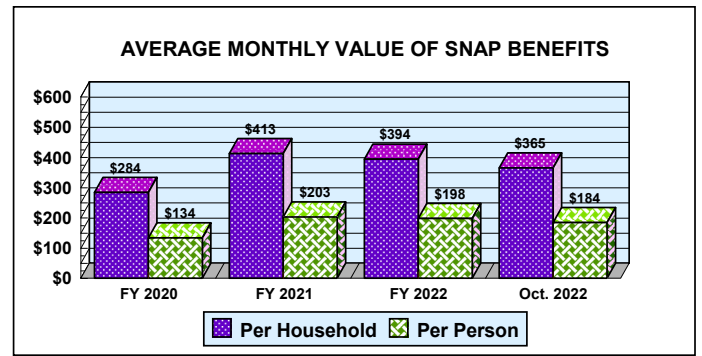
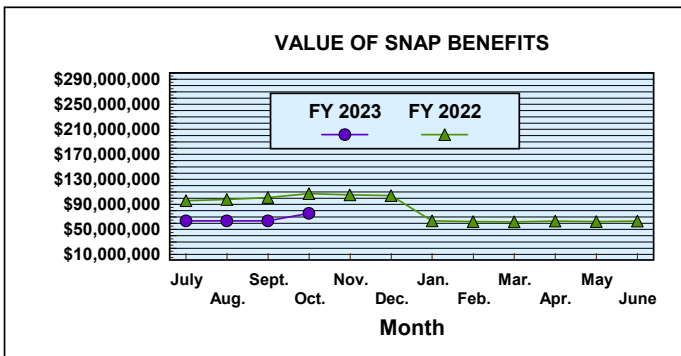
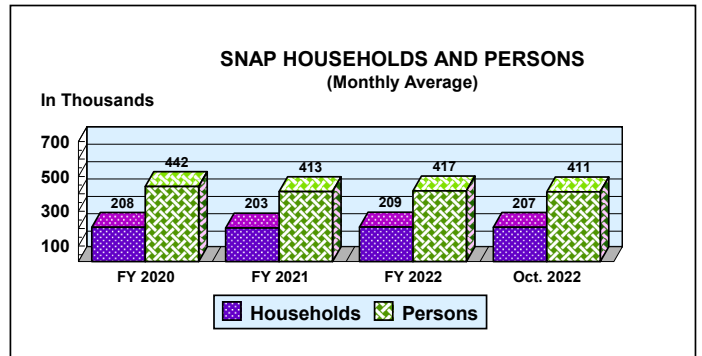
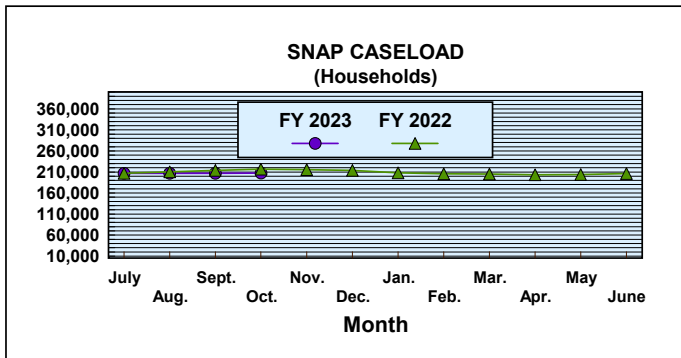
Prepared by Cost Allocation Unit, Division of Budgets and Accounting.

**Mississippi Department of Human Services
Graphic Overview of Program Data**

Month: October 2022

Date Released: 12/15/2022

**Division of Economic Assistance Eligibility
Supplemental Nutrition Assistance Program (SNAP)**



Prepared by Cost Allocation Unit, Division of Budgets and Accounting.

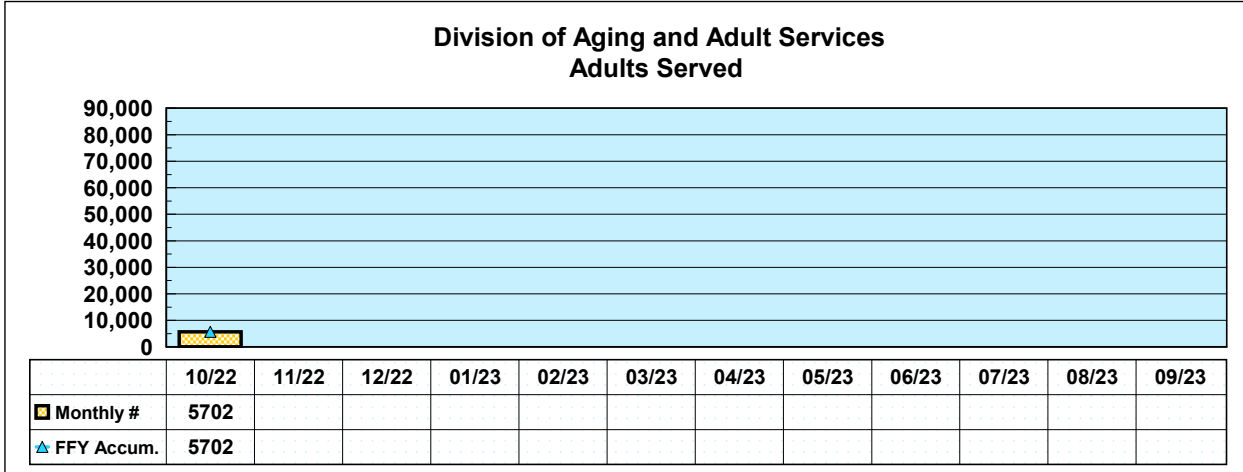
**Mississippi Department of Human Services
Graphic Overview of Program Data**

Month: October 2022

Date Released: 12/15/2022

Social Services Block Grant

**NEW CLIENTS SERVED
FEDERAL FISCAL YEAR 2023***



*Reflects unduplicated count of clients served monthly.

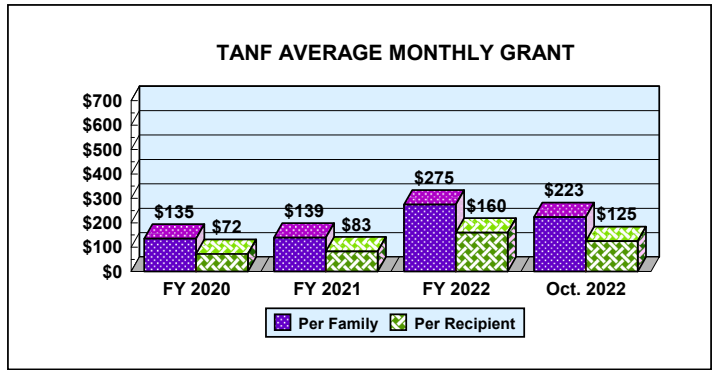
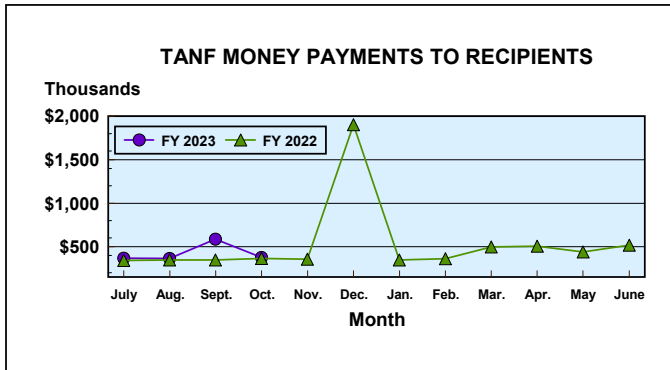
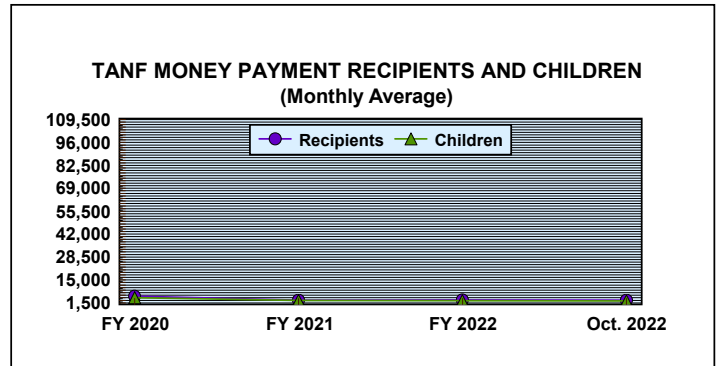
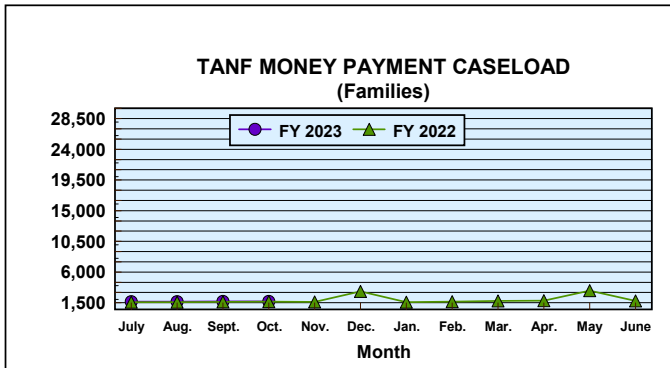
Prepared by Cost Allocation Unit, Division of Budgets and Accounting.

**Mississippi Department of Human Services
Graphic Overview of Program Data**

**Division of Economic Assistance Eligibility
Temporary Assistance for Needy Families**

Month: October 2022

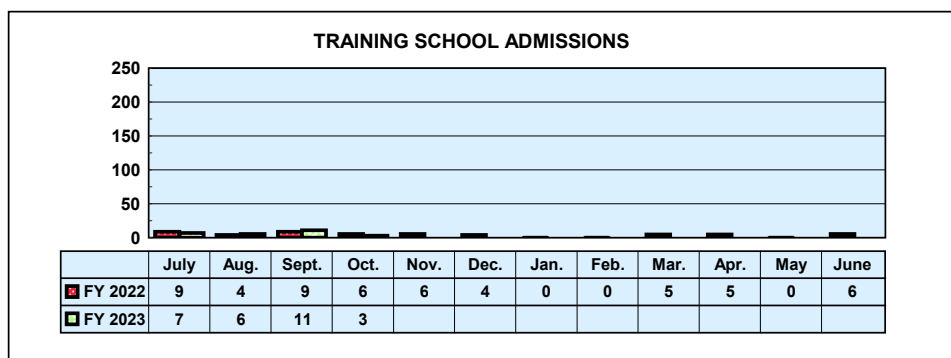
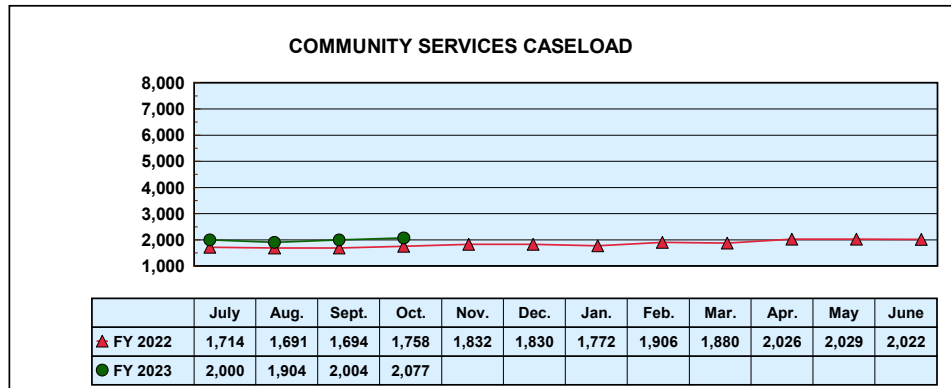
Date Released: 12/15/2022



Prepared by Cost Allocation Unit, Division of Budgets and Accounting.

**Mississippi Department of Human Services
Graphic Overview of Program Data**

Division of Youth Services



Prepared by Cost Allocation Unit, Division of Budgets and Accounting.



MONTHLY STATISTICAL REPORT

Robert G. Anderson, Executive Director

Division of Economic Assistance Eligibility

Month: October 2022 Date Released: 12/15/2022

TEMPORARY ASSISTANCE FOR NEEDY FAMILIES¹

	MONEY PAYMENT			ONE-MONTH SUSPEND TANF	AVERAGE GRANT	Net Change From: September 2022				
	GRANT	ZERO GRANT ²	GRANT			GRANT	GRANT	ZERO GRANT	ONE-MONTH SUSPEND TANF	AVERAGE GRANT
Recipients	3,009	8	5	\$124.99	1	(7)	(2)	(\$69.79)		
Adults	374	2	1		(1)	0	1			
Children	2,635	6	4		2	(7)	(3)			
TOTAL GRANT AMOUNT				\$376,085				(\$209,823)		

SUPPLEMENTAL NUTRITION ASSISTANCE PROGRAM (SNAP)

	NUMBER	AVERAGE BENEFIT VALUE	Net Change From: September 2022	
			NUMBER	AVERAGE BENEFIT VALUE
Households	207,132	\$365.33	265	\$57.15
Persons	411,053	\$184.09	(35)	\$29.01
BENEFIT VALUE		\$75,670,742		\$11,917,633
COST PER MEAL		\$1.98		\$0.26

TANF AND SNAP COLLECTIONS

	AMOUNT	Net Change From: September 2022
TANF/AFDC Overpayment Collections	\$98	(\$21)
SNAP Overissuance Collections	\$163,109	\$15,664

¹ Total TANF program [TANF-Basic and TANF-Unemployed Parent (UP)]. Totals include UP data: 0 cases, 0 recipients, \$0 grant amount.

² Cases eligible for a money payment, but not legally entitled to a check because of \$10 minimum payment.



MONTHLY STATISTICAL REPORT

Division of Child Support Enforcement

Month: October 2022

Date Released: 12/15/2022

CHILD SUPPORT CASELOAD DATA		
	CASES	Net Change From: September 2022
TOTAL	256,370	(593)
TANF/Foster Care	4,404	(26)
Non-TANF	236,412	(445)
TANF/Foster Care Arrears Only	13,794	(116)
Non-IV-D	1,760	(6)

NONCUSTODIAL PARENTS LOCATED		
	NUMBER	Net Change From: September 2022
TOTAL	4,243	277
TANF/Foster Care Arrears Only	174	(3)
Non-TANF	4,069	280

CASES WITH COLLECTIONS		
	NUMBER	Net Change From: September 2022
TOTAL CASES	69,247	431

TOTAL CHILD SUPPORT COLLECTIONS		
	AMOUNT	Net Change From: September 2022
COLLECTED	\$26,494,243	(\$3,021,141)

Prepared by Cost Allocation Unit, Division of Budgets and Accounting.