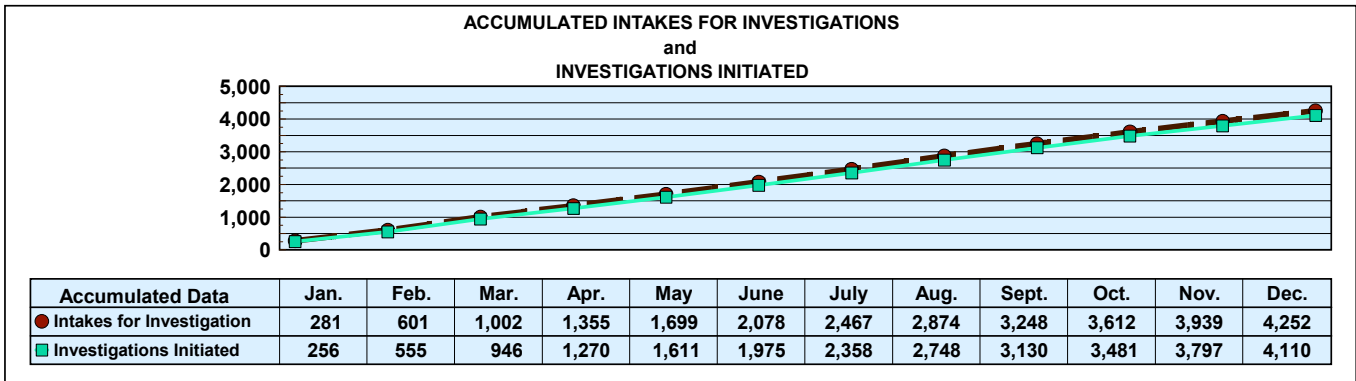
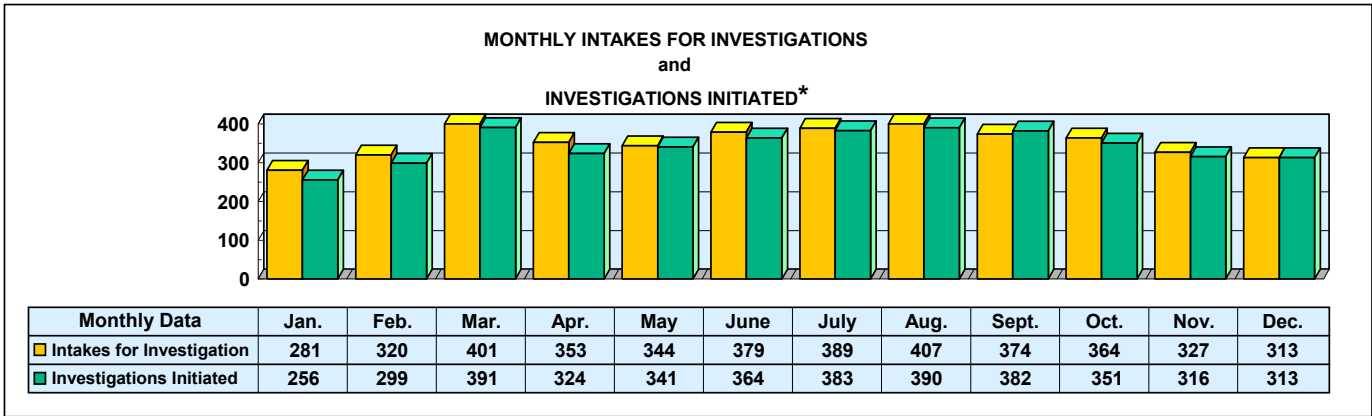


**Mississippi Department of Human Services
Graphic Overview of Program Data**

Month: December 2022

Date Released: 02/15/2023

**Division of Aging and Adult Services
ADULT PROTECTIVE SERVICES**



*An approximate manual count.

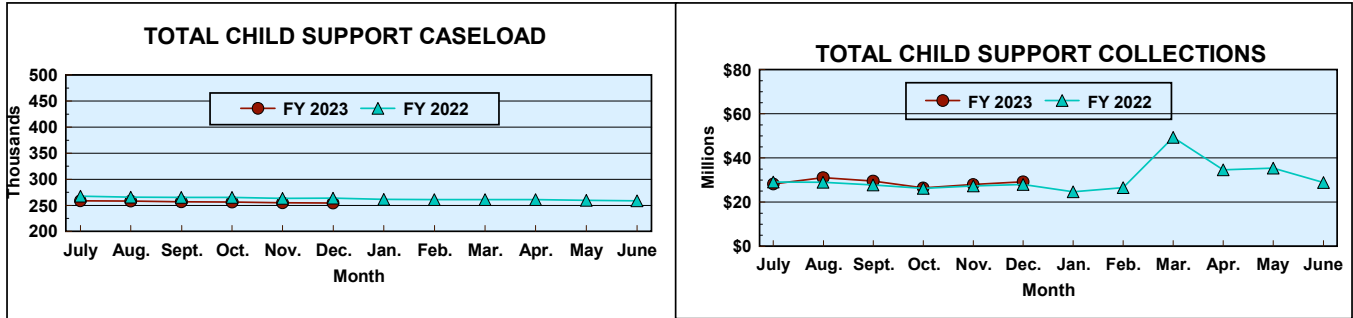
Prepared by Cost Allocation Unit, Division of Budgets and Accounting.

**Mississippi Department of Human Services
Graphic Overview of Program Data**

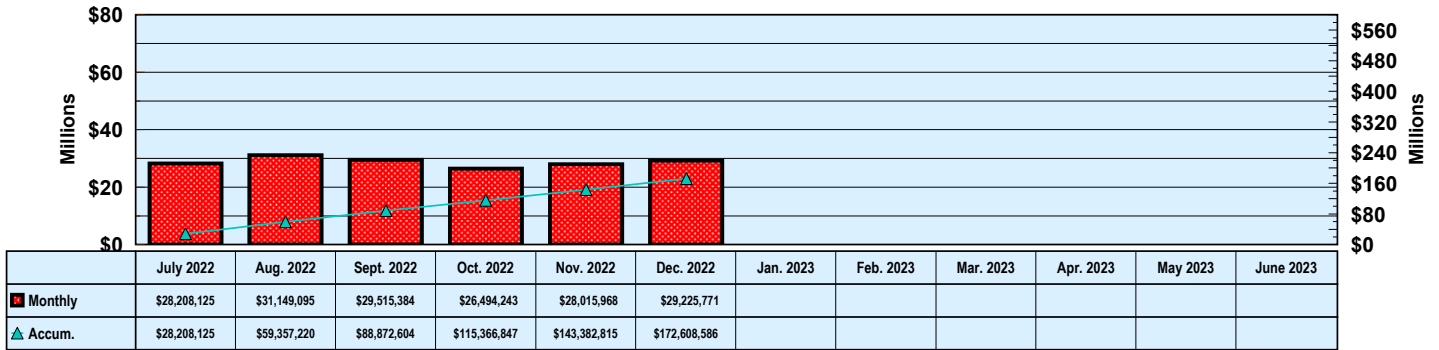
Month: December 2022

Date Released: 02/15/2023

Division of Child Support Enforcement



**FY 2023 TOTAL COLLECTIONS
(ACCUMULATED MONTHLY)**



Prepared by Cost Allocation Unit, Division of Budgets and Accounting.


**Mississippi Department of Human Services
Graphic Overview of Program Data**

Month: December 2022

Date Released: 02/15/2023

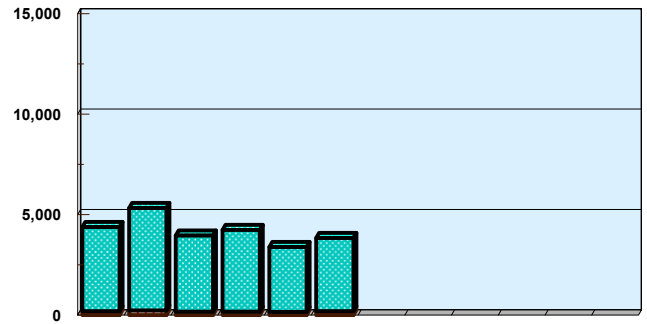
Division of Child Support Enforcement

**NUMBER OF CHILDREN FOR WHOM
PATERNITY WAS ESTABLISHED**



	07/22	08/22	09/22	10/22	11/22	12/22	01/23	02/23	03/23	04/23	05/23	06/23
TANF	20	25	23	21	19	27						
Non-TANF	670	765	1,129	858	712	945						

NONCUSTODIAL PARENTS LOCATED



	07/22	08/22	09/22	10/22	11/22	12/22	01/23	02/23	03/23	04/23	05/23	06/23
TANF	198	236	177	174	163	200						
Non-TANF	4,189	5,092	3,789	4,069	3,232	3,637						

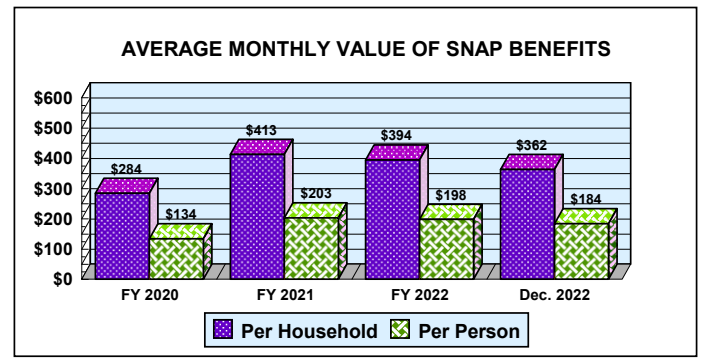
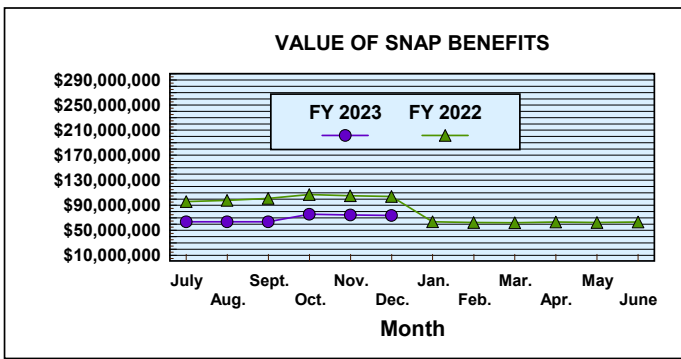
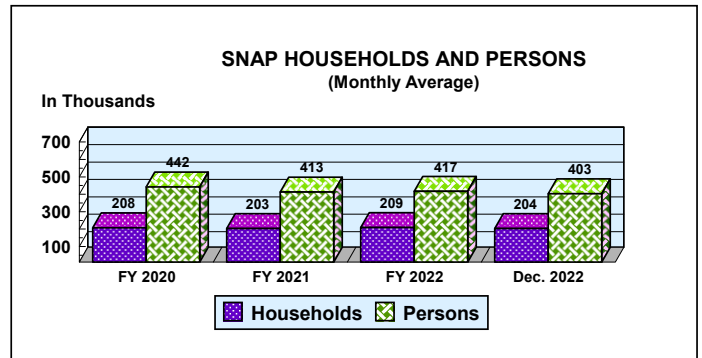
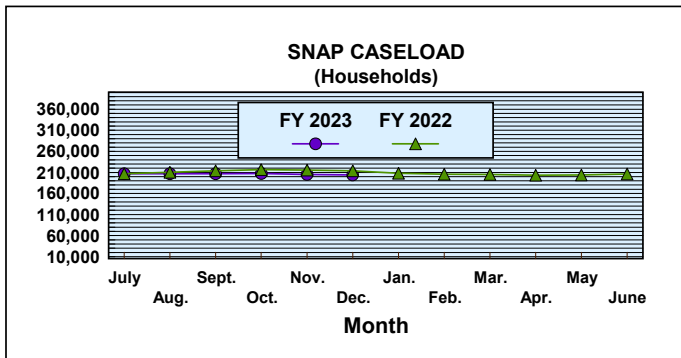
Prepared by Cost Allocation Unit, Division of Budgets and Accounting.

**Mississippi Department of Human Services
Graphic Overview of Program Data**

Month: December 2022

Date Released: 02/15/2023

**Division of Economic Assistance Eligibility
Supplemental Nutrition Assistance Program (SNAP)**



Prepared by Cost Allocation Unit, Division of Budgets and Accounting.

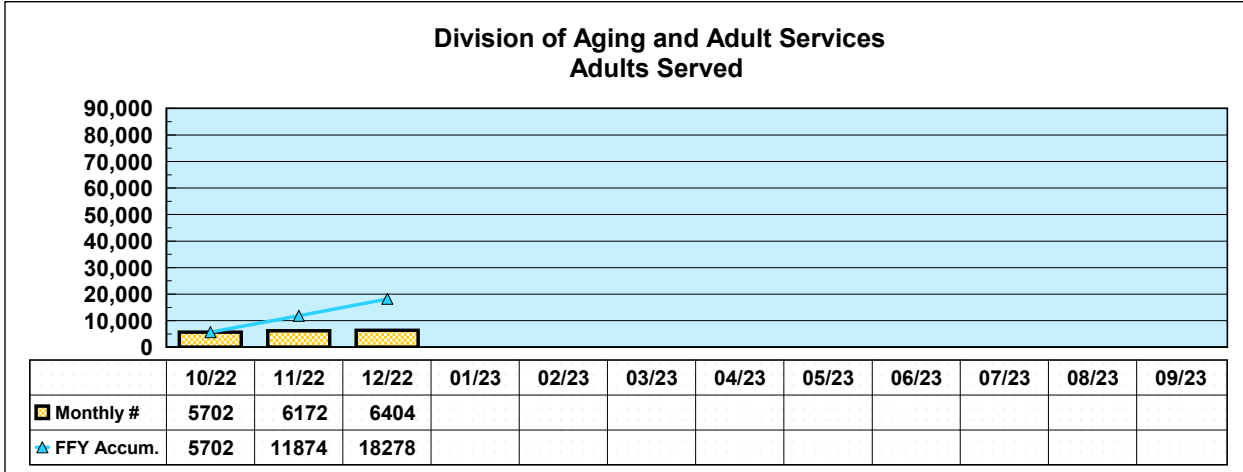
**Mississippi Department of Human Services
Graphic Overview of Program Data**

Month: December 2022

Date Released: 02/15/2023

Social Services Block Grant

**NEW CLIENTS SERVED
FEDERAL FISCAL YEAR 2023***



*Reflects unduplicated count of clients served monthly.

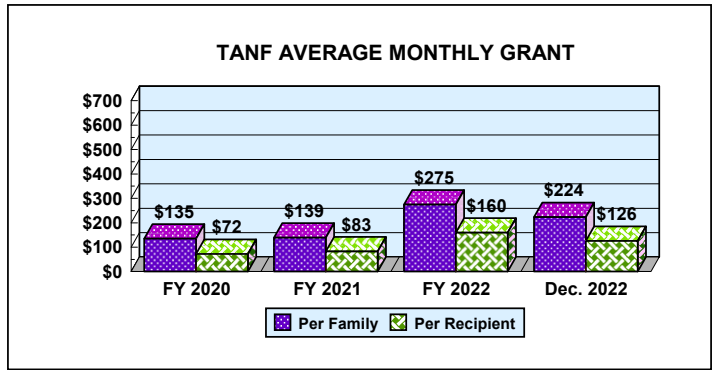
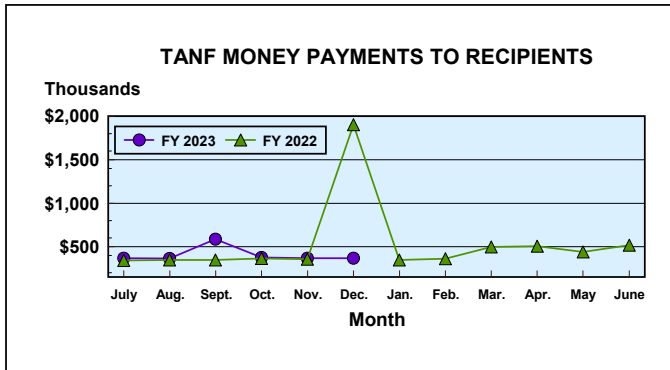
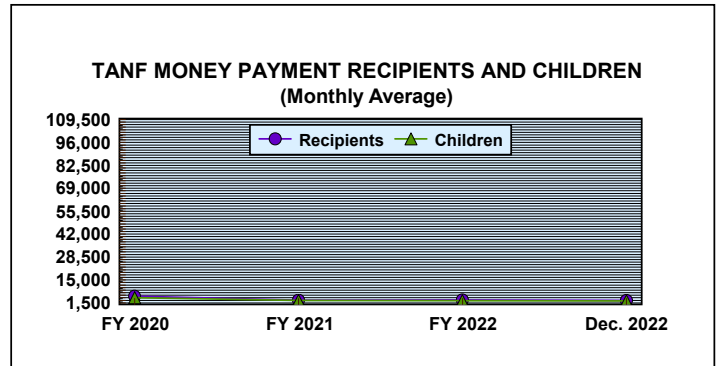
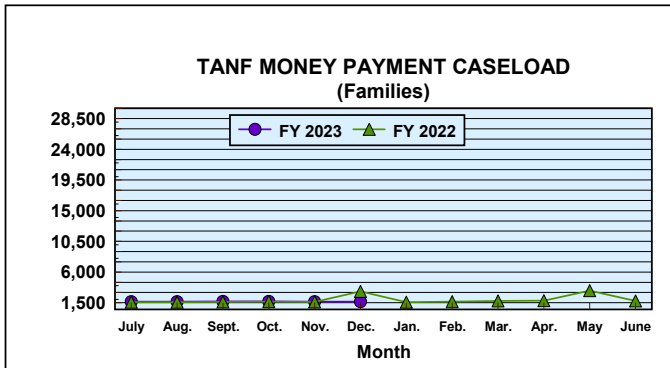
Prepared by Cost Allocation Unit, Division of Budgets and Accounting.

**Mississippi Department of Human Services
Graphic Overview of Program Data**

**Division of Economic Assistance Eligibility
Temporary Assistance for Needy Families**

Month: December 2022

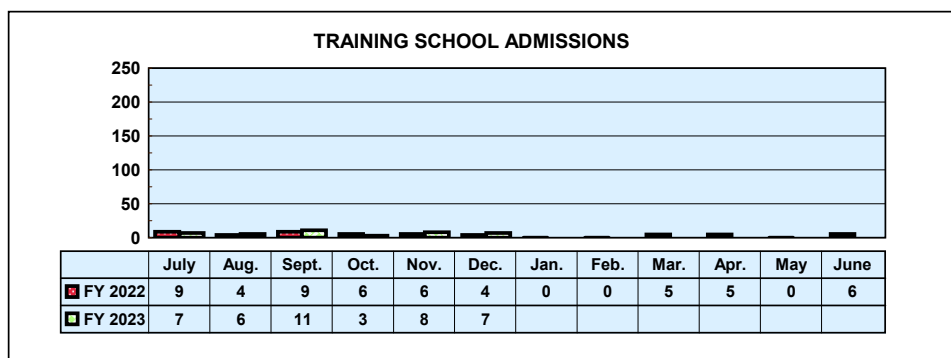
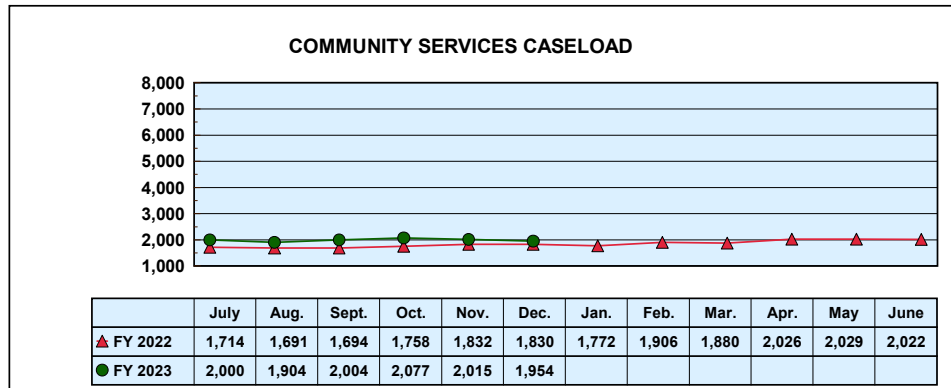
Date Released: 02/15/2023



Prepared by Cost Allocation Unit, Division of Budgets and Accounting.

**Mississippi Department of Human Services
Graphic Overview of Program Data**

Division of Youth Services



Prepared by Cost Allocation Unit, Division of Budgets and Accounting.



MONTHLY STATISTICAL REPORT

Robert G. Anderson, Executive Director

Division of Economic Assistance Eligibility

Month: December 2022 Date Released: 02/15/2023

TEMPORARY ASSISTANCE FOR NEEDY FAMILIES¹

	MONEY PAYMENT		ONE-MONTH SUSPEND TANF	AVERAGE GRANT	Net Change From: November 2022				
	GRANT	ZERO GRANT ²			GRANT	GRANT	ZERO GRANT	SUSPEND TANF	AVERAGE GRANT
Recipients	2,920	10	0	\$126.03	23	4	(6)	(\$0.62)	
Adults	338	2	0		4	1	(3)		
Children	2,582	8	0		19	3	(3)		
TOTAL GRANT AMOUNT				\$368,011				\$1,114	

SUPPLEMENTAL NUTRITION ASSISTANCE PROGRAM (SNAP)

	NUMBER	AVERAGE BENEFIT VALUE	Net Change From: November 2022	
			NUMBER	AVERAGE BENEFIT VALUE
Households	203,988	\$362.48	(1,175)	(\$1.53)
Persons	402,911	\$183.52	(2,789)	(\$0.56)
BENEFIT VALUE		\$73,941,237		(\$740,515)
COST PER MEAL		\$1.97		(\$0.08)

TANF AND SNAP COLLECTIONS

	AMOUNT	Net Change From: November 2022
TANF/AFDC Overpayment Collections	\$0	(\$242)
SNAP Overissuance Collections	\$174,232	\$27,186

¹ Total TANF program [TANF-Basic and TANF-Unemployed Parent (UP)]. Totals include UP data: 0 cases, 0 recipients, \$0 grant amount.

² Cases eligible for a money payment, but not legally entitled to a check because of \$10 minimum payment.



MONTHLY STATISTICAL REPORT

Division of Child Support Enforcement

Month: December 2022

Date Released: 02/15/2023

CHILD SUPPORT CASELOAD DATA

	CASES	Net Change From: November 2022
TOTAL	254,613	(258)
TANF/Foster Care	4,396	12
Non-TANF	234,885	(185)
TANF/Foster Care Arrears Only	13,578	(82)
Non-IV-D	1,754	(3)

NONCUSTODIAL PARENTS LOCATED

	NUMBER	Net Change From: November 2022
TOTAL	3,837	442
TANF/Foster Care Arrears Only	200	37
Non-TANF	3,637	405

CASES WITH COLLECTIONS

	NUMBER	Net Change From: November 2022
TOTAL CASES	73,773	5,158

TOTAL CHILD SUPPORT COLLECTIONS

	AMOUNT	Net Change From: November 2022
COLLECTED	\$29,225,771	\$1,209,803

Prepared by Cost Allocation Unit, Division of Budgets and Accounting.